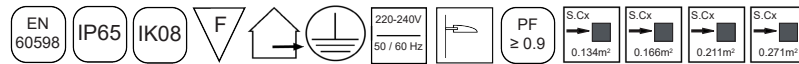


48-ROADSTAR

LED ROAD LIGHT



- Housing** Die-cast aluminum
- Diffuser** Tempered glass+lens
- Light Source** Lite-Tech LED module powered by Samsung
- Wind Force** 60 m/s
- Benefits**
 - High impact and corrosion resistance
 - Separate compartment for driver
 - One piece die-cast aluminum
 - Easy maintenance



Light Source

DESCRIPTION

The family consists of four sizes and uses a Samsung or Nichia standardized design LED chip as light source and a Philips Xitanium fixed output outdoor driver. The Roadstar LED has been designed as efficient as possible, performing the same task as the SON-T 150, 250, and 400W luminaires it replaces; provide the right amount of light in the right place. The medium beam optic delivers an efficient distribution onto the road. The combination results in interesting energy savings which reduce operating costs significantly. 50% energy reduction is realistically possible. Ease of installation is obtained through the special lock mechanism of driver compartment.

APPLICATION

Designed for general Road, Street and Residential application

SPECIFICATION

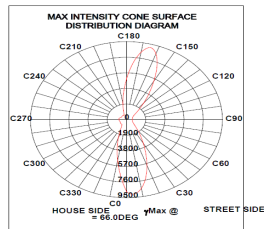
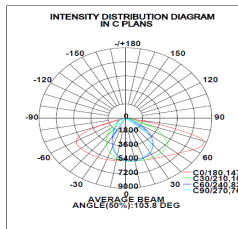
	48-ROADSTAR LD506 100W	48-ROADSTAR LD507 150W	48-ROADSTAR LD509 200W	48-ROADSTAR LD510 250W
LED Chip	Samsung / Nichia	Samsung / Nichia	Samsung / Nichia	Samsung / Nichia
LED Driver	Philips	Philips	Philips	Philips
Wattage	100W	150W	200W	250W
Lumen@Source*	13000 lm	19500 lm	26000 lm	32500 lm
CCT**	3000K / 4000K / 5700K / 6500K	3000K / 4000K / 5700K / 6500K	3000K / 4000K / 5700K / 6500K	3000K / 4000K / 5700K / 6500K
Beam Angle	110x65°	110x65°	110x65°	110x65°
CRI (Ra)	>80 and 3 SDCM	>80 and 3 SDCM	>80 and 3 SDCM	>80 and 3 SDCM
LED Life	50,000 hrs / L70	50,000 hrs / L70	50,000 hrs / L70	50,000 hrs / L70
Working Ambient Temperature	55°C	55°C	55°C	55°C

*Luminous Flux tolerance ±5% / **CCT Tolerance ±5%

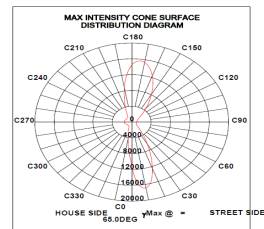
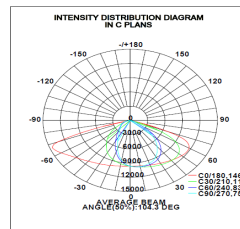
Data is subject to change without notice.

POLAR DIAGRAM

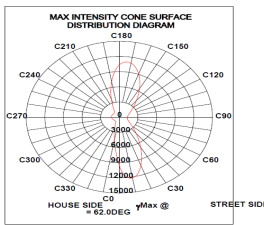
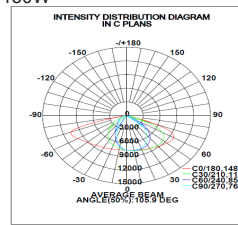
100W



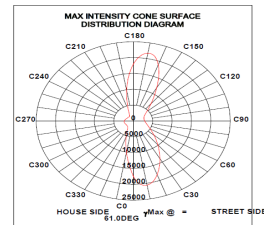
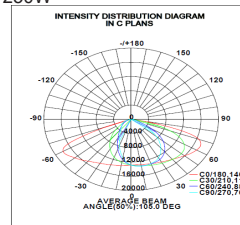
200W



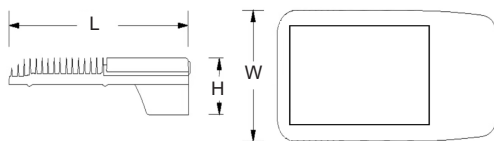
150W



250W



SCHEMATIC



Pole side entry only

Spigot Ø 42-60mm

ORDERING CODE	L	W	H
48-ROADSTAR-LD506	422	320	131
48-ROADSTAR-LD507	523	320	131
48-ROADSTAR-LD509	655	320	131
48-ROADSTAR-LD510	850	320	140

Dimensions are in mm

ORDERING GUIDE

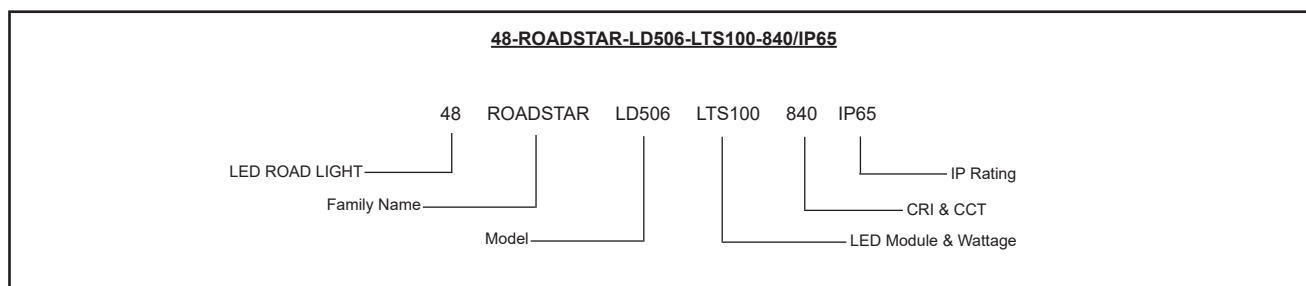
48-ROADSTAR-LD506-LT*100	830	840	857	865	100W
48-ROADSTAR-LD507-LT*150	830	840	857	865	150W
48-ROADSTAR-LD509-LT*200	830	840	857	865	200W
48-ROADSTAR-LD510-LT*250	830	840	857	865	250W

LT*

LTS - SAMSUNG

LTN - NICHIA

ORDERING EXAMPLE



LED ROAD LIGHT ROADSTAR LD506 LTS100 840/IP65

Data is subject to change without notice.