

32-58COB

LED SPOTLIGHT



Housing	Die-cast aluminum
Reflector	Deep drawn steel white painted
Diffuser	Glass lens
Light Source	COB LED
Benefits	<ul style="list-style-type: none"> - Breakthrough system cost - Good quality and light performance - Uniformity in lighting - No UV and thermal emissions



DESCRIPTION

A recessed mounted, cost-effective, integrated LED spotlight module with good quality of light that's easy to suit any application.

APPLICATION

Can be used in a wide range of applications from Residential to Commercial spaces.

SPECIFICATION

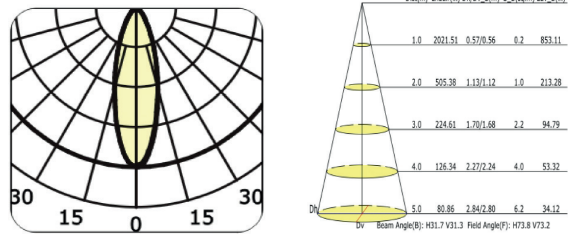
	32-58COB 9W
LED Chip	Samsung / Philips
LED Driver	Philips
Wattage	9W
Lumen@Source*	1170 lm
Beam Angle	24°
CCT**	3000K / 4000K / 6500K
CRI (Ra)	>80 and 3 SDCM
LED Life	50,000 hrs / L70
Working Ambient Temperature	50°C

*Luminous Flux tolerance ±5% / **CCT Tolerance ±5%

Data is subject to change without notice.



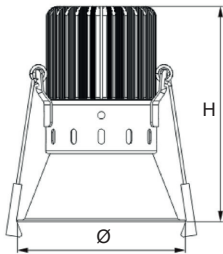
POLAR DIAGRAM



ADDITIONAL OPTIONS

- DALI Digital Dimming
- EL3 Emergency Kit - 3 hrs

SCHEMATIC



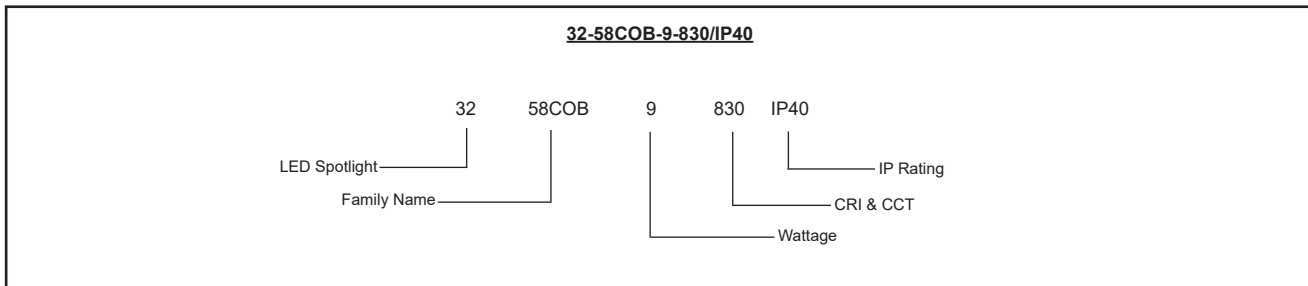
ORDERING CODE	Ø	H	cut-out Ø
32-58COB	81	102	70

Dimensions are in mm

ORDERING GUIDE

32-58COB-9-830	9W
32-58COB-9-840	9W
32-58COB-9-865	9W

ORDERING EXAMPLE



LED SPOTLIGHT 58COB-9-830/IP40

Data is subject to change without notice.