

LED RECESSED MODULAR



- Housing** CRCA steel sheet epoxy polyester powder coated in white color RAL9016
- Diffuser**
 - Clear acrylic + Prismatic opal (P)
 - Tempered glass + Prismatic opal (G)
- Light Source** Lite-Tech LED module powered by Samsung / Lumiled
- Benefits**
 - Easy to clean
 - Dust free luminaire
 - Reduce maintenance cost compare to fluorescent
 - Low operational cost
 - Comfortable light to the patients
 - Double square module available for better uniformity



DESCRIPTION

The MEDICA is the recessed LED linear module powered by Samsung or Lumiled. Suitable for metric lay-in ceiling, metal ceiling, and gypsum ceiling with an appropriate mounting system.

APPLICATION

Hospitals, health care, hygienic areas, sterile rooms, laboratories, food and chemical industries.

SPECIFICATION

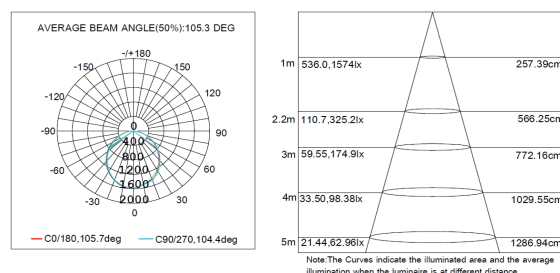
	30-MEDICA (P / G) - 40W	30-MEDICA (P / G) - 40W 4X1	30-MEDICA (P / G) - 75W 4X2
LED Chip	Samsung / Lumiled	Samsung / Lumiled	Samsung / Lumiled
LED Driver	Philips	Philips	Philips
Wattage	40W	40W	75W
Lumen@Source*	5200 lm	5200 lm	9750 lm
CCT**	3000K / 4000K / 6500K	3000K / 4000K / 6500K	3000K / 4000K / 6500K
CRI (Ra)	>80 and 3 SDCM	>80 and 3 SDCM	>80 and 3 SDCM
LED Life	50,000 hrs / L70	50,000 hrs / L70	50,000 hrs / L70
Working Ambient Temperature	50°C	50°C	50°C

*Luminous Flux tolerance ±5% / **CCT Tolerance ±5%

Data is subject to change without notice.



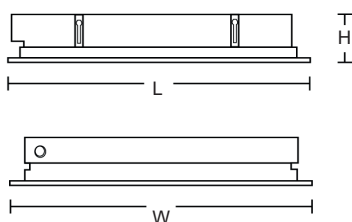
POLAR DIAGRAM



ADDITIONAL OPTIONS

- 1-10V Analog Dimming
- DALI Digital Dimming
- EL3 Emergency Kit - 3 hrs
- G Gypsum Ceiling
- M Metal Ceiling
- AB Anti-Bacterial Powder Coating

SCHEMATIC



ORDERING CODE	LAY-IN/GYPSUM CEILING			GYPSUM	METAL CEILING		
	L	W	H	CUT-OUT	L	W	H
30-MEDICA-(P / G)-40W	595	595	85	570X570	599	599	85
30-MEDICA-(P / G)-40W (4X1)	1195	295	85	1170X270	1199	299	85
30-MEDICA-(P / G)-75W (4X2)	1195	595	85	1170X570	1199	599	85

Dimensions are in mm



Mounting Bracket for Gypsum Ceiling

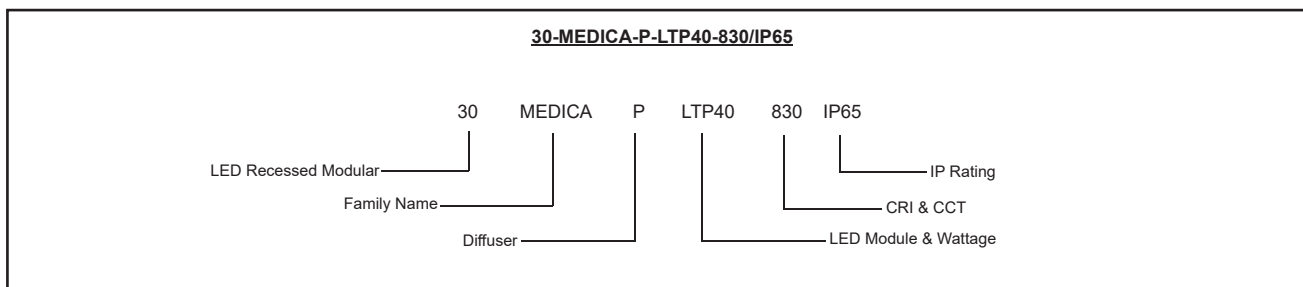


Mounting Bracket for Metal Ceiling

ORDERING GUIDE

30-MEDICA-P-aa*40	830	840	865	40W	aa	*
30-MEDICA-P-aa*40 (4X1)	830	840	865	40W	LT - Standard Module	S - SAMSUNG
30-MEDICA-P-aa*75 (4X2)	830	840	865	75W	DS - Double Square Module	P - LUMILED
30-MEDICA-G-aa*40	830	840	865	40W		
30-MEDICA-P-aa*40 (4X1)	830	840	865	40W		
30-MEDICA-P-aa*75 (4X2)	830	840	865	75W		

ORDERING EXAMPLE



LED RECESSED MODULAR MEDICA-P-LTP40-830/IP65