

32-64COB

LED DOWNLIGHT



Housing	Aluminum
Diffuser	Glass and PC lens
Reflector	Aluminum
Light Source	COB LED
Benefits	<ul style="list-style-type: none">- Low cost & energy saving- Uniformity in lighting- Easiest method of thermal management- tool-free installation and maintenance



DESCRIPTION

A recessed mounted, cost-effective, integrated LED DOWNLIGHT module with good quality of light that's easy to suit any application.

APPLICATION

Can be used in a wide range of applications from Residential to Commercial spaces.

SPECIFICATION

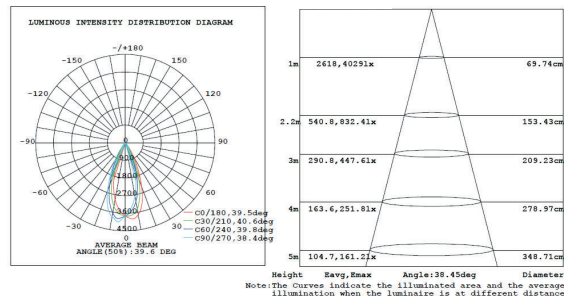
	32-64COB 18W	32-64COB 24W
LED Chip	Samsung / Philips	Samsung / Philips
LED Driver	Philips	Philips
Wattage	18W	24W
Lumen@Source*	2340 lm	3120 lm
Beam Angle	40°	40°
CCT**	3000K / 4000K / 6500K	3000K / 4000K / 6500K
CRI (Ra)	>80 and 3 SDCM	>80 and 3 SDCM
LED Life	50,000 hrs / L70	50,000 hrs / L70
Working Ambient Temperature	50°C	50°C

*Luminous Flux tolerance ±5% / **CCT Tolerance ±5%

Data is subject to change without notice.



POLAR DIAGRAM



ADDITIONAL OPTIONS

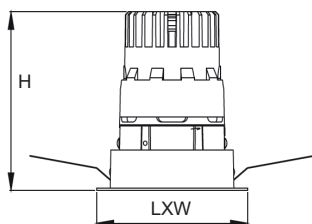
DALI

Digital Dimming

EL3

Emergency Kit - 3 hrs

SCHEMATIC



ORDERING CODE

L

W

H

cut-out LXW

32-64COB

145

145

145

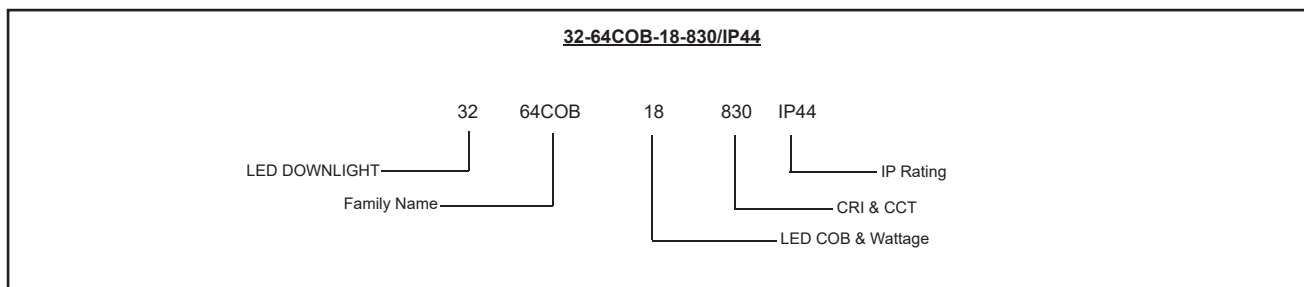
125X125

Dimensions are in mm

ORDERING GUIDE

32-64COB-18-830	18W	32-64COB-24-830	24W
32-64COB-18-840	18W	32-64COB-24-840	24W
32-64COB-18-865	18W	32-64COB-24-865	24W

ORDERING EXAMPLE



LED DOWNLIGHT 64COB-18-830/IP44