

# 32-BRIGHTSTONE 4

## LED DOWNLIGHT



400



440



415



**Housing** Cold forging heat sink in Gr1070 aluminum and die-cast aluminum trim

**Diffuser** High quality opal diffuser increases light transmission and eliminates pixelization

**Light Source** Lite-Tech LED module powered by Samsung / Lumiled

- Benefits**
- High brightness, very high lux values
  - Easy to install
  - Uniformity in lighting
  - Wide coverage area

### DESCRIPTION

LED recessed downlights for efficient lighting solutions with high luminous efficiency and lasts longer than their traditional counterparts. This is designed to add sleek and elegant appeal to indoor applications that offer high flexibility to direct soft and uniform lighting in diverse ways.

### APPLICATION

Commonly used in corridors, washrooms, living rooms, shopping stores and areas with low ceilings.

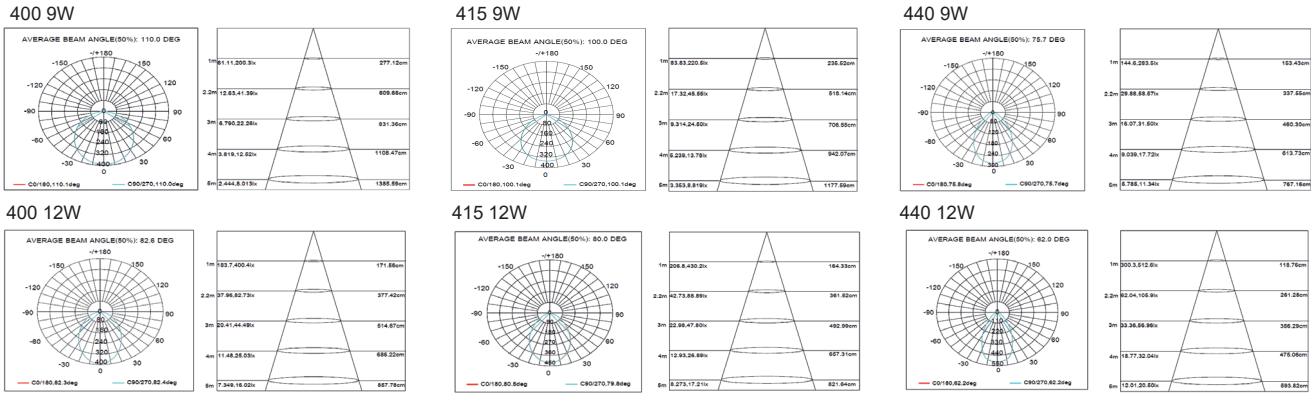
### SPECIFICATION

	32-BRIGHTSTONE 400		32-BRIGHTSTONE 415		32-BRIGHTSTONE 440	
	9W	12W	9W	12W	9W	12W
LED Chip	Samsung / Lumiled		Samsung / Lumiled		Samsung / Lumiled	
LED Driver	Philips		Philips		Philips	
Wattage	9W	12W	9W	12W	9W	12W
Lumen@Source*	1170 lm	1560 lm	1170 lm	1560 lm	1170 lm	1560 lm
Beam Angle	80°		80°		80°	
CCT**	3000K / 4000K / 6500K		3000K / 4000K / 6500K		3000K / 4000K / 6500K	
CRI (Ra)	>80 and 3 SDCM		>80 and 3 SDCM		>80 and 3 SDCM	
LED Life	50,000 hrs / L70		50,000 hrs / L70		50,000 hrs / L70	
Working Ambient Temperature	50°C		50°C		50°C	

\*Luminous Flux tolerance ±5% / \*\*CCT Tolerance ±5%

Data is subject to change without notice.

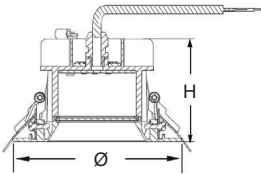
**POLAR DIAGRAM**



**ADDITIONAL OPTIONS**

- DALI Digital Dimming     EL3 Emergency Kit - 3 hrs    Trim Options:  Chrome  Black  Red  Brown

**SCHEMATIC**



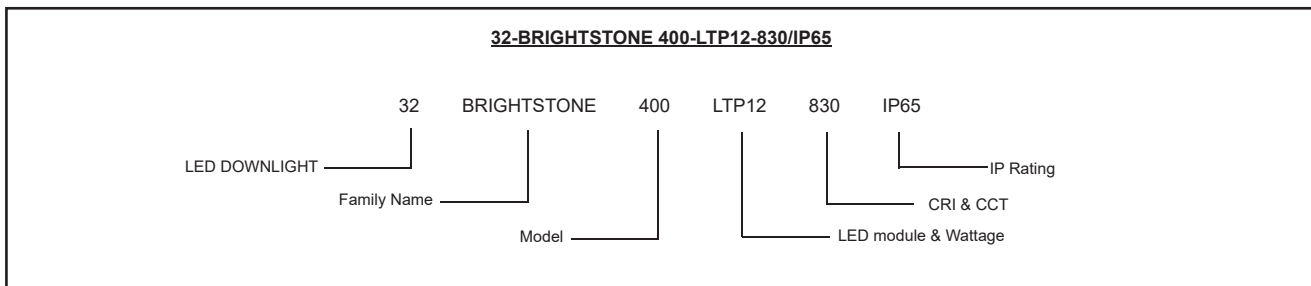
ORDERING CODE	Ø	H	cut-out Ø
32-BRIGHTSTONE 400	120	62	97
32-BRIGHTSTONE 415	120	75	97
32-BRIGHTSTONE 440	120	100	97

Dimensions are in mm

**ORDERING GUIDE**

32-BRIGHTSTONE 400-LT*9	830	840	865	9W	LT* LTS - SAMSUNG LTP - LUMILED
32-BRIGHTSTONE 400-LT*12	830	840	865	12W	
32-BRIGHTSTONE 415-LT*9	830	840	865	9W	
32-BRIGHTSTONE 415-LT*12	830	840	865	12W	
32-BRIGHTSTONE 440-LT*9	830	840	865	9W	
32-BRIGHTSTONE 440-LT*12	830	840	865	12W	

**ORDERING EXAMPLE**



LED DOWNLIGHT BRIGHTSTONE 400-LTP12-830/IP65