

32-STONECROP 2

LED DOWNLIGHT



Round (R)



Square (S)

Housing Die-cast aluminum as heat sink

Diffuser Polyesterene Opal

Light Source Lite-Tech LED module powered by Samsung / Lumiled

- Benefits**
- High brightness, very high lux values
 - Low cost
 - Energy saving
 - Uniformity in lighting
 - Easy to install
 - Available in round and square type



DESCRIPTION

LED recessed downlights for efficient lighting solutions with high luminous efficiency and lasts longer than their traditional counterparts. LED recessed downlights add sleek and elegant appeal to indoor design that offers high flexibility to direct soft and uniform lighting in diverse ways.

APPLICATION

Commonly used in corridors, washrooms, living rooms, shopping stores and areas with low ceilings.

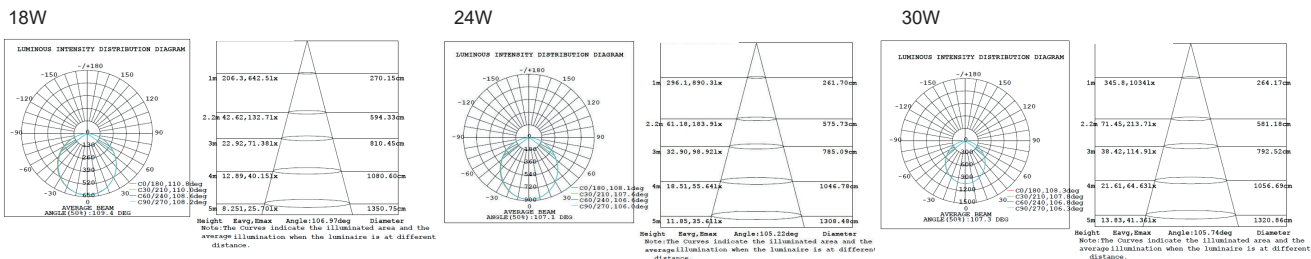
SPECIFICATION

	32-STONECROP 2 12W	32-STONECROP 2 18W	32-STONECROP 2 24W	32-STONECROP 2 30W
LED Chip	Samsung / Lumiled	Samsung / Lumiled	Samsung / Lumiled	Samsung / Lumiled
LED Driver	Philips	Philips	Philips	Philips
Wattage	12W	18W	24W	30W
Lumen@Source*	1560 lm	2340 lm	3120 lm	3900 lm
Beam Angle	105°	105°	110°	110°
CCT**	3000K / 4000K / 6500K	3000K / 4000K / 6500K	3000K / 4000K / 6500K	3000K / 4000K / 6500K
CRI (Ra)	>80 and 3 SDCM	>80 and 3 SDCM	>80 and 3 SDCM	>80 and 3 SDCM
LED Life	50,000 hrs / L70	50,000 hrs / L70	50,000 hrs / L70	50,000 hrs / L70
Working Ambient Temperature	50°C	50°C	50°C	50°C

*Luminous Flux tolerance ±5% / **CCT Tolerance ±5%

Data is subject to change without notice.

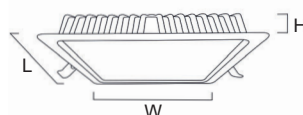
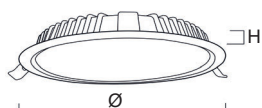
POLAR DIAGRAM



ADDITIONAL OPTIONS

- DALI** Digital Dimming
- EL3** Emergency Kit - 3 hrs

SCHEMATIC



ORDERING CODE	Ø	H	cut-out Ø
32-STONECROP 2-R-12	120	30	100
32-STONECROP 2-R-18	170	30	158
32-STONECROP 2-R-24	225	30	205
32-STONECROP 2-R-30	225	30	205

ORDERING CODE	L	W	H	cut-out LXW
32-STONECROP 2-S-12	120	120	30	100X100
32-STONECROP 2-S-18	170	170	30	158X158
32-STONECROP 2-S-24	225	225	30	205X205
32-STONECROP 2-S-30	225	225	30	205X205

Dimensions are in mm

ORDERING GUIDE

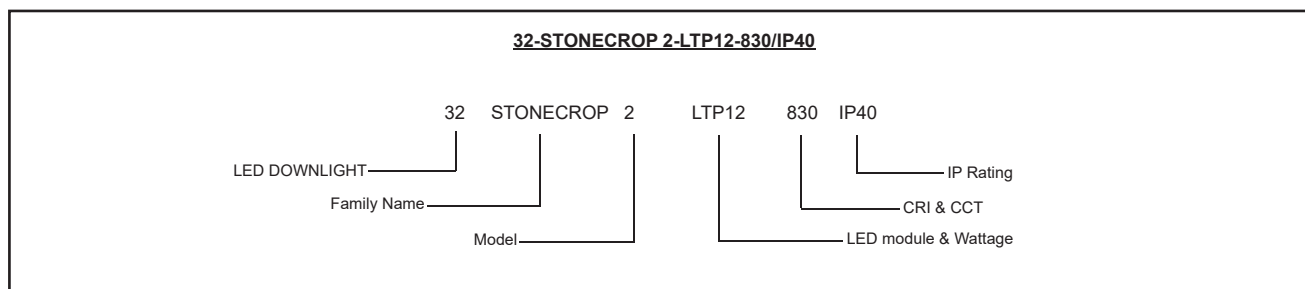
32-STONECROP 2-R-LT*12	830	840	865	12W	32-STONECROP 2-S-LT*12	830	840	865	12W
32-STONECROP 2-R-LT*18	830	840	865	18W	32-STONECROP 2-S-LT*18	830	840	865	18W
32-STONECROP 2-R-LT*24	830	840	865	24W	32-STONECROP 2-S-LT*24	830	840	865	24W
32-STONECROP 2-R-LT*30	830	840	865	30W	32-STONECROP 2-S-LT*30	830	840	865	30W

LT*

LTS - SAMSUNG

LTP - LUMILED

ORDERING EXAMPLE



LED DOWNLIGHT STONECROP 2-LTP12-830/IP40

Data is subject to change without notice.