

LED DOWNLIGHT



Housing	Die-cast aluminum
Reflector	Aluminum
Diffuser	PC lens
Light Source	COB LED
Benefits	<ul style="list-style-type: none"> - Breakthrough system cost - Good quality and light performance - Uniformity in lighting - Easy to install - Trimless



DESCRIPTION

A recessed mounted, cost-effective, integrated LED DOWNLIGHT module with good quality of light that's easy to suit any application.

APPLICATION

Can be used in a wide range of applications from Residential to Commercial spaces.

SPECIFICATION

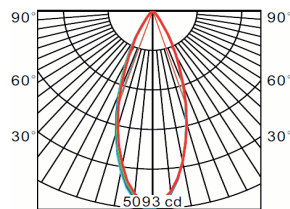
	32-TL18 10W	32-TL18 20W	32-TL18 30W
LED Chip	Samsung / Philips	Samsung / Philips	Samsung / Philips
LED Driver	Philips	Philips	Philips
Wattage	10W	20W	30W
Lumen@Source*	1300 lm	2600 lm	3900 lm
Beam Angle	36°	36°	36°
CCT**	3000K / 4000K / 6500K	3000K / 4000K / 6500K	3000K / 4000K / 6500K
CRI (Ra)	>80 and 3 SDCM	>80 and 3 SDCM	>80 and 3 SDCM
LED Life	50,000 hrs / L70	50,000 hrs / L70	50,000 hrs / L70
Working Ambient Temperature	50°C	50°C	50°C

*Luminous Flux tolerance ±5% / **CCT Tolerance ±5%

Data is subject to change without notice.



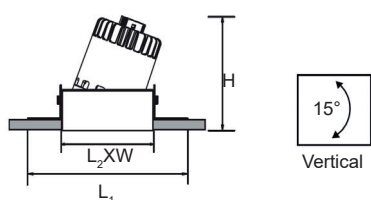
POLAR DIAGRAM



ADDITIONAL OPTIONS

- DALI Digital Dimming
- EL3 Emergency Kit - 3 hrs

SCHEMATIC



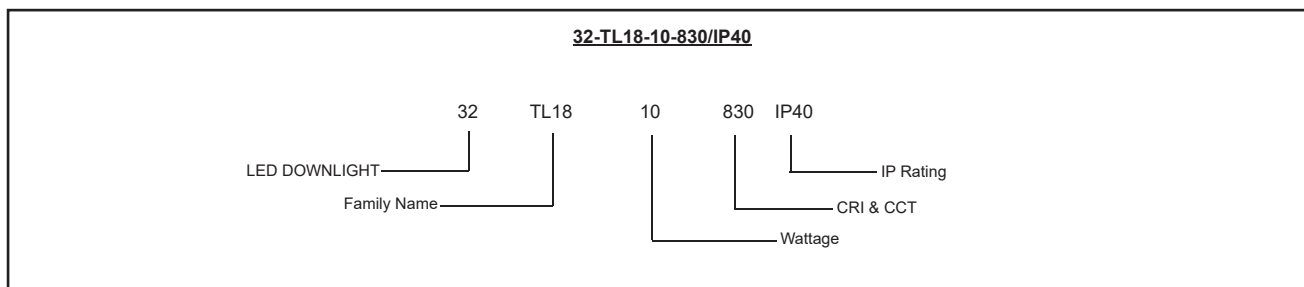
ORDERING CODE	L ₁	L ₂	W	H	cut-out LXW
32-TL18-10	133	71	71	103	72X72
32-TL18-20	162	100	100	119	102X102
32-TL18-30	162	100	100	130	102X102

Dimensions are in mm

ORDERING GUIDE

32-TL18-10-830	10W	32-TL18-20-830	20W	32-TL18-30-830	30W
32-TL18-10-840	10W	32-TL18-20-840	20W	32-TL18-30-840	30W
32-TL18-10-865	10W	32-TL18-20-865	20W	32-TL18-30-865	30W

ORDERING EXAMPLE



LED DOWNLIGHT TL18-10-830/IP40