

32-SMD110D

LED SPOTLIGHT



Housing	Die-cast aluminum
Diffuser	Polycarbonate
Reflector	Aluminum / White painted aluminum
Light Source	SMD LED
Benefits	<ul style="list-style-type: none">- High brightness- Uniformity in lighting- Low cost- Energy saving- Easy to install



DESCRIPTION

A recessed mounted, cost-effective, integrated LED spotlight module with good quality of light that's easy to suit any application.

APPLICATION

Can be used in a wide range of applications from Residential to Commercial spaces.

SPECIFICATION

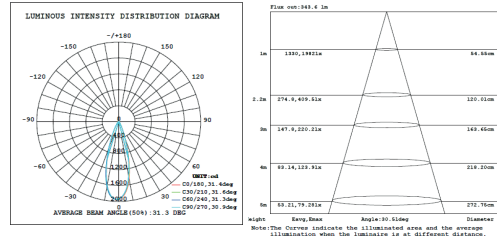
	32-SMD110D 12W
LED Chip	Lumiled
LED Driver	Philips
Wattage	12W
Lumen@Source*	1560 lm
Beam Angle	75°
CCT**	3000K / 4000K / 6500K
CRI (Ra)	>80 and 3 SDCM
LED Life	50,000 hrs / L70
Working Ambient Temperature	50°C

*Luminous Flux tolerance ±5% / **CCT Tolerance ±5%

Data is subject to change without notice.



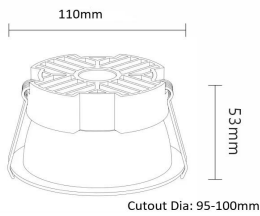
POLAR DIAGRAM



ADDITIONAL OPTIONS

- DALI Digital Dimming
- EL3 Emergency Kit - 3 hrs

SCHEMATIC



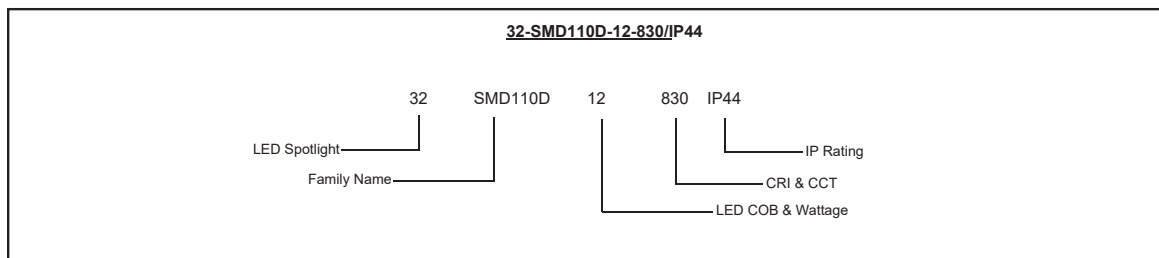
ORDERING CODE	Ø	H	cut-out Ø
32-SMD110D	110	53	95

Dimensions are in mm

ORDERING GUIDE

32-SMD110D-12-830	12W
32-SMD110D-12-840	12W
32-SMD110D-12-865	12W

ORDERING EXAMPLE



LED SPOTLIGHT SMD110D-12-830/IP44

Data is subject to change without notice.