LITE-TECH

THE ULTIMATE SOLUTION FOR ILLUMINATION

LED CATALOGUE 2026–2027



TABLE OF CONTENTS

- Company Introduction 3
- Certifications 4
- Project List 14
- Main Projects 25
- Product Overview 34
- Indoor Luminaires
  - LED Recessed 45
  - LED Surface 69
  - LED Aluminum Profile 93
  - LED Spot Light 107
  - LED Mini Spot Light 125
  - LED Down Light 141
  - LED Batten 203
  - LED Weather Proof 215
  - LED Highbay 231
  - LED Strip Light 241
  - LED Track Light 253
  - LED Magnetic Track System 261
  - LED Ceiling Light 271
- Outdoor Luminaires
  - LED Area Light 283
  - LED Bollard 301
  - LED Bulk Head 315
  - LED Flood Light 331
  - LED Spike Light 357
  - LED Inground 363
  - LED Step Light 401
  - LED Wall Light 405
  - LED Wall Washer 415
  - LED Road Light 425
  - LED Canopy 431
- Appendix
  - Basics of Lighting 436
  - Color Temperature 439
  - Color Rendering 440
  - Safety & Protection 443
  - Recommended Lux Levels 444

M AN AGEM ENT MESSAGE

Firstly we would like to thank our shareholders and partners (clients, consultants and suppliers) who supported us through the years of Lite Tech history,for our team for their commitment, dedication and enthusiasm to build a unique address brand "Lite Tech";your preferred partner for professional lighting.

Founded in 1990 by M/s. **MOUAYAD AL-HASSAN**, recieved Dubai Quality Award in 1997 then immediately became partner of **Dubai Investment PJSC group** and in 1999 became A **Philips Lighting** joint venture company in the Middle East., Head-quartered in Dubai, United Arab Emirates (UAE), Ras Al Khor 2nd In-dustrial area, operating out of facilities over 6,000 m², focused on quality of products and customer ser-vices; Lite Tech factory is equipped with modern machinery, production lines, in-house testing labora-tory and photometric laboratory, supported by a team of highly qualified, experienced and well trained experts, professionals and technicians. In 1996, Lite Tech obtained BS EN ISO 9001 total quality certificate.

Lite Tech is a leader in the production of energy efficient LED luminaires in accordance with local and inter-national standards, offering cost effective lighting solutions that meets clients lighting needs. Our team of experts and professionals continuously assess market needs, new developments in lighting technol-ogies, local and international standards, in order to develop new luminaires, and improve existing ones.

Lite Tech manufactures a wide range of indoor and outdoor LED luminaires with **PHILIPS** LED Driver and high performance LED chips from Japan / Korea, having guarantee of 5 years - 50,000 hrs according to our R&D department recommendations and customized lumi-naires with special requirements according to customer needs, using CAD programs for de-signing and developing high quality, safe, durable, easy to install and easy to maintain lumi-naires. All Lite Tech luminaires comply with international and national standards. Equipped with high grade components and state of the art light controllers, Lite Tech offers energy efficient lu-minaires providing outstanding lighting performance that gives more value to our clients.

In order to guarantee quality of our products, our quality control team executes in line quali-ty tests to all parts at all steps of manufacturing processes (cutting, punching, bending, rolling, chemical treatment, electrostatic powder coating, wiring, assembly, etc.). Samples of assem-bled luminaires are selected at random before final packing, and tested in our in-house labo-ratory; assuring our clients high quality, reliable and hassle free products. CB test certificates to IEC60598 have been issued by The Lighting Industry Association (LIA) Laboratory Limited, U.K.

Lite Tech provides free of charge support for your lighting projects; our trained design-ers and team of engineers shall assist with the most perfect designs and efficient solutions for your lighting projects; ensuring to meet the lighting needs and architectural requirements be-side cost saving. Today, with a network of sales operations in the region, Lite Tech proudly ex-ports to GCC, Middle East, Africa and Asia. Finally, with your partnership and support; Lite Tech is committed to continue to deliver products and services that exceeds your expectations.

Together we will continue the journey of success and achievements.



حكومة دبي
GOVERNMENT OF DUBAI

DUBAI
للاقتصاد والسياحة
Economy and Tourism

رخصة صناعية
Industrial License

License Details / تفاصيل الرخصة

License No.	300570	رقم الرخصة	
Company Name	LITE TECH INDUSTRIES L.L.C	اسم الشركة	لايتك للصناعة ش.ذ.م.م
Business Name	LITE TECH INDUSTRIES L.L.C	الاسم التجاري	لايتك للصناعة ش.ذ.م.م
License Category	Dep. of Economic Development	فئة الرخصة	دائرة التنمية الاقتصادية
Legal Type	Limited Liability Company(LLC)	الشكل القانوني	ذات مسئولية محدودة
Expiry Date	18/02/2026	تاريخ الإنتهاء	تاريخ الإصدار 19/02/1990 Issue Date
D&B D-U-N-S ® No	561276031	الرقم العالمي	رقم الرخصة الام 300570 Main License No.
Register No.	40505	رقم السجل التجاري	عضوية الغرفة 18510 DCCI No.

License Members / الاطراف

رقم الشخص/No.	الإسم / Name	الجنسية / Nationality	الصفة / Role	الحصص / Share
17895	مؤيد حسن ضياء MOUAYAD HASSAN DHIA	كندا / Canada	مدير / Manager	

License Activities / نشاط الرخصة التجارية

Power Distribution Panels Manufacturing	صناعة لوحات التوزيع الكهربائية
Power Control Switchgears Manufacturing	صناعة مفاتيح التشغيل والتحكم الكهربائية
Lamp Base & Accessories Manufacturing	صناعة قواعد المصابيح ولوازمها

Address / العنوان

Phone No	971-4-3331387	تليفون	صندوق بريد 60305 P.O. Box
Fax No	971-4-3331212	فاكس	رقم القطعة 613-1507 Parcel ID
Mobile No	971-50-6251919	هاتف متحرك	البريد الإلكتروني / Email james@litetechind.com

ورشة ملك مؤسسة دبي العقارية - راس الخورالصناعية الثانية

Remarks / الملاحظات

تم تغيير المدير بتاريخ 26/05/2014

تم تغير المدير بتاريخ 2018/07/11

Print Date 21/02/2025 11:35 تاريخ الطباعة — Receipt No. رقم الإيصال

الإمارات
THE EMIRATES

يمكنك الآن تجديد رخصتك التجارية من خلال الرسائل النصية القصيرة، أرسل رقم الرخصة إلى 6969 (دو/ اتصالات) للحصول على اذن الدفع.

Now you can renew your trade license by sending a text message (SMS). Send your trade license number to 6969 (Du/ Etisalat) to receive payment voucher.

Get FREE access to Zoho One for the first year
احصل على زوهو ون مجاناً للسنة الاولى
Zoho.com/det

وثيقة إلكترونية معتمدة وصادرة بدون توقيع من دائرة الاقتصاد والسياحة في دبي .لمراجعة صحة البيانات الواردة في الرخصة يرجي مسح رمز الاستجابة السريعة

This is a certified e-document issued without signature by the department of Economy and Tourism .Kindly scan the QR Code to verify the certificate

ملحق الشركاء
Partners

تفاصيل الرخصة / License Details

رقم الرخصة	300570	License No.	الرقم العالمي	561276031	D&B D-U-N-S ® No.

اصحاب الرخصة / License Partners

الإسم / Name	الجنسية / Nationality	مسلسل الشخص/ Sr. No.	الحصص / Share
مشاريع (ش. ذ. م. م)	United Arab Emirates / الامارات	114460	54.0000000%
PHILIPS LIGHTING HOLDING B V / فيليبس لايتنغ هولدينغ بي. في.	Netherlands / هولندا	130554	40.0000000%
Mouayad Hassan Dhia / مؤيد حسن ضياء	Canada / كندا	17895	6.0000000%

رقم الإيصال Receipt No. | تاريخ الطباعة 11:35 21/02/2025 Print Date

Get FREE access to Zoho One for the first year
احصل على زوهو ون مجاناً للسنة الاولى
Zoho.com/det

يمكنك الآن تجديد رخصتك التجارية من خلال الرسائل النصية القصيرة، أرسل رقم الرخصة إلى 6969 (دو/ اتصالات) للحصول على اذن الدفع.

Now you can renew your trade license by sending a text message (SMS). Send your trade license number to 6969 (Du/ Etisalat) to receive payment voucher.

الإمارات
THE EMIRATES

وثيقة إلكترونية معتمدة وصادرة بدون توقيع من دائرة الاقتصاد والسياحة في دبي .لمراجعة صحة البيانات الواردة في الرخصة يرجى مسح رمز الاستجابة السريعة
This is a certified e-document issued without signature by the department of Economy and Tourism .Kindly scan the QR Code to verify the certificate

حكومة دبي
GOVERNMENT OF DUBAI

DUBAI
للاقتصاد والسياحة
Economy and Tourism

شهادة شهر قيد شركة فى السجل التجارى
Commercial Register

تفاصيل القيد / Register Details

Main Lice. Nr	300570	رقم الرخصة الأم	Register No.	40505	رقم القيد
				لايتك للصناعة ش.ذ.م.م	الاسم التجاري
Business Name	LITE TECH INDUSTRIES L.L.C				
Legal Type	Limited Liability Company(LLC)			ذات مسئولية محدودة	الشكل القانوني
Expiry Date	18/02/2026	تاريخ الإنتهاء	Reg. Date	09/08/1992	تاريخ الإصدار
D&B D-U-N-S ® No.			561276031		الرقم العالمي

تفاصيل راس المال / Capital Details

Nominated		2,000,000.00	الإسمى
Paid		2,000,000	المدفوع
No. of Shares		0	عدد الأسهم
Currency	UAE Dirhams		العملة

عنوان الرخصة / License Address

ورشة ملك مؤسسة دبي العقارية - راس الخورالصناعية الثانية

عنوان السجل التجاري / Commerce Address

ورشة ملك سعيد ومحمد النابودة- راس الخور - ص ب/60305 - ت/3331387

أنشطة السجل / Register Activities

Lamp Base & Accessories Manufacturing	صناعة قواعد المصابيح ولوازمها
Power Control Switchgears Manufacturing	صناعة مفاتيح التشغيل والتحكم الكهربائية
Power Distribution Panels Manufacturing	صناعة لوحات التوزيع الكهربائية
Managing Office	مكتب ادارة

Print Date 21/02/2025 11:35 تاريخ الطباعة

Receipt No. رقم الإيصال

الإمارات
THE EMIRATES

يمكنك الآن تجديد رخصتك التجارية من خلال الرسائل النصية القصيرة، أرسل رقم الرخصة إلى 6969 (دو/ اتصالات) للحصول على اذن الدفع.

Now you can renew your trade license by sending a text message (SMS). Send your trade license number to 6969 (Du/ Etisalat) to receive payment voucher.

Get FREE access to Zoho One for the first year
احصل على زوهو ون مجاناً للسنة الاولى
Zoho.com/del

وثيقة إلكترونية معتمدة وصادرة بدون توقيع من دائرة الاقتصاد والسياحة في دبي .لمراجعة صحة البيانات الواردة في الرخصة يرجي مسح رمز الاستجابة السريعة

This is a certified e-document issued without signature by the department of Economy and Tourism .Kindly scan the QR Code to verify the certificate

شهادة تسجيل العضوية
Membership Certificate

License no.	300570	300570	رقم الرخصة
Membership no.	18510	18510	رقم العضوية
Registration no.	40505	40505	رقم السجل التجاري
Business Name	LITE TECH INDUSTRIES L.L.C	لايتك للصناعة ش.ذ.م.م	الاسم التجاري
Legal Status	Limited Liability Company(LLC)	ذات مسئولية محدودة	الشكل القانوني
Activity	Power Control Switchgears Manufacturing Power Distribution Panels Manufacturing Lamp Base & Accessories Manufacturing	صناعة مفاتيح التشغيل والتحكم الكهربائية صناعة لوحات التوزيع الكهربائية صناعة قواعد المصابيح ولوازمها	نوع النشاط
Member Since	19/02/1990	19/02/1990	تاريخ الإنتساب
Date of Issue	19/02/1990	19/02/1990	تاريخ الإصدار
Expiry Date	18/02/2026	18/02/2026	تاريخ الإنتهاء

Remarks

This certificate shall be invalid incase of any alteration without chamber's authorization

For online verification of this Certificate, please visit our website http://www.dubaichamber.ae/verify

الملاحظات

تعتبر هذه الشهادة لاغية في حال أي كشط أو تعديل عليها دون اعتماد ذلك من الغرفة

للتأكد من صحة بيانات الشهادة يرجى الرجوع إلى موقع الغرفة http://www.dubaichamber.ae/verify

غرفة تجارة وصناعة دبي
Dubai Chamber of Commerce & Industry

P.O. Box 1457 - Dubai, U.A.E. | Tel (Within UAE) 800 CHAMBER (800 2426237) | Tel (Outside UAE) (+971) 4 2280000 هاتف
Fax (+971) 4 2211646 فاكس | customercare@dubaichamber.ae | www.dubaichamber.ae


LITE-TECH




GO-2000











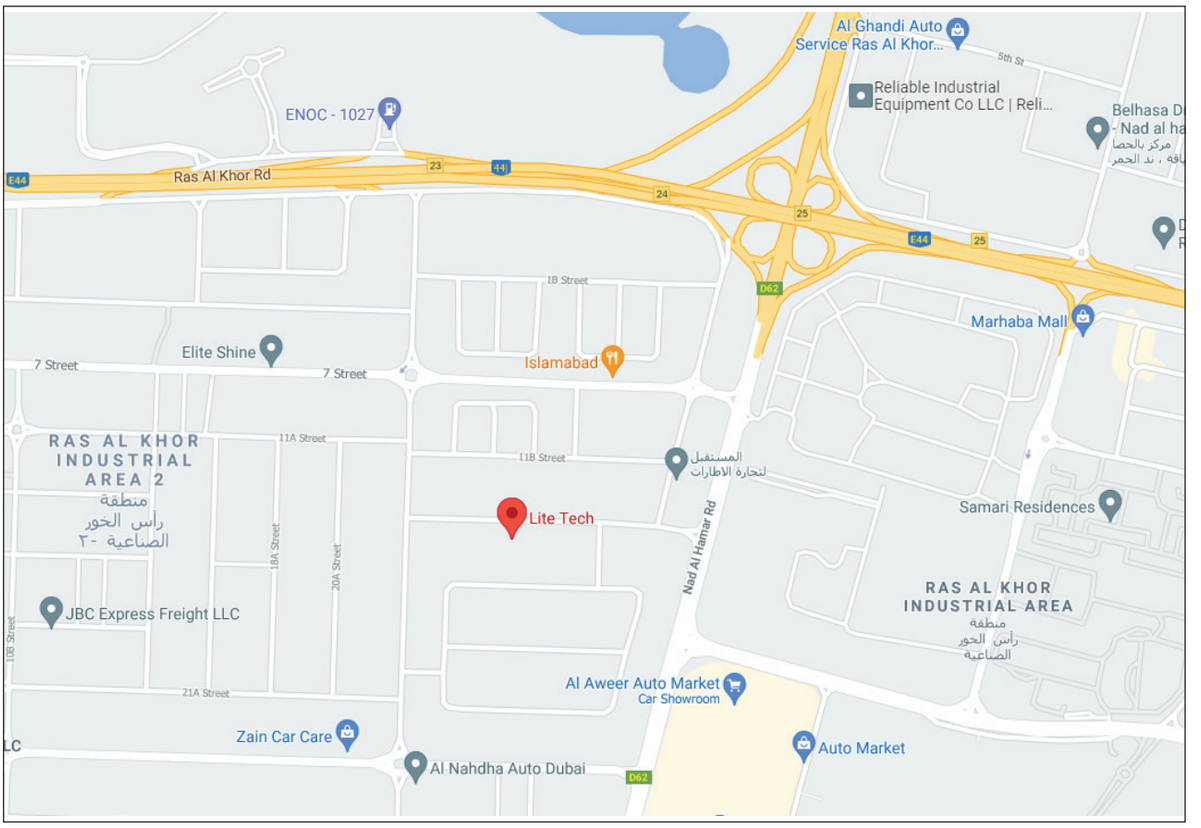

35135 85734

makani

Google Maps

VERITAS

CERTIFICATE

OF REGISTRATION

This is to certify that the Management System of

Lite Tech Industries LLC

Building No. 36, Street No. 13B, Al Aweer, Ras Al Khor Industrial Area 2, Dubai, United Arab Emirates.

has been assessed and registered by Veritas System Quality Certificates as conforming to the requirements of

ISO 9001:2015

Quality Management System

The Quality Management System is applicable to:

Manufacture of Light Fixtures and Sales of Light Fixtures, Associated Spares & Accessories

IAF/EA-NACE Code: 17-25.11

Certificate No : VSQC-6425534

Initial Certificate Date : 14-08-2025 | Certificate expiry date : 13-08-2028

1st Surveillance due before : 13-08-2026 | 2nd Surveillance due before : 13-08-2027

This certificate is validated through successfully completion of the annual surveillance audit.

Authorised Signatory

Veritas System Quality Certificates Issuing LLC

P.O. Box: 122982, Al Karama, Dubai, United Arab Emirates.

CB-MS-6432

Registered Accreditation Office:

Accredited by
United Accreditation Foundation [UAF]
1060 Laskin Road, STE 12B/13B, Virginia Beach, VA 23451, United States of America.

FSC FSC® C118414

Issue No.: 01

This certificate remains valid while the holder maintains the management system in accordance with the standard(s) above, which will be periodically audited by Veritas System Quality Certificates Issuing LLC.

This certificate remains the property of Veritas System Quality Certificates Issuing LLC and must be returned on request. In the issuance of this certificate, Veritas System Quality Certificates Issuing LLC no liability to any party other than to the client, and then only in accordance with the agreed upon certification agreement. Validity of this certificate may be confirmed at www.veritasassurance.com, directly through QR code by using any device with correct information or email to admin@veritasassurance.com.

www.veritasassurance.com



Government of Dubai
Department of Civil Aviation

حكومة دبي
دائرة الطيران المدني

Certificate of Appreciation
awarded to

شهادة تقدير
مقدمة إلى

LITE-TECH INDUSTRIES L.L.C.

in recognition of an invaluable contribution to the success
of IDEX'2000 International Aerospace Exhibition
held in Dubai between 14-18 November 1999.

تقديرا للمساهمة القيمة لانجاح معرض
دبي ٢٠٠٠ للمعدات الدولي والذي اقيم في دبي
ما بين ١٤ - ١٨ نوفمبر ١٩٩٩م

Ahmed Bin Saeed Al-Maktoum
President - Department of Civil Aviation

احمد بن سعيد آل مكتوم
رئيس دائرة الطيران المدني



GRAND HYATT DUBAI

Certificate of Appreciation

Given to

Lite-Tech

for contributing to the successful opening of
Grand Hyatt Dubai.
March 2003

Peter Fulton
GENERAL MANAGER

GRAND HYATT

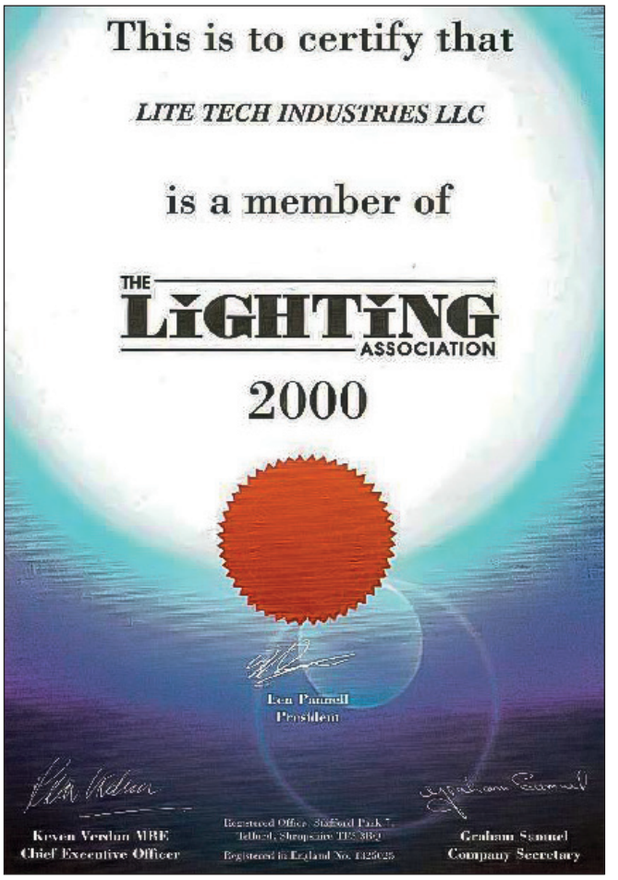
This is to certify that
LITE TECH INDUSTRIES LLC
is a member of
THE LIGHTING ASSOCIATION
2000
Ian Pannell
President
Kevan Verdun MBE
Chief Executive Officer
Registered Office: Stafford Park 7,
Telford, Shropshire TF3 3BQ
Registered in England No. 1425025
Graham Samuel
Company Secretary


DUBAI MUNICIPALITY
812/02/02/1/10424
بلدية دبي
التاريخ : ٢٠٠٦/٤/٢٣
السادة / لايتك للصناعات
لعناية السيد / مدير عام الشركة
المحترمين
المحترم
تحية طيبة وبعد.....
الموضوع: نتائج تقييم أداء الموردين
ضمن سعينا إلى تطوير أداء الموردين والتواصل معهم لتقديم خدمات مشتركة ذات جودة وفاعليه عالية.
فقد قامت بلدية دبي بعمل دراسة أداء تقييم الموردين المسجلين على أساس مدى استجابتكم لعروض الأسعار والالتزام بالتوريد في المدة المحددة وبالكميات المتفق عليه.
يسعدنا إخطاركم بأن شركتكم مصنفه ضمن فئة (A) ، آملين أن تتعاون معا في الحفاظ على المستوى المحقق وعلى تطوير العلاقة بما يخدم الطرفين.
وتفضلوا بقبول فائق الاحترام والتقدير
إسماعيل كاظم
رئيس قسم المشتريات / بالإنابة
ملاحظة : في حالة وجود أي استفسار يرجى الاتصال بقسم المشتريات هاتف : ٢٠٦٣٠٣٣ / ٢٠٦٣٠٩٩
Email : info@dm.gov.ae • Web site : http://www.dm.gov.ae
P.O. BOX: 67 DUBAI - U.A.E., TEL: 00971-4-2215555, FAX: 00971-4-2246366, CABLE: BALADIYA - TELEX: 45689 BALDYA -EM.


Kingdom of Saudi Arabia
Ministry of Health
General Directorate for Project
Supervision on Execution Department
المملكة العربية السعودية
وزارة الصحة
المشروعات :
١٤هـ
المحترمين
السادة / شركة الإتحاد المتكاملة للتجارة ذ.م.م .
السلام عليكم و رحمة الله و بركاته
إشارة إلى خطابكم رقم (بدون) بتاريخ ١٤٣٤/١١/٢٣هـ بخصوص طلبكم تأهيل مواد الانارة الداخلية والخارجية لمنتجات مصنع لايتك المقدمة منكم لإستخدامها في مشاريع الوزارة ، وحيث أنه تمت دراسة الملف الخاص بكم ووجدت عليه بعض الملاحظات والتي قمتم باستكمالها بتاريخ ١٤٣٥/٠٣/٢١هـ وتم إرفاق جميع المستندات الناقصة من ضمان توفير قطع الغيار والوكالة وخطاب الالتزام بالجودة النوعية.
نفيدكم بأنه يمكنكم تقديم منتجاتكم المذكورة أعلاه لمشاريع الوزارة بشرط أن تكون مطابقة للمواصفات الخاصة لكل مشروع.
مع أطيب تحياتي وتقديري ،،،
مدير إدارة الإشراف على التنفيذ
١٤٣٥/٦/١٧هـ
المهندس/عبدالمنعم بن محمد المحسن
Riyadh (11176) Tel. (4033992) Fax (4040797)
الرمز البريدي (١١١٧٦) هاتف (٤٠٣٣٩٩٢) فاكس (٤٠٤٠٧٩٧)

ADCE
أبوظبي التجاري للخدمات الهندسية
Abu Dhabi Commercial Engineering Services

REGISTRATION CERTIFICATE

Issue Date: 25 October 2015

We ADCE hereby register the Supplier: **LITETECH INDUSTRIES LLC**

ADCE Registration Number: ***SP-0178***

With the following Materials: **Light Fittings & Lamps**

Note:

1) It is the role of the Consultant to select materials from the registered list.

2) The specifications of the selected materials are the sole responsibility of the Consultant.

3) Nothing in this Registration Certificate absolves the Supplier or the Consultant from any liability towards any party. ADCE does not make any warranty or representation as to the quality, fitness for purpose, or suitability of the Materials and shall not be liable to any party for any loss including but not limited to the financial condition of the Supplier, the performance and observance by the Supplier or the Consultant of any contract or arrangement, or the accuracy of any statements made by the Supplier or the Consultant. Any representations or warranties implied by law are excluded. The issuing of this certificate does not confer any authority upon the Supplier or the Consultant.

4) This certificate is valid for one year from issue date.

ADCE

Projects Review Manager
ADCE

DUBAI QUALITY APPRECIATION PROGRAM

برنامج دبي الجودة

Certificate of Recognition شهادة تقدير

FOR EFFORTS IN QUALITY ATTAINMENT
THIS CERTIFICATE IS HEREBY CONFERRED UPON

لسعيهم نحو تطبيق مفاهيم الجودة
تقرر منح هذه الشهادة إلى

Lite-Tech Industries L.L.C. لايتيك للصناعة ذ.م.م

Manufacturing Sector '97 القطاع الصناعي ٩٧

٢٣ ديسمبر ١٩٩٧
23rd Dec, 1997

His Highness Sheikh Mohammed Bin Rashid Al Maktoum
Vice President and Prime Minister of the U.A.E. and
Ruler of Dubai, Defence Minister of the U.A.E. and
Chairman The Department of Economic Development

UAE - DUBAI

- NAD AL SHEBA GARDENS MALL
- CAPE HAYAT RAK
- NMC Hospital DIP
- FAÇADE LIGHTING 3B+G+12 - BUILDING 005 E540 AZURE
- BEACH OASIS Residential Building (2B+G+09F) on Plot
- Beachfront 01 - 2B + G + 20 - 3 TOWERS
- Peninsula @ BUSINESS BAY 5 TOWERS
- 3B + G + 64F Wasl Tower Sheikh Zayed Road
- Sobha Riversde Cresent 4B + G
- Sobha One 5 TOWERS
- 2B+LG+G+14 - SUPPLY OF LIGHTS AND MOTION SENSORS - MARINA RESIDENCE PALM JIMEIRAH -6 BUILDINGS
- Emirates Flight Training Center
- Gems School Warqa
- Dewa Substation Al Qudra
- 450 VILLAS @ AL QUA
- FAÇADE LIGHTING - AZURE
- Du Data Center
- Alo Yoga Retail Outlets
- Grain Warehouse Dubai Maritime City
- Emirates Printing Press Offices
- Spinneys Retail Outlets
- Majid Al Futtaim Offices
- Hatta Park
- Hatta School
- Mirodec Facility Technopark
- Raising Cane Pole
- Jet Flight Services
- Rubber Factory DIC
- Spinneys Maintenance
- Modoon Town Houses
- TAWELA Power Plant
- Verterniary Complex
- Hiba Pharmacy
- Shein Warehouse
- Safadi Kitchens
- Dubai South Multiuser Warehouses
- Cube Residences JVT

UAE - DUBAI

- Mohammed Bin Rashid Al Maktoum City District One phase 3A -15 Buildings
- DIP1 & 2 LED Street lights, Dubai
- Royal Hospital Extension, DIP-1, Dubai
- Market Mall renovation, Green Community, DIP, Dubai
- EXPO 2020 Cas Augusta Pavillion
- EXPO 2020 Operations Pavillion, Opportunity Pavillion
- Mudon Phase 3- Neighbourhood I -On Plot (6761061) at Dubai Land
- Mudon Phase 3- Arabella-1
- Staff Village Buildings @ DACC (L-23 to L29)
- Dubai Wharf at Cultural Village Mall
- Motor City Green Community Phase I, Expansion Phase II & III on Plot 674-2009 & 674-2008 (Project # 283)
- J3/15 - Three Star Hotel Building (IMPZ1 & IMPZ 2)
- Dubai Wharf at Cultural Village External & Internal Lighting -Tower 4
- J-147 Commercial & Residential Building Plot No.373-9368 Al Barsha-1
- Green Community West Extension Phase-3 On Plot 598-1010 and 598-1282, DIP
- Sports Hall & Service Facilities in Wadi Al Shabak
- B+G+7 Storey Residential Building on Plot 231-169 Al Nahda First
- (3B+G+3P+28+R) Exchange Tower Office Building on Plot No. BB.A02.004 at Business Bay
- 12 Residential Towers (Site D8-D-28) at Wadi Al Safa-3, Dubai Land
- B2B Office Tower, on Plot No. BB.B01.045 Business Bay
- Pharmalink Warehouse
- Dragon Mart Multi-Storey Carpark
- Dragon Mart Hotel
- Dragon Mart Expansion - Dragon Mart II
- Carrefour Hypermarket-Burjuman
- Bay Square at Business Bay - Plot No. BB.B01.001
- J-137 Indian Consulate
- Dubai International Airport (Terminal 3)
- Dubai Investment Head Quarter Bldg.
- Sun & Sand Commercial Tower @ Silicon Oasis
- Pfizer Office Fit out @ Media City
- Elasogran Kanoo Polyurehane Systems Factory @ Dubai Industrial City-3
- Underground Car Park – EMAAR
- Remraam Housing Community @ Dubai Land
- Emirates Towers
- Sky Walk Towers
- Courtyard Marriot (Hotel & Serviced Apartments) DIP

UAE - DUBAI

- Dubai Investments Park, Staff Accomodation (23 Buildings)
- Dafza-P17 Light Industrial Units
- Dubai Media City – Phase 1,2, & 3
- Dubai Internet City – Phase 1 & 2
- Grand Hyatt Hotel
- Lulu Hypermarket, Karama
- Dr. Moopen's Hospital – Al Safa
- Jumeirah Beach Residence (801 & 803)
- Green Community – North Apartments
- Al Marsa Tower
- Jebel Ali Gardens – Residential
- American University
- Dubai Air Show
- Dubai Investment, Residential & Office Complex –Al Ghusais
- Uptown – Mirdif Hills
- 160 Villas for Dubai Internet City
- City Bank Head Quarters
- MOE
- Burj Khalifa
- 2B+G+2M+IF+RF at Al Qouz
- DIP Shopping Mall
- Arab National Bank Head Office Tower
- Sahab Bus Station

UAE - ABU DHABI

- Women & Children's Hospital Extension - Al Noor Hospital, Airport Road
- Mubadala Headquarters Bldg. - Al Mamoura & IPIC
- KIZAD Logistics park – Phase 3
- Lycee Theodore Monod
- Waste Heat Recovery Project - ADNOC - Ruwais
- UAE Armed Forces - Construction of Combat Outposts and Building at Dhafra Air Base
- PGC- Master Training Facilities Program-Construction of 100M
- PGC-1474- Al Mushrif
- PGC 14/666 - Sas Al Nakheel
- Saraya Tower
- Maryland Mall

UAE - ABU DHABI

- Officer's & OR's Accommodation -Mahawi 95
- Silaa Hospital
- Mega Distribution Center & Frozen Bakery
- Lulu Hypermarket @ Capital Mall
- CGEC
- 271 Villas at Warqa
- Etihad Towers
- I.C.H.Q. Building – Al Bahr Tower
- ADNOC Headquarters
- Capital Plaza
- National Bank of Abu Dhabi, Head Quarters
- Emal Al Taweilah – 172
- Weatherford Factory
- CJ-15A-Residential Villa
- 50 Beds Developed Clinics Liwa
- Marine Dredging Company Base
- Lulu Hypermarket Mazyed Mall, Mussafah
- Lulu Hypermarket at Capital Mall
- Al Sila Hospital
- Al Bahr Tower
- Emirates School

UAE - AL AIN

- Emirati Housing Development @ Jebel Hafeet Emirati Housing Development @ Jebel Hafeet
- Al Ain Police Administration Building
- S-200 Residential Villas
- Lulu Hypermarket, Al Foah

UAE - RAS AL KHAIMA

- Saqr Port
- Lulu Hypermarket



UAE - AJMAN

- Mohamed Bin Zayed University for Humanities
- 550-Ajman Educational Zone Building & Student TC
- Teachers Training Institute
- The Fairmont @ Plot 41



UAE - SHARJAH

- Petrofac Office Building – II
- Sharjah University
- Factory Building – IFFCO @ Khalid Port
- Lulu Hypermarket, Al Nahda



UAE - UMAL QUWAIN

- STS Um Al Quwain



UAE - FUJAIRAH

- Al Taif Mall
- Double Tree Hilton Hotel



KSA - RIYADH

- King Abdullah Hospital -Beisha
- Noon warehouse
- The Infrastructure of King Abdullah Bisha Hospital
- Al Rimal Gated Community
- Dr. Sulaiman Al Habib Suwaidi Hospital
- Zujaj Glass Factory
- MOE
- SHAFIA International School
- Princess Noura University – Package 2 & 3

KSA - RIYADH

- AEC Simulator Facility – KKIA Alshaya International Trading Co.
- Lulu Hypermarket
- Park Inn Hotel
- Security Forces Hospital Renovation
- Prince Saudi Bin Naif - Majlis
- King Saud University Stadium Al Imam University
- King Abdullah Park Almalaz
- Labour Village Project King Abdullah Economic City
- Al Shaya International Trading Co.
- Al Tameer Residential Compound Palace
- Mohd Ibn Al Wahab
- Al Imam University – Faculty of Science
- Saudi Fund for Development Building
- Saudi Arabian National Guard
- Le Meridiya Hotel

KSA - JEDDAH

- Al Madinah Al Munawarah Road
- General Authority of Civil Aviation (GACA)
- Safia International School
- Obstetrics, Gynecology and Pediatric Hospital -400 & 500 Bed
- Adhum Hospital
- C-4540 Al Bakri Head Office
- Islamic Port
- KAA University
- Taibah University
- SCC Head Office
- Holiday Inn Hotel
- Presidency of Meteorology and Environment (PME) Tower
- International Hospitals Construction Company (IHCC) Offices
- NCB Stock

KSA - ABHUR

- I.F.S.T.
- Al Marai Depot 2 & Cold Store



KSA - DHARHAN

- Aramco, Office, East Admin bldg.



KSA - AL JOUF

- Pharmacy College Building (A11-2)- Al Jouf University
- Management College - Al Jouf
- Dean Building Al Jouf University
- Iveco Showroom
- Royal Palace



KSA - MADINA

- Crown Plaza Hotel



KSA - AL QASSIM

- Sulaiman Al Rajhi College- Al Qassim
- Al Qassim Villa (MOI)



KSA - AL KHUBAR

- BAYTUR - J.O.D.P



KSA - ARAR

- ARAR Airport Project



KSA - DAMMAM

- LuLu Hypermarket
- Al Ymama PNU



KSA - MAKKAH

- M-5580 Al Khayat Project
- Ministry of Hajj
- Rabigh Factory & Offices - EMAR
- Jabal Omar
- Al Haram



KSA - TABUK

- MOHE University Hospital



OMAN

- Yanqul Hospital
- Ibra Hospital
- Canteen @ LNG, Sur
- AUM & ACM Educational
- Carrefour - Nizwa
- Duqm Port - Duqm
- Carriefour - Salalah
- Oman Medical College - Muscat
- Calidonian College of Engineering - Muscat
- Majan College – Muscat
- Lulu Hypermarket, Darsait – Ghubra
- Hotel – Development at Azaibah



KUWAIT

- Kuwait International Bank (KIB)
- Industrial Bank of Kuwait (IBK)
- Kuwait University
- KIPIC - Al Zour REfinery Project
- GEMCO CO.
- IDH Hospital
- Wafra Block 4 Housing
- Sabiya CCGT-1 Power Station
- Fahaheel Al Wataniah India Private School, Kuwait
- LEXUS Showroom
- Darwaza Mall
- Ministry of Social Security Building
- Asnan Tower
- City Centre
- MPW Schools
- Lulu Hypermarket
- American University School
- Public Authority for Minor Affairs (Fahad Al Ahmad Branch)



BAHRAIN

- Long Stay Care Centre
- King Hamad University Hospital
- Schlumberger Oil Field Services
- University Medical Centre
- Lulu Hypermarket
- Majaal Phase
- Warehousing Development at BIW Phase III



JORDAN

- Airfield Expansion Project, Ghabawi Amman, Jordan
- Al-Ameed Factory
- USAID Rehabilitation Program
- Carrefour - Irbid
- Aramex Office Building – Amman
- Clearance Building Aqaba
- Mafraq Hospital - Amman



QATAR

- Al-Ameed Factory
- USAID Rehabilitation Program
- Al Rayyan Stadium and Precinct Acco.
- Ministry Of Interior -Expansion of Egineering and Maintenance of Al Rayyan Building
- Proposed Procurement Directorate Building-Sailiyah Camp
- Development of Al Ruwais Port (Package 1,2,&3)
- Lulu Hypermarket, D-Ring Road Branch, Doha
- Lulu Project at Barwa City
- Al Khaleej Bank
- Industrial Development Bank
- Panasonic Showroom & Residential Building –Doha
- Staff Accomodation for Coca cola – Doha
- Doha Airport Expansion
- Lighting for Doha Airport Hanger
- Qatar Airways Warehouse
- Ras Gas Housing Project
- Aspire Zone – Six Squash Courts
- United Cars – Al mana Extension
- Barzan and Sumaisma Cultural
- Lulu Hyper Market – Doha
- QP Warehouse Refurnishment – Ras Laffan
- Doha Racing Club

QATAR

- Renovation of Old Prison – Ministry of Interior
- 14 Ashghal Schools Refurbishments
- Development of Doha Municipality Building @ Industrial Area
- Qatar Armed Forces
- QTEL building @ Lusail
- Lulu Hypermarket – Al Gharafa
- Rayyan Mall
- Barwa City Phase 1
- 92 Villas for Ramco
- Al Attiya Warehouse Type A & type B Industrial Area
- Qatar German Switchgear Factory @ Industrial Area
- International Cable Management Systems @ Mesaieed
- Queens Dental Clinic
- Qatar Media Corporation
- Gulf Medium Industrial (GMI)

OTHER COUNTRIES

- Lulu Hypermarket - Kochi, India
- Hayan Petroleum Company – Jihar Development, Damascus – Syria
- Angola Cement Factory – Angola



NAD AL SHEBA GARDENS MALL
DUBAI



CAPE HAYAT - 4 TOWERS BY
RAK PROPERTIES



SUSTAINABLE CITY 1200 VILLAS
YAS ISLAND ABUDHABI



BEACH OASIS Residential Building
(2B+G+09F) on Plot#6by AZIZI, DUBAI



Sobha One 5 TOWERS, 2X30. 42, 48,
60FLOORS , DUBAI



BURJEEL HOSPITAL
RAK



N MC HOSPITAL
DUBAI INVESTMENT PARK



ETLALA MOSQUE
SAUDI ARABIA



SPINNEYS
DUBAI



SHEIN WAREHOUSE
DUBAI



MULTIUSER WAREHOUSE
DUBAI



ADNOC
ABUDHABI



VERDE BY SOBHA - JLT, DUBAI



AZIZI Beachfront 01 - 2B + G + 20 - 3 TOWERS Residential Building, Dubai



DUBAI INVESTMENTS PARK
DUBAI



AL TAIF MALL
FUJAIRAH



NMC HOSPITAL
DUBAI



MBR PHASE 3
DUBAI



DOUBLE TREE BY HILTON - FUJAIRAH

MAIN PROJECTS



2B+LG+G+14 MARINA RESIDENCE
PALM JUMEIRAH - 6 BUILDINGS



AJMAN EDUCATIONAL
ZONE BUILDING - UAE



MUDON PHASE 3
UAE



MEDICLINIC HOSPITAL
NEW EXTENSION - UAE



EMIRATES TOWERS
UAE



DUBAI INVESTMENTS HQ
UAE



PETROFAC TOWER
UAE



JUMEIRAH BEACH
RESIDENCE - UAE



MOTOR CITY
UAE



SUNTECH TOWER
UAE



DUBAI AIRPORT
TERMINAL 3 - UAE



REMRAAM HOUSING
UAE



GRAND HYATT
UAE



MARRIOTT COURTYARD
UAE



LULU HYPERMARKET
UAE



CARREFOUR
UAE



INFECTIOUS DISEASE
HOSPITAL - KUWAIT



400 BEDS HOSPITAL
JEDDAH, KSA



DR. SULAIMAN AL HABIB
HOSPITAL - KSA



AL RIMAL GATED
COMMUNITY - KSA



DUQM PORT
OMAN



DOHA RACING CLUB
QATAR



FUJAIRAH BUSINESS CENTRE - UAE



MUSCAT PHARMACY - OMAN

LED INDOOR

LED RECESSED (30)


SNOWPLAN
page 38


SNOWPRO
page 40


LUXLITE
page 42


LUKAS
page 44


LUKAS LILI
page 46


SIMOLED L
page 48


SIMOLED L
page 48


MEDICA
page 50


MEDICA ECO
page 52


ECLIPSE
page 54


GALINA (L)
page 56


GALINA (D)
page 56


ARCHLED S
page 58


ARCHLED SLIM
page 60

LED SURFACE (31)


SNOWPLAN
page 64


SNOWRO
page 66


LUKAS
page 68


LUKAS LILI
page 70


MEDICA
page 72


GALINA (L)
page 74


GALINA (D)
page 74


LEXLED
page 76


LEXLED M
page 78


ARCHLED DUO
page 80


ARCHLED S
page 82


MIROLED 4040
page 84

ALUMINUM PROFILE (30 / 31)


ARCHLED 9035
page 88


ARCHLED 6232
page 90


ARCHLED 7575
page 92


ARCHLED 5075
page 94


ARCHLED 10075
page 96


ARCHLED D60
page 96

L E D I N D O O R

L E D S P O T L I G H T (3 2)


27COB R
page 102


27COB S
page 102


54COB
page 104


55COB
page 106


70COB
page 108


TL36
page 110


TL93
page 114


22GRILL-02
page 116


22GRILL-04
page 116


22GRILL-10
page 116


22GRILL-20
page 116

L E D M I N I S P O T L I G H T (3 2)


MINICOB D20
page 120


MINICOB D30
page 122


MINICOB D38A
page 124


MINICOB D38B
page 126


MINICOB D55
page 128


MINICOB D58A
page 130


MINICOB D58B
page 132

L E D D O W N L I G H T (3 2)


STONECROP 2 R
page 136


STONECROP 2 S
page 136


STONECROP 3
page 138


26COB R
page 140


26COB S
page 140


60COB
page 142


62COB
page 144


63COB
page 146


64COB
page 148


65COB
page 150


67COB
page 152


69COB R
page 154


69COB S
page 154


71COB
page 156


25TRK
page 158


TL18
page 160


BRIGHTSTONE 400
page 162


BRIGHTSTONE 415
page 162


BRIGHTSTONE 440
page 162


BRIGHTSTONE 600
page 164


BRIGHTSTONE 615
page 164

LED INDOOR

LED DOWN LIGHT (32)


BRIGHTSTONE 640
page 164


BRIGHTSTONE 800
page 166


BRIGHTSTONE 815
page 166


BRIGHTSTONE 840
page 166


BRIGHTSTONE C400
page 168


BRIGHTSTONE C415
page 168


BRIGHTSTONE C440
page 168


BRIGHTSTONE C600
page 170


BRIGHTSTONE C615
page 170


BRIGHTSTONE C640
page 170


BRIGHTSTONE C800
page 172


BRIGHTSTONE C815
page 172


BRIGHTSTONE C840
page 172


STONECROP 4 R
page 174


STONECROP 4 S
page 174


DRUM 51261
page 176


DRUM L
page 178


DRUM 60300
page 180


29BEAN S
page 182


29BEAN D
page 182


29BEAN T
page 182

LED BATTEN (33)


VETON
page 186


VETON SLR
page 188


LUTEC
page 190


LUTEC M
page 192


LUTEC L
page 194

LED WEATHERPROOF (34)


SAMPA 1
page 198


SAMPA G1
page 200


SAMPA 2
page 202


SAMPA G2
page 204


SAMPA 2-5
page 206


SAMPA 4
page 208

LED HIGHBAY (35)


WAREBAY 6
page 212


WAREBAY R7
page 214


WAREBAY HBL
page 216


LINEARBAY
page 218

L E D I N D O O R

LED STRIPLIGHT (36)


FLEXSTRIP FES
page 222


FLEXSTRIP FSS
page 222


FLEXSTRIP COB
page 240


LTNEONFLEX F16
page 226


LTNEONFLEX F21
page 228

LED TRACK LIGHT (37)


TRACKSTAR 055
page 232


TRACKSTAR 076
page 234


TRACKSTAR 105
page 236

LED MAGNETIC TRACK SYSTEM (37)

RAILSTAR A
page 240


RAILSTAR B
page 240


RAILSTAR C
page 240


RAILSTAR D
page 241


RAILSTAR E
page 241


RAILSTAR F
page 241


RAILSTAR G
page 242


RAILSTAR H
page 242


RAILSTAR I
page 243


RAILSTAR J
page 243

LED CEILING LIGHT (52)


CEILINGSTAR 52
page 250


CEILINGSTAR R800
page 252


CEILINGSTAR SPI
page 254


CEILINGSTAR 050C
page 256

L E D O U T D O O R

LED AREA LIGHT (40)


GREENSTAR 16001
page 262


GREENSTAR 16069
page 264


GREENSTAR 16070
page 266


GREENSTAR 17821
page 268


GREENSTAR 17822
page 270


GREENSTAR 17823
page 272


GREENSTAR 17825
page 274


GREENSTAR 17814
page 276

LED BOLLARD (41)


BURJSTAR 1479
page 280


BURJSTAR 1622
page 282


BURJSTAR 1626
page 284


BURJSTAR 1633
page 286


BURJSTAR 2039
page 288


BURJSTAR 2084
page 290


BURJSTAR 9148
page 292

LED BULKHEAD (42)


BULKSTAR 2361
page 296


BULKSTAR 2021
page 298


BULKSTAR 3127A
page 300


BULKSTAR 3127B
page 300


BULKSTAR 3127C
page 300


BULKSTAR 3120C
page 302


BULKSTAR 3120A
page 302


BULKSTAR 3120D
page 302


BULKSTAR 3124B
page 304


BULKSTAR 3125B
page 304


BULKSTAR 2091
page 306


BULKSTAR 2093
page 306


BULKSTAR 2104
page 308


BULKSTAR 2105
page 308


BULKSTAR BH20
page 310

L E D O U T D O O R

LED FLOOD LIGHT (43)


FLOODSTAR 6
page 314


FLOODSTAR 8
page 316


VARISTAR 400
page 318


VARISTAR 600
page 318


FLOODSTAR 128S1
page 320


FLOODSTAR 210
page 322


FLOODSTAR 110F2/3
page 324


FLOODSTAR 110F4
page 326


FLOODSTAR 110F5
page 326


FLOODSTAR 113F2
page 328


FLOODSTAR 113F5
page 330


FLOODSTAR 113F6
page 330


FLOODSTAR 113F7
page 332


FLOODSTAR 113F9
page 332


FLOODSTAR 114F0
page 334


FLOODSTAR 114F5
page 334


FLOODSTAR FL02
page 336


TREELED
page 338

LED SPIKE LIGHT (43)


FLOODSTAR 110S4
page 342


FLOODSTAR 110S5
page 342


FLOODSTAR 112S5
page 344

LED INGROUND (44)


GROUNDSTAR 2130
page 348


GROUNDSTAR 2160
page 350


GROUNDSTAR 2182
page 352


GROUNDSTAR 2101
page 354


GROUNDSTAR 2105
page 356


GROUNDSTAR 401B
page 358


GROUNDSTAR 2120
page 360


GROUNDSTAR 21010
page 362


GROUNDSTAR 21020
page 364


GROUNDSTAR 21030
page 366


GROUNDSTAR 21040
page 368


GROUNDSTAR 21050
page 370


GROUNDSTAR 21060
page 372


GROUNDSTAR 301D
page 374

L E D O U T D O O R


GROUNDSTAR 301E
page 374


GROUNDSTAR 2104A
page 376


GROUNDSTAR 2104B
page 376


GROUNDSTAR 2104C
page 376


GROUNDSTAR 2340
page 378


GROUNDSTAR 307A
page 380


GROUNDSTAR 307B
page 380


GROUNDSTAR 2360
page 382


GROUNDSTAR 2350
page 384

L E D S T E P L I G H T (4 5)


STEPSTAR 1821D
page 388


STEPSTAR 1822A
page 388


STEPSTAR 1822B
page 388

L E D W A L L L I G H T (4 6)


WALLSTAR 104
page 392


WALLSTAR 6015B
page 394


WALLSTAR 6015A
page 394


WALLSTAR 3201
page 396

L E D W A L L W A S H E R (4 6)


WALLSTAR 105
page 400


WALLSTAR 107
page 402


WALLSTAR 112
page 404


WALLSTAR 116
page 406

L E D R O A D L I G H T (4 8)


ROADSTAR
page 410


STREETSTAR
page 412

L E D C A N O P Y (4 9)


CANOPY S
page 416


CANOPY R2
page 418



LITE-TECH

YOUR ULTIMATE SOLUTION FOR ILLUMINATION





LED INDOOR LUMINAIRES

LED RECESSED

LED SURFACE

LED ALUMINUM PROFILE

LED SPOT LIGHT

LED MINI SPOT LIGHT

LED DOWN LIGHT

LED BATTEN

LED WEATHERPROOF

LED HIGHBAY

LED STRIP LIGHT

LED TRACK LIGHT

LED MAGNETIC TRACK SYSTEM

LED CEILING LIGHT




LED RECESSED

30-ARCHLED S

LED RECESSED MODULAR



Housing CRCA steel sheet epoxy polyester powder coated in white color RAL9016

Diffuser High quality opal diffuser increases light transmission and eliminate the pixelization.

Light Source Lite-Tech LED module powered by Lumiled

Benefits
- Aesthetic design
- Comfortable lighting appearance
- High efficacy



DESCRIPTION

The ARHCLED S linear light fixture is an extremely versatile solution for many indoor lighting needs. It is scalable sheet fixtures that can be both added to and moved along and are available in 0.6m, 1.2m, 1.5m and 1.7m lengths. Common usage can be found in galleries and retail areas, ideal for areas that require high performance and adjustability. State of the art of manufacturing process convert this luminaire as linear continuous mounting. Please denote as “CM” for this option.

APPLICATION

Very versatile and can be used in a number of lighting applications such as office areas, Commercial spaces, corridors.

SPECIFICATION

	30-ARCHLED S05		30-ARCHLED S06		30-ARCHLED S10		30-ARCHLED S12		30-ARCHLED S15		30-ARCHLED S17	
	15W	20W	18W	25W	25W	40W	30W	40W	50W	60W	55W	65W
LED Chip	Lumiled		Lumiled		Lumiled		Lumiled		Lumiled		Lumiled	
LED Driver	Philips		Philips		Philips		Philips		Philips		Philips	
Wattage	15W	20W	18W	25W	25W	40W	30W	40W	50W	60W	55W	65W
Lumen@Source*	1950 lm	2600 lm	2340 lm	3250 lm	3250 lm	5200 lm	3900 lm	5200 lm	6500 lm	7800 lm	7150 lm	8450 lm
CCT**	3000K 4000K 6500K		3000K 4000K 6500K		3000K 4000K 6500K		3000K 4000K 6500K		3000K 4000K 6500K		3000K 4000K 6500K	
CRI (Ra)	>80 and 3 SDCM		>80 and 3 SDCM		>80 and 3 SDCM		>80 and 3 SDCM		>80 and 3 SDCM		>80 and 3 SDCM	
LED Life	50,000 hrs / L70		50,000 hrs / L70		50,000 hrs / L70		50,000 hrs / L70		50,000 hrs / L70		50,000 hrs / L70	
Working Ambient Temperature	50°C		50°C		50°C		50°C		50°C		50°C	

*Luminous Flux tolerance ±5% / **CCT Tolerance ±5%

Data is subject to change without notice.

30-ARCHLED S

LED RECESSED MODULAR



POLAR DIAGRAM

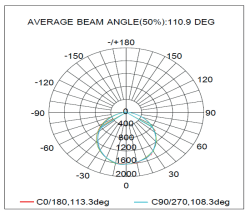

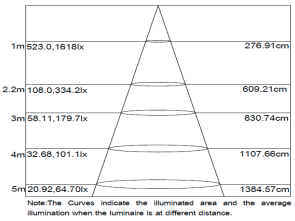

ADDITIONAL OPTIONS

1-10V	Analog Dimming	G	Gypsum Ceiling
DALI	Digital Dimming	CM	Accessories for Continuous Mounting

SCHEMATIC

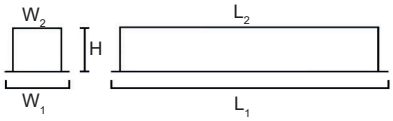



Mounting Bracket for Gypsum Ceiling

ORDERING CODE	L_1	L_2	W_1	W_2	H	CUT-OUT
30-ARCHLED S05	525	500	100	80	65	502X102
30-ARCHLED S06	625	600	100	80	65	602X102
30-ARCHLED S10	1025	1000	100	80	65	1002X102
30-ARCHLED S12	1225	1200	100	80	65	1202X102
30-ARCHLED S15	1525	1500	100	80	65	1502X102
30-ARCHLED S17	1725	1700	100	80	65	1702X102

Dimensions are in mm

ORDERING GUIDE

30-ARCHLED S05-LT*15	830	840	865	15W	30-ARCHLED S12-LT*30	830	840	865	30W
30-ARCHLED S05-LT*20	830	840	865	20W	30-ARCHLED S12-LT*40	830	840	865	40W
30-ARCHLED S06-LT*18	830	840	865	18W	30-ARCHLED S15-LT*50	830	840	865	50W
30-ARCHLED S06-LT*25	830	840	865	25W	30-ARCHLED S15-LT*60	830	840	865	60W
30-ARCHLED S10-LT*25	830	840	865	25W	30-ARCHLED S17-LT*55	830	840	865	55W
30-ARCHLED S10-LT*40	830	840	865	40W	30-ARCHLED S17-LT*65	830	840	865	65W

LT*

LTP	- LUMILED

ORDERING EXAMPLE

30-ARCHLED S05-LTP15-830/IP40

30	ARCHLED	S05	LTP15	830	IP40
LED Recessed Modular	Family Name	Model	LED Module & Wattage	CRI & CCT	IP Rating

LED RECESSED MODULAR ARCHLED S05-LTP15-830/IP40

30-ARCHLED SLIM

LED RECESSED MODULAR

LITE-TECH
THE ULTIMATE SOLUTION FOR ILLUMINATION

EN 60598 | IP40 | IK05 | F | 220-240V 50 / 60 Hz | PF ≥ 0.9



Housing CRCA steel sheet epoxy polyester powder coated in white color RAL9016

Diffuser High quality opal diffuser increases light transmission and eliminate the pixelization.

Light Source Lite-Tech LED module powered by Lumiled

Benefits
- Aesthetic design
- Comfortable lighting appearance
- High efficacy







DESCRIPTION

The ARHCLED SLIM linear light fixture is an extremely versatile solution for many indoor lighting needs. It is scalable sheet fixtures that can be both added to and moved along and are available in 0.6m, 1.2m, 1.5m and 1.7m lengths. Common usage can be found in galleries and retail areas, ideal for areas that require high performance and adjustability. State of the art of manufacturing process convert this luminaire as linear continuous mounting. Please denote as “CM” for this option.

APPLICATION

Very versatile and can be used in a number of lighting applications such as office areas, Commercial spaces, corridors.

SPECIFICATION

	30-ARCHLED SLIM 05		30-ARCHLED SLIM 06		30-ARCHLED SLIM 10		30-ARCHLED SLIM 12		30-ARCHLED SLIM 15		30-ARCHLED SLIM 17	
	15W	20W	18W	25W	25W	40W	30W	40W	50W	60W	55W	65W
LED Chip	Lumiled		Lumiled		Lumiled		Lumiled		Lumiled		Lumiled	
LED Driver	Philips		Philips		Philips		Philips		Philips		Philips	
Wattage	15W	20W	18W	25W	25W	40W	30W	40W	50W	60W	55W	65W
Lumen@Source*	1950 lm	2600 lm	2340 lm	3250 lm	3250 lm	5200 lm	3900 lm	5200 lm	6500 lm	7800 lm	7150 lm	8450 lm
CCT**	3000K 4000K 6500K		3000K 4000K 6500K		3000K 4000K 6500K		3000K 4000K 6500K		3000K 4000K 6500K		3000K 4000K 6500K	
CRI (Ra)	>80 and 3 SDCM		>80 and 3 SDCM		>80 and 3 SDCM		>80 and 3 SDCM		>80 and 3 SDCM		>80 and 3 SDCM	
LED Life	50,000 hrs / L70		50,000 hrs / L70		50,000 hrs / L70		50,000 hrs / L70		50,000 hrs / L70		50,000 hrs / L70	
Working Ambient Temperature	50°C		50°C		50°C		50°C		50°C		50°C	

*Luminous Flux tolerance ±5% / **CCT Tolerance ±5%

Data is subject to change without notice.

30-ARCHLED SLIM

LED RECESSED MODULAR



ADDITIONAL OPTIONS

1-10V	Analog Dimming
DALI	Digital Dimming
G	Gypsum Ceiling
CM	Accessories for Continuous Mounting

SCHEMATIC

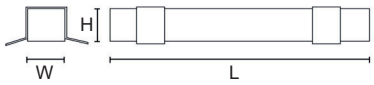



Mounting Bracket for Gypsum Ceiling

ORDERING CODE	L	W	H	CUT-OUT
30-ARCHLED SLIM05	500	40	50	40
30-ARCHLED SLIM06	600	40	50	40
30-ARCHLED SLIM10	1000	40	50	40
30-ARCHLED SLIM12	1200	40	50	40
30-ARCHLED SLIM15	1500	40	50	40
30-ARCHLED SLIM17	1700	40	50	40

Dimensions are in mm

ORDERING GUIDE

30-ARCHLED SLIM05-LT*15	830	840	865	15W	30-ARCHLED SLIM12-LT*30	830	840	865	30W
30-ARCHLED SLIM05-LT*20	830	840	865	20W	30-ARCHLED SLIM12-LT*40	830	840	865	40W
30-ARCHLED SLIM06-LT*18	830	840	865	18W	30-ARCHLED SLIM15-LT*50	830	840	865	50W
30-ARCHLED SLIM06-LT*25	830	840	865	25W	30-ARCHLED SLIM15-LT*60	830	840	865	60W
30-ARCHLED SLIM10-LT*25	830	840	865	25W	30-ARCHLED SLIM17-LT*55	830	840	865	55W
30-ARCHLED SLIM10-LT*40	830	840	865	40W	30-ARCHLED SLIM17-LT*65	830	840	865	65W

LT*

LTP	- LUMILED

ORDERING EXAMPLE

30-ARCHLED SLIM05-LTP15-830/IP40

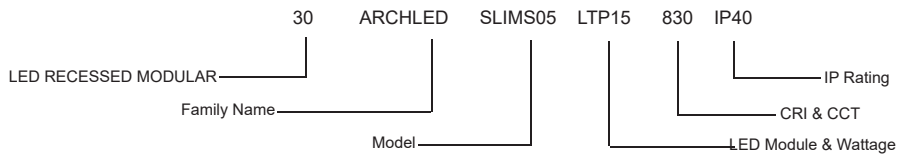

LED RECESSED MODULAR ARCHLED SLIM05-LTP15-830/IP40

30-ECLIPSE

LITE-TECH
THE ULTIMATE SOLUTION FOR ILLUMINATION

LED RECESSED MODULAR

EN 60598 | IP40 | IK05 | F | 220-240V 50 / 60 Hz | PF ≥ 0.9



Housing CRCA steel sheet epoxy polyester powder coated in white color RAL9016

Diffuser High quality opal diffuser increases light transmission and eliminate the pixelization.

Light Source Lite-Tech LED module powered by Lumiled

Benefits
- Homogeneous light output in low depth of housing
- Easiest method of thermal management







DESCRIPTION

The ECLIPSE LEDLINE luminaire delivering high energy efficiency and high quality of homogeneous light. The ECLIPSE LEDLINE luminaires are designed to replace flourescent office luminaires.

APPLICATION

Working places, VDU areas, libraries, schools, computer rooms

SPECIFICATION

	30-ECLIPSE 10W
LED Chip	Lumiled
LED Driver	Philips
Wattage	10W
Lumen@Source*	1300 lm
Beam Angle	110°
CCT**	3000K / 4000K / 6500K
CRI (Ra)	>80 and 3 SDCM
LED Life	50,000 hrs / L70
Working Ambient Temperature	50°C

*Luminous Flux tolerance ±5% / **CCT Tolerance ±5%

Data is subject to change without notice.

30-ECLIPSE

LED RECESSED MODULAR



Note: This is a customized design luminaire. Please contact our sales representative for required design layout, wattage, and other specifications.

SCHEMATIC

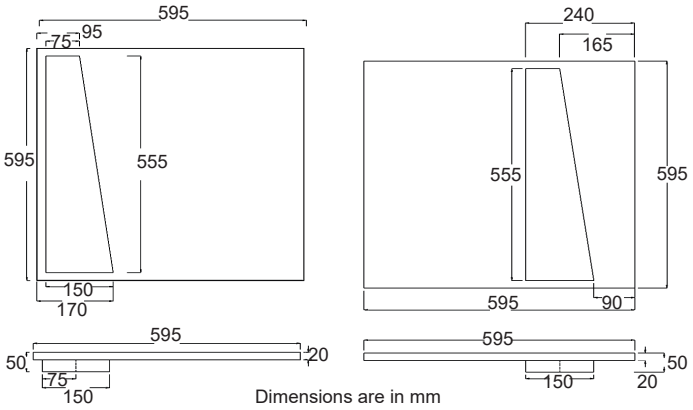

Dimensions are in mm

POLAR DIAGRAM

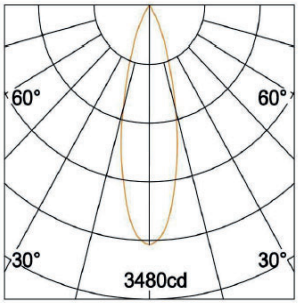

H(m)	E(lx)	D(m)
		30°
1	2831	0.54
2	708	1.07
3	315	1.61
4	177	2.14
5	113	2.68

ORDERING GUIDE

30-ECLIPSE-LT*10-830	10W
30-ECLIPSE-LT*10-840	10W
30-ECLIPSE-LT*10-865	10W

LT*	
LTP	- LUMILED

ADDITIONAL OPTIONS

1-10V	Analog Dimming
DALI	Digital Dimming
EL3	Emergency Kit - 3 hrs

ORDERING EXAMPLE

30-ECLIPSE-LTP10-865/IP40

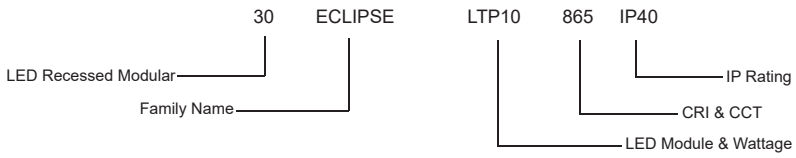

LED RECESSED MODULAR ECLIPSE-LTP10-865/IP40

30-GALINA

LED RECESSED MODULAR

EN 60598 | IP20 | IP32 | IK05 | F | 220-240V 50 / 60 Hz | PF ≥ 0.9

LOUVER (L) IP20



DIFFUSER (D) IP32



Housing	CRCA steel sheet epoxy plyester powder coated in white color RAL9016
Reflector	High quality glossy aluminum
Light Source	LED Tube
Benefits	- Uniform light distribution - Optimum glare control - Passive cooling - Single end lamp holder connection - Double end lamp holder connection as an option



DESCRIPTION

GALINA is a LED troffer luminaire to replace T8 fluorescent lamps available in single parabolic Louver and Diffuser Optics. Similar construction of fluorescent lamps but improved energy and cost saving LED product.

APPLICATION

Schools, Shops, Offices, kitchens, wash rooms

SPECIFICATION

	30-GALINA L		30-GALINA L		30-GALINA D		30-GALINA D	
	208 - 8W	408 - 8W	216 - 16W	416 - 16W	208 - 8W	408 - 8W	216 - 16W	416 - 16W
Light Source	Philips LED Tube		Philips LED Tube		Philips LED Tube		Philips LED Tube	
LED Driver	Built-in		Built-in		Built-in		Built-in	
Wattage	2X8W	4X8W	2X16W	4X16W	2X8W	4X8W	2X16W	4x16W
Lumen@Source*	2X800 lm	4X800 lm	2X1600 lm	4X1600 lm	2X800 lm	4X800 lm	2X1600 lm	4x1600 lm
CCT**	3000K / 4000K / 6500K		3000K / 4000K / 6500K		3000K / 4000K / 6500K		3000K / 4000K / 6500K	
CRI (Ra)	>80 and 5 SDCM		>80 and 5 SDCM		>80 and 5 SDCM		>80 and 5 SDCM	
LED Life	50,000 hrs / L70		50,000 hrs / L70		50,000 hrs / L70		50,000 hrs / L70	
Working Ambient Temperature	50°C		50°C		50°C		50°C	

*Luminous Flux tolerance ±5% / **CCT Tolerance ±5%

Data is subject to change without notice.

POLAR DIAGRAM

Louver (L408)

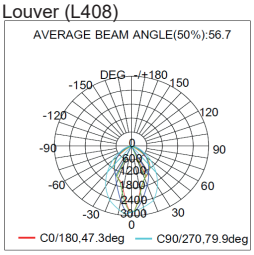



Note:The Curves indicate the illuminated area and the average illumination when the luminaire is at different distance.

Diffuser (D408)

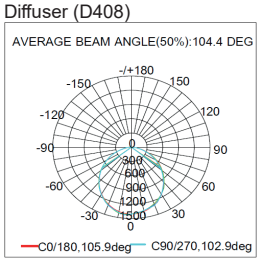



Note:The Curves indicate the illuminated area and the average illumination when the luminaire is at different distance.

ADDITIONAL OPTIONS

EL3 Integrated separate emergency LED module

G Gypsum Ceiling

M Metal Ceiling

SCHEMATIC

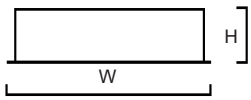



Mounting Bracket for Gypsum & Metal Ceiling

ORDERING CODE	No. of Lamps	LAY-IN/GYPSUM CEILING L	W	H	GYPSUM CUT-OUT	METAL CEILING L	W	H
30-GALINA-L208-16	2	595	295	80	560X260	599	299	80
30-GALINA-L216-32	2	1195	295	80	1160X260	1199	299	80
30-GALINA-L408-32	4	595	595	80	560X560	599	599	80
30-GALINA-L416-64	4	1195	595	80	1160X560	1199	599	80
30-GALINA-D208-16	2	595	295	120	560X260	599	299	120
30-GALINA-D216-32	2	1195	295	120	1160X260	1199	299	120
30-GALINA-D408-32	4	595	595	120	560X560	599	599	120
30-GALINA-D416-64	4	1195	595	120	1160X560	1199	599	120

Dimensions are in mm

ORDERING GUIDE

				No. of Lamps	Total Wattage	Total Lumen
30-GALINA-L208-16	830	840	865	2	16W	1600 lm
30-GALINA-L216-32	830	840	865	2	32W	3200 lm
30-GALINA-L408-32	830	840	865	4	32W	3200 lm
30-GALINA-L416-64	830	840	865	4	64W	6400 lm
30-GALINA-D208-16	830	840	865	2	16W	1600 lm
30-GALINA-D216-32	830	840	865	2	32W	3200 lm
30-GALINA-D408-32	830	840	865	4	32W	3200 lm
30-GALINA-D416-64	830	840	865	4	64W	6400 lm

ORDERING EXAMPLE

30-GALINA-L208-16-830/IP20

30 — LED Recessed Modular

GALINA — Family Name

L208 — Model

16 — Wattage

830 — CRI & CCT

IP20 — IP Rating

LED RECESSED MODULAR GALINA-L208-16-830/IP20

30-LUKAS

LED RECESSED MODULAR



Housing CRCA steel sheet epoxy polyester powder coated in white color RAL9016

Diffuser Perforated Steel painted with opal flexilens

Light Source Lite-Tech LED module powered by Lumiled

Benefits

- Uniform soft light
- No heat radiation
- No mercury and UV rays
- Cost effective system
- Return on investment within 1.5 years





DESCRIPTION

LUKAS is a recessed LED indirect luminaire to replace T5 and PLL lamp with good energy saving. The soft illumination with low running cost provides comfortable atmosphere to the users.

APPLICATION

Offices, libraries, computer rooms, education premises.

SPECIFICATION

	30-LUKAS 40W
LED Chip	Lumiled
LED Driver	Philips
Wattage	40W
Lumen@Source*	5200 lm
CCT**	3000K / 4000K / 6500K
CRI (Ra)	>80 and 3 SDCM
LED Life	50,000 hrs / L70
Working Ambient Temperature	50°C

*Luminous Flux tolerance ±5% / **CCT Tolerance ±5%

Data is subject to change without notice.

30-LUKAS

LED RECESSED MODULAR



POLAR DIAGRAM

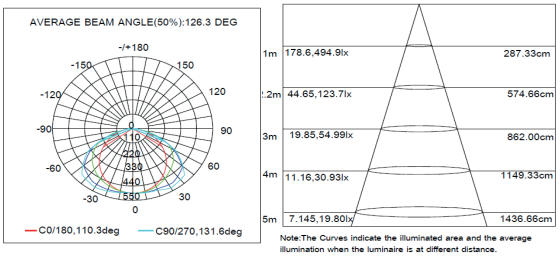

ADDITIONAL OPTIONS

1-10V	Analog Dimming	G	Gypsum Ceiling
DALI	Digital Dimming	M	Metal Ceiling
EL3	Emergency Kit - 3 hrs		Tunable White

SCHEMATIC

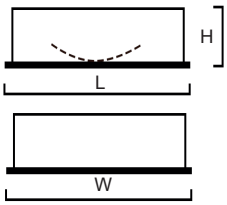



Mounting Bracket for Gypsum & Metal Ceiling

ORDERING CODE	LAY-IN/GYPSUM CEILING L	W	H	GYPSUM CUT-OUT	METAL CEILING L	W	H
30-LUKAS-40W	595	595	110	570X570	599	599	110

Dimensions are in mm

ORDERING GUIDE

30-LUKAS-LT*40-830	40W
30-LUKAS-LT*40-840	40W
30-LUKAS-LT*40-865	40W
30-LUKAS-LT*40-TW	40W

LT*

LTP	- LUMILED

ORDERING EXAMPLE

30-LUKAS-LTP40-830/IP20

30 — LED Recessed Modular
LUKAS — Family Name
LTP40 — LED Module & Wattage
830 — CRI & CCT
IP20 — IP Rating

LED RECESSED MODULAR LUKAS-LTP40-830/IP20

30-LUKAS-LILI

LITE-TECH
THE ULTIMATE SOLUTION FOR ILLUMINATION

LED RECESSED MODULAR



Housing	CRCA steel sheet epoxy polyester powder coated in white color RAL9016
Diffuser	Polystyrene opal finish in double wing with middle decorated by perforation
Light Source	Lite-Tech LED module powered by Lumiled
Benefits	- Uniform soft light - No heat radiation - No mercury and UV rays - Cost effective system - Return on investment within 1.5 years



DESCRIPTION

LUKAS-LILI is a recessed LED direct and indirect luminaire to replace T5 and PLL lamp with good energy saving. The soft illumination with low running cost provides comfortable atmosphere to the users.

APPLICATION

Offices, libraries, computer rooms, education premises.

SPECIFICATION

	30-LUKAS-LILI 40W
LED Chip	Lumiled
LED Driver	Philips
Wattage	40W
Lumen@Source*	5200 lm
CCT**	3000K / 4000K / 6500K
CRI (Ra)	>80 and 3 SDCM
LED Life	50,000 hrs / L70
Working Ambient Temperature	50°C

*Luminous Flux tolerance ±5% / **CCT Tolerance ±5%

Data is subject to change without notice.

30-LUKAS-LILI

LED RECESSED MODULAR



POLAR DIAGRAM

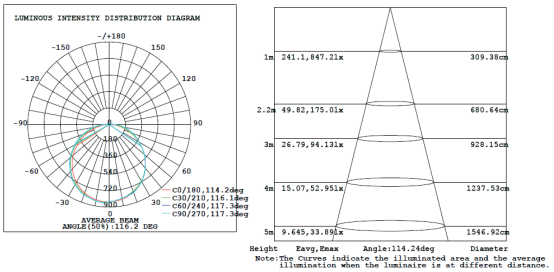

ADDITIONAL OPTIONS

1-10V	Analog Dimming	G	Gypsum Ceiling
DALI	Digital Dimming	M	Metal Ceiling
EL3	Emergency Kit - 3 hrs		Tunable White

SCHEMATIC

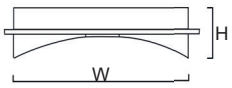

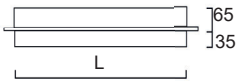



Mounting Bracket for Gypsum & Metal Ceiling

ORDERING CODE	LAY-IN/GYPSUM CEILING L	W	H	GYPSUM CUT-OUT	METAL CEILING L	W	H
30-LUKAS-LILI-40W	595	595	100	570X570	599	599	100

Dimensions are in mm

ORDERING GUIDE

30-LUKAS-LILI-LT*40-830	40W
30-LUKAS-LILI-LT*40-840	40W
30-LUKAS-LILI-LT*40-865	40W
30-LUKAS-LILI-LT*40-TW	40W

LT*

LTP	- LUMILED

ORDERING EXAMPLE

30-LUKAS-LILI-LTP40-830/IP40

30 LUKAS-LILI LTP40 830 IP40

- 30 — LED Recessed Modular
- LUKAS-LILI — Family Name
- LTP40 — LED Module & Wattage
- 830 — CRI & CCT
- IP40 — IP Rating

LED RECESSED MODULAR LUKAS-LILI-LTP40-830/IP40

30-LUXLITE

LED RECESSED MODULAR



Housing CRCA steel sheet epoxy polyester powder coated in white color

Diffuser Opal laid on Aluminium

Benefits

- Uniform light distribution
- Optimum glare control
- Passive cooling
- Homogeneous light output in low depth of housing
- Slim square housing
- Operational cost savings



High Uniformity Lens

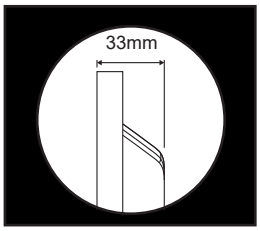

Slim Panel



DESCRIPTION

Slim backlit LED panel with robust construction suitable for metric lay-in ceiling mounting. A lightweight system which reduces the load of the false ceiling. The professional optical lens used in this model provides better performance of light which makes more comfortable atmosphere.

APPLICATION

Working places, in offices, schools, hospitals, lecture rooms, conference rooms.

SPECIFICATION

	30-LUXLITE 36W
LED Chip	Lumiled
LED Driver	Signify
Wattage	36W
Lumen Delivered	4320 lm
CCT**	3000K / 4000K / 6500K
CRI (Ra)	>80 and 5 SDCM
LED Life	50,000 hrs / L70
Working Ambient Temperature	50°C

*Luminous Flux tolerance ±5% / **CCT Tolerance ±5%

Data is subject to change without notice.

30-LUXLITE

LED RECESSED MODULAR



POLAR DIAGRAM

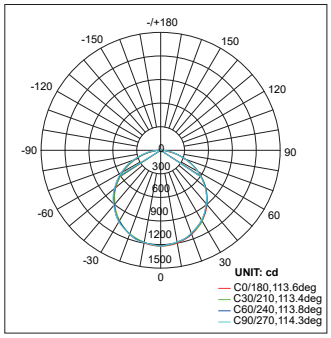

AVERAGE BEAM ANGLE(50%):113.8 DEG

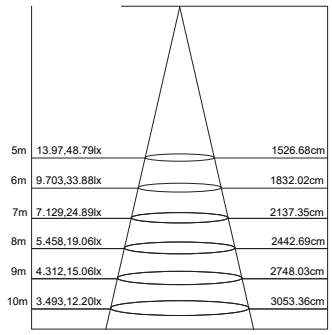

Note:The Curves indicate the illuminated area and the average illumination when the luminaire is at different distance.

ADDITIONAL OPTION

EL3 Emergency Kit - 3 hrs (Remote Box)

DALI Digital Dimming

SCHEMATIC

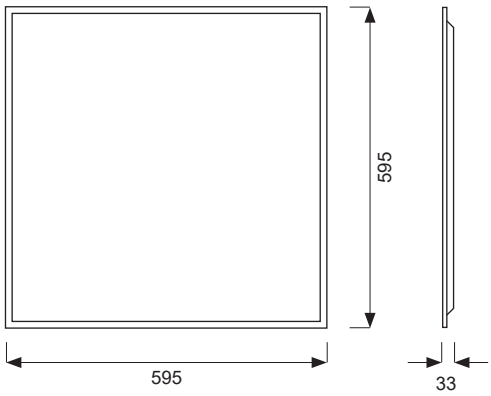

Dimensions are in mm

ORDERING GUIDE

30-LUXLITE-36-830	36W
30-LUXLITE-36-840	36W
30-LUXLITE-36-865	36W

ORDERING EXAMPLE

30-LUXLITE-36-840/IP44

30	LUXLITE	36	840	IP44
LED Recessed Modular	Family Name	Wattage	CRI & CCT	IP Rating

LED RECESSED MODULAR LUXLITE-36-840/IP44

30-MEDICA

LED RECESSED MODULAR





Housing CRCA steel sheet epoxy polyester powder coated in white color RAL9016

Diffuser
- Clear acrylic + Prismatic opal (P)
- Tempered glass + Prismatic opal (G)

Light Source Lite-Tech LED module powered by Lumiled

Benefits
- Easy to clean
- Dust free luminaire
- Reduce maintenance cost compare to flourescent
- Low operational cost
- Comfortable light to the patients
- Double square module available for better uniformity



DESCRIPTION

The MEDICA is the recessed LED linear module powered by Lumiled. Suitable for metric lay-in ceiling, metal ceiling, and gypsum ceiling with an appropriate mounting system.

APPLICATION

Hospitals, health care, hygienic areas, sterile rooms, laboratories, food and chemical industries.

SPECIFICATION

	30-MEDICA (P / G) - 40W	30-MEDICA (P / G) - 40W 4X1	30-MEDICA (P / G) - 75W 4X2
LED Chip	Lumiled	Lumiled	Lumiled
LED Driver	Philips	Philips	Philips
Wattage	40W	40W	75W
Lumen@Source*	5200 lm	5200 lm	9750 lm
CCT**	3000K / 4000K / 6500K	3000K / 4000K / 6500K	3000K / 4000K / 6500K
CRI (Ra)	>80 and 3 SDCM	>80 and 3 SDCM	>80 and 3 SDCM
LED Life	50,000 hrs / L70	50,000 hrs / L70	50,000 hrs / L70
Working Ambient Temperature	50°C	50°C	50°C

*Luminous Flux tolerance ±5% / **CCT Tolerance ±5%

Data is subject to change without notice.

30-MEDICA

LED RECESSED MODULAR



POLAR DIAGRAM

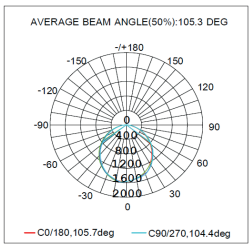

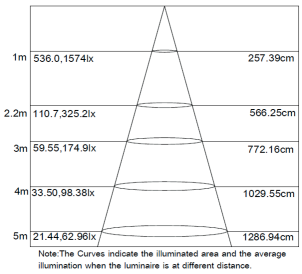

Note:The Curves indicate the illuminated area and the average illumination when the luminaire is at different distance.

ADDITIONAL OPTIONS

1-10V	Analog Dimming	G	Gypsum Ceiling
DALI	Digital Dimming	M	Metal Ceiling
EL3	Emergency Kit - 3 hrs	AB	Anti-Bacterial Powder Coating

SCHEMATIC

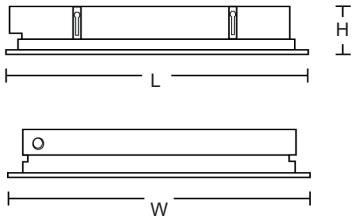

ORDERING CODE	LAY-IN/GYPSUM CEILING			GYPSUM	METAL CEILING		
	L	W	H	CUT-OUT	L	W	H
30-MEDICA-(P / G)-40W	595	595	85	570X570	599	599	85
30-MEDICA-(P / G)-40W (4X1)	1195	295	85	1170X270	1199	299	85
30-MEDICA-(P / G)-75W (4X2)	1195	595	85	1170X570	1199	599	85

Dimensions are in mm



Mounting Bracket for Gypsum Ceiling



Mounting Bracket for Metal Ceiling

ORDERING GUIDE

30-MEDICA-P-aa*40	830	840	865	40W
30-MEDICA-P-aa*40 (4X1)	830	840	865	40W
30-MEDICA-P-aa*75 (4X2)	830	840	865	75W
30-MEDICA-G-aa*40	830	840	865	40W
30-MEDICA-P-aa*40 (4X1)	830	840	865	40W
30-MEDICA-P-aa*75 (4X2)	830	840	865	75W

aa	
LT	- Standard Module
DS	- Double Square Module

*	
P	- LUMILED

ORDERING EXAMPLE

30-MEDICA-P-LTP40-830/IP65

30 — LED Recessed Modular
MEDICA — Family Name
P — Diffuser
LTP40 — LED Module & Wattage
830 — CRI & CCT
IP65 — IP Rating

LED RECESSED MODULAR MEDICA-P-LTP40-830/IP65

30-MEDICA ECO

LED RECESSED MODULAR



Housing	CRCA steel sheet epoxy pol-yester powder coated in white color RAL9016
Diffuser	Microprism pattern opal diffuser suitable for LED application
Light Source	Lite-Tech LED module powered by Lumiled
Benefits	- Reduce maintenance cost compare to flourescent - Excellent financial return on investment - Low operational cost - Economical solution for IP rating requirement from below ceiling



DESCRIPTION

MEDICA ECO is the recessed Lite-Tech in-house made LED module applicable for wet area where IP rating is important from below ceiling. Diffuser is placed on aluminum frame with proper silicon sealing to ensure IP rating.

APPLICATION

Hospitals, health care, laboratories, reception areas, food and chemical industries.

SPECIFICATION

	30-MEDICA ECO 40W	30-MEDICA ECO 40W 4X1	30-MEDICA ECO 75W - 4X2
LED Chip	Lumiled	Lumiled	Lumiled
LED Driver	Philips	Philips	Philips
Wattage	40W	40W	75W
Lumen@Source*	5200 lm	5200 lm	9750 lm
CCT**	3000K / 4000K / 6500K	3000K / 4000K / 6500K	3000K / 4000K / 6500K
CRI (Ra)	>80 and 3 SDCM	>80 and 3 SDCM	>80 and 3 SDCM
LED Life	50,000 hrs / L70	50,000 hrs / L70	50,000 hrs / L70
Working Ambient Temperature	50°C	50°C	50°C

*Luminous Flux tolerance ±5% / **CCT Tolerance ±5%

Data is subject to change without notice.

30-MEDICA ECO

LED RECESSED MODULAR



POLAR DIAGRAM

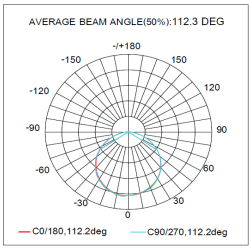



ADDITIONAL OPTIONS

1-10V	Analog Dimming	G	Gypsum Ceiling
DALI	Digital Dimming	M	Metal Ceiling
EL3	Emergency Kit - 3 hrs	AB	Anti-Bacterial Powder Coating

SCHEMATIC

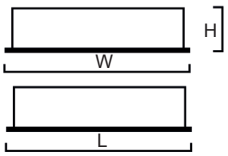



Mounting Bracket for Gypsum Ceiling

ORDERING CODE	LAY-IN/GYPSUM CEILING L	W	H	GYPSUM CUT-OUT	METAL CEILING L	W	H
30-MEDICA ECO-40W	595	595	65	570X570	599	599	65
30-MEDICA ECO-40W 4X1	1195	295	65	1170X270	1199	299	65
30-MEDICA ECO-75W 4X2	1195	595	65	1170X570	1199	599	65

Dimensions are in mm

ORDERING GUIDE

30-MEDICA ECO-LT*40-830	40W	30-MEDICA ECO-LT*40-830 4X1	40W	30-MEDICA ECO-LT*75-830 4X2	75W
30-MEDICA ECO-LT*40-840	40W	30-MEDICA ECO-LT*40-840 4X1	40W	30-MEDICA ECO-LT*75-840 4X2	75W
30-MEDICA ECO-LT*40-865	40W	30-MEDICA ECO-LT*40-865 4X1	40W	30-MEDICA ECO-LT*75-865 4X2	75W

LT*

LTP - LUMILED

ORDERING EXAMPLE

30-MEDICA ECO-LTP40-830/IP65

30 MEDICA ECO LTP40 830 IP65

- 30 — LED Recessed Modular
- MEDICA ECO — Family Name
- LTP40 — LED Module & Wattage
- 830 — CRI & CCT
- IP65 — IP Rating

LED RECESSED MODULAR MEDICA ECO-LTP40-830/IP65

30-SIMOLED

LED RECESSED MODULAR







Housing CRCA steel sheet epoxy polyester powder coated in white color RAL9016

Diffuser High quality opal diffuser increases light transmission and eliminate the pixelization.

Light Source Lite-Tech LED module powered by Lumiled

Benefits
- Homogeneous light output in low depth of housing
- Easiest method of thermal management







DESCRIPTION

The SIMOLED LEDLINE luminaire delivering high energy efficiency and high quality of homogeneous light. The SIMOLED LEDLINE luminaires are designed to replace flourescent office luminaires.

APPLICATION

Working places, VDU areas, libraries, schools, computer rooms

SPECIFICATION

	30-SIMOLED 30W	30-SIMOLED 40W
LED Chip	Lumiled	Lumiled
LED Driver	Philips	Philips
Wattage	30W	40W
Lumen@Source*	3900 lm	5200 lm
CCT**	3000K / 4000K / 6500K	3000K / 4000K / 6500K
CRI (Ra)	>80 and 3 SDCM	>80 and 3 SDCM
LED Life	50,000 hrs / L70	50,000 hrs / L70
Working Ambient Temperature	50°C	50°C

*Luminous Flux tolerance ±5% / **CCT Tolerance ±5%

Data is subject to change without notice.

30-SIMOLED

LED RECESSED MODULAR



POLAR DIAGRAM

30W

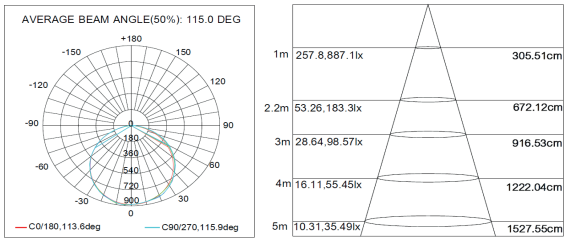

40W

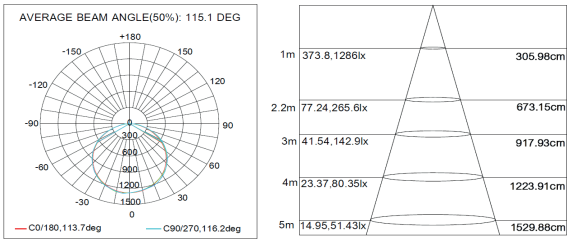

ADDITIONAL OPTIONS

1-10V	Analog Dimming	DALI	Digital Dimming
G	Gypsum Ceiling	EL3	Emergency Kit - 3 hrs

SCHEMATIC

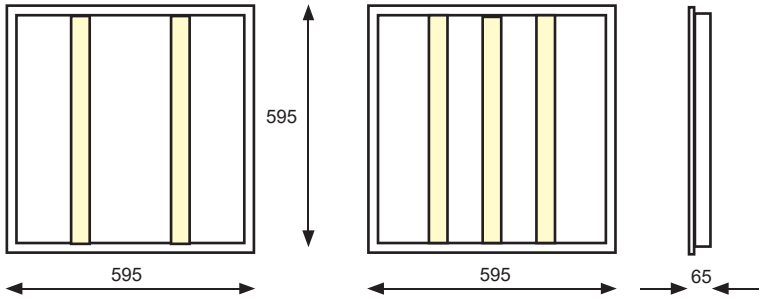

Dimensions are in mm



Mounting Bracket for Gypsum Ceiling cut-out 570x570

ORDERING GUIDE

30-SIMOLED-LT*30-830	30W	30-SIMOLED-LT*40-830	40W
30-SIMOLED-LT*30-840	30W	30-SIMOLED-LT*40-840	40W
30-SIMOLED-LT*30-865	30W	30-SIMOLED-LT*40-865	40W

LT*

LTP - LUMILED

ORDERING EXAMPLE

30-SIMOLED-LTP40-830/IP40

30 SIMOLED LTP40 830 IP40

- 30 — LED Recessed Modular
- SIMOLED — Family Name
- LTP40 — LED Module & Wattage
- 830 — CRI & CCT
- IP40 — IP Rating

LED RECESSED MODULAR SIMOLED-LTP30-830/IP40

30-SNOWPLAN

LITE-TECH
THE ULTIMATE SOLUTION FOR ILLUMINATION

LED RECESSED MODULAR

EN 60598 | IP44 | IK05 | F | 220-240V 50 / 60 Hz | PF ≥ 0.9



Housing CRCA steel sheet epoxy polyester powder coated in white color RAL9016

Diffuser High quality opal diffuser increases light transmission and eliminate the pixelization, place on extruded aluminum frame which looks aesthetically good without any joint marks.

Light Source Lite-Tech LED module powered by Lumiled

Benefits

- Integrated LED Technology
- Homogeneous light output in low depth of housing
- Easiest method of thermal management
- Slim square housing
- Operational cost savings



DESCRIPTION

SNOWPLAN luminaire delivering high energy efficiency compared with the flourescent and visually appealing without being intrusive. A high professional male and female connection system for easy installation and extra safety to maintenance personnel. Innovative mounting method of linear LED strips on the housing brings comfort to the customers.

APPLICATION

For innovative prestigious lighting or auxiliary lighting in retail areas, foyers, corridors, office areas, conference rooms, hotels, restaurants and living spaces.

SPECIFICATION

	30-SNOWPLAN 40W	30-SNOWPLAN 40W 4X1	30-SNOWPLAN 75W - 4X2
LED Chip	Lumiled	Lumiled	Lumiled
LED Driver	Philips	Philips	Philips
Wattage	40W	40W	75W
Lumen@Source*	5200 lm	5200 lm	9750 lm
CCT**	3000K / 4000K / 6500K	3000K / 4000K / 6500K	3000K / 4000K / 6500K
CRI (Ra)	>80 and 3 SDCM	>80 and 3 SDCM	>80 and 3 SDCM
LED Life	50,000 hrs / L70	50,000 hrs / L70	50,000 hrs / L70
Working Ambient Temperature	50°C	50°C	50°C

*Luminous Flux tolerance ±5% / **CCT Tolerance ±5%

Data is subject to change without notice.

30-SNOWPLAN

LED RECESSED MODULAR



POLAR DIAGRAM

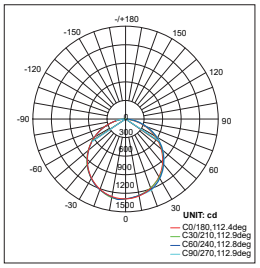

AVERAGE BEAM ANGLE(50%):112.7 DEG

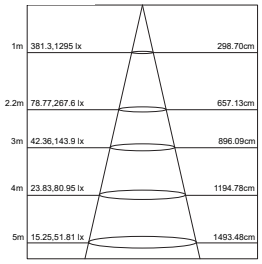

Note:The Curves indicate the illuminated area and the average illumination when the luminaire is at different distance.

ADDITIONAL OPTIONS

1-10V	Analog Dimming	G	Gypsum Ceiling
DALI	Digital Dimming	M	Metal Ceiling
EL3	Emergency Kit - 3 hrs		Tunable White

SCHEMATIC

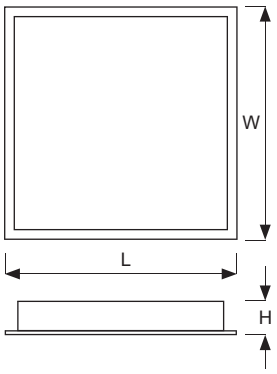

ORDERING CODE	LAY-IN/GYPSUM CEILING L	W	H	GYPSUM CUT-OUT	METAL CEILING L	W	H
30-SNOWPLAN-40W	595	595	65	570X570	599	599	65
30-SNOWPLAN-40W 4X1	1195	295	65	1170X270	1199	299	65
30-SNOWPLAN-75W 4X2	1195	595	65	1170X570	1199	599	65

Dimensions are in mm



Mounting Bracket for Gypsum Ceiling



Mounting Bracket for Metal Ceiling

ORDERING GUIDE

30-SNOWPLAN-LT*40-	830	840	865		LT*
30-SNOWPLAN-LT*40-	830	840	865	4X1	LTP - LUMILED
30-SNOWPLAN-LT*75-	830	840	865	4X2	
30-SNOWPLAN-LT*40-TW					

ORDERING EXAMPLE

30-SNOWPLAN-LTP40-830/IP44

30	SNOWPLAN	LTP40	830	IP44
LED Recessed Modular	Family Name	Module x Wattage	CRI & CCT	IP Rating

LED RECESSED MODULAR SNOWPLAN-LTP40-830/IP44





LED SURFACE

31-ARCHLED DUO

LED SURFACE



Housing CRCA steel sheet epoxy polyester powder coated in white color RAL9016

Diffuser High quality opal diffuser increases light transmission and eliminate the pixeli-zation, which looks aesthetically good without any joint marks.

Light Source Lite-Tech LED module powered by Lumiled

Benefits

- Integrated LED Technology
- Homogeneous light output in low depth of housing
- Easiest method of thermal management
- Slim square housing
- Operational cost savings



DESCRIPTION

ARCHLED DUO luminaire delivering high energy efficiency compared with the flourescent and visually appealing without being intrusive.

APPLICATION

For innovative prestigious lighting or auxiliary lighting in retail areas, foyers, corridors, office areas, conference rooms, hotels, restaurants and living spaces.

SPECIFICATION

	31-ARCHLED DUO 36W
LED Chip	Lumiled
LED Driver	Philips
Wattage	36W
Lumen@Source*	4680 lm
CCT**	3000K / 4000K / 6500K
CRI (Ra)	>80 and 3 SDCM
LED Life	50,000 hrs / L70
Working Ambient Temperature	50°C

*Luminous Flux tolerance ±5% / **CCT Tolerance ±5%

Data is subject to change without notice.

31-ARCHLED DUO

LED SURFACE



POLAR DIAGRAM

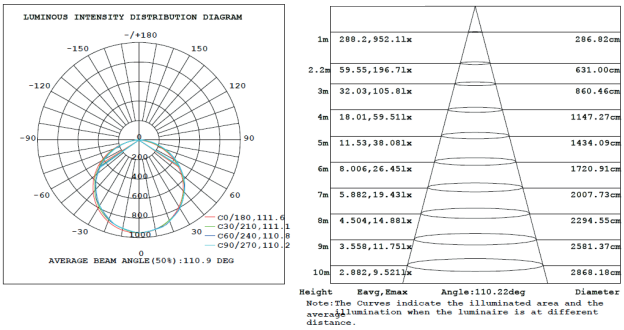

SCHEMATIC



ORDERING CODE	L	W	H
31-ARCHLED DUO	800	200	50

Dimensions are in mm

ORDERING GUIDE

31-ARCHLED DUO-LTP36-830	36W
31-ARCHLED DUO-LTP36-840	36W
31-ARCHLED DUO-LTP36-865	36W

ORDERING EXAMPLE

31-ARCHLED DUO-LTP36-830/IP44

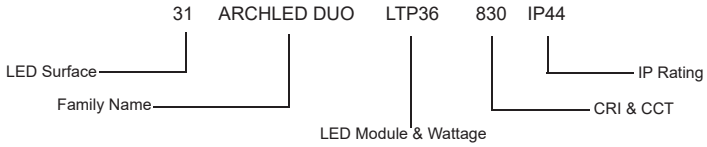

LED SURFACE ARCHLED DUO-LTP36-830/IP44

31-ARCHLED S

LED SURFACE



Housing CRCA steel sheet epoxy polyester powder coated in white color RAL9016

Diffuser High quality opal diffuser increases light transmission and eliminate the pixelization.

Light Source Lite-Tech LED module powered by Lumiled

Benefits
- Aesthetic design
- Comfortable lighting appearance
- High efficacy







DESCRIPTION

The ARHCLED S linear light fixture is an extremely versatile solution for many indoor lighting needs. It is scalable sheet fixtures that can be both added to and moved along and are available in 0.6m, 1.2m, 1.5m and 1.7m lengths. Common usage can be found in galleries and retail areas, ideal for areas that require high performance and adjustability. State of the art of manufacturing process convert this luminaire as linear continuous mounting. Please denote as “CM” for this option.

APPLICATION

Very versatile and can be used in a number of lighting applications such as office areas, Commercial spaces, corridors.

SPECIFICATION

	31-ARCHLED S05		31-ARCHLED S06		31-ARCHLED S10		31-ARCHLED S12		31-ARCHLED S15		31-ARCHLED S17	
	15W	20W	18W	25W	25W	40W	30W	40W	50W	60W	55W	65W
LED Chip	Lumiled		Lumiled		Lumiled		Lumiled		Lumiled		Lumiled	
LED Driver	Philips		Philips		Philips		Philips		Philips		Philips	
Wattage	15W	20W	18W	25W	25W	40W	30W	40W	50W	60W	55W	65W
Lumen@Source*	1950 lm	2600 lm	2340 lm	3250 lm	3250 lm	5200 lm	3900 lm	5200 lm	6500 lm	7800 lm	7150 lm	8450 lm
CCT**	3000K 4000K 6500K		3000K 4000K 6500K		3000K 4000K 6500K		3000K 4000K 6500K		3000K 4000K 6500K		3000K 4000K 6500K	
CRI (Ra)	>80 and 3 SDCM		>80 and 3 SDCM		>80 and 3 SDCM		>80 and 3 SDCM		>80 and 3 SDCM		>80 and 3 SDCM	
LED Life	50,000 hrs / L70		50,000 hrs / L70		50,000 hrs / L70		50,000 hrs / L70		50,000 hrs / L70		50,000 hrs / L70	
Working Ambient Temperature	50°C		50°C		50°C		50°C		50°C		50°C	

*Luminous Flux tolerance ±5% / **CCT Tolerance ±5%

Data is subject to change without notice.

31-ARCHLED S

LED SURFACE



POLAR DIAGRAM

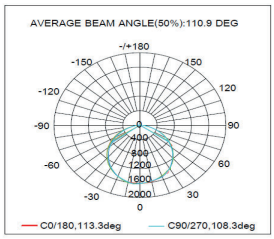

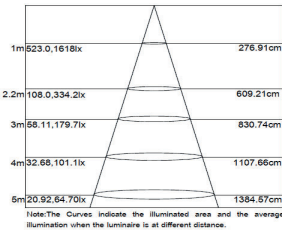

ADDITIONAL OPTIONS

1-10V	Analog Dimming
DALI	Digital Dimming
CM	Accessories for continuous mounting

Silver grey

Black

White

SCHEMATIC

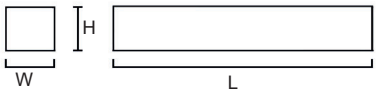

ORDERING CODE	L	W	H
31-ARCHLED S05	500	100	65
31-ARCHLED S06	600	100	65
31-ARCHLED S10	1000	100	65
31-ARCHLED S12	1200	100	65
31-ARCHLED S15	1500	100	65
31-ARCHLED S17	1700	100	65

Dimensions are in mm

ORDERING GUIDE

31-ARCHLED S05-LTP15	830	840	865	15W	31-ARCHLED S12-LTP30	830	840	865	30W
31-ARCHLED S05-LTP20	830	840	865	20W	31-ARCHLED S12-LT*40	830	840	865	40W
31-ARCHLED S06-LTP18	830	840	865	18W	31-ARCHLED S15-LTP50	830	840	865	50W
31-ARCHLED S06-LT*25	830	840	865	25W	31-ARCHLED S15-LT*60	830	840	865	60W
31-ARCHLED S10-LTP25	830	840	865	25W	31-ARCHLED S17-LTP55	830	840	865	55W
31-ARCHLED S10-LT*40	830	840	865	40W	31-ARCHLED S17-LT*65	830	840	865	65W

ORDERING EXAMPLE

31-ARCHLED S05-LTP15-830/IP40

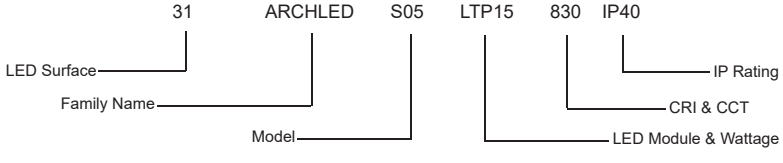

LED SURFACE ARCHLED S05-LTP15-830/IP40

31-GALINA

LED SURFACE



Housing CRCA steel sheet epoxy plyester powder coated in white color RAL9016

Reflector High quality glossy alumi-num

Light Source LED Tube

Benefits

- Uniform light distribution
- Optimum glare control
- Passive cooling
- Single end lamp holder connection
- Double end lamp holder connection as an option



DESCRIPTION

GALINA is a LED troffer luminaire to replace T8 fluorescent lamps available in Diffuser Optics. Similar construction of fluorescent lamps but improved energy and cost saving LED product.

APPLICATION

Schools, Shops, Offices, kitchens, wash rooms

SPECIFICATION

	31-GALINA D		31-GALINA D	
	208 - 8W	408 - 8W	216 - 16W	416 - 16W
Light Source	Philips LED Tube		Philips LED Tube	
LED Driver	Built-in		Built-in	
Wattage	2X8W	4X8W	2X16W	4x16W
Lumen@Source*	2X800 lm	4X800 lm	2X1600 lm	4x1600 lm
CCT**	3000K / 4000K / 6500K		3000K / 4000K / 6500K	
CRI (Ra)	>80 and 5 SDCM		>80 and 5 SDCM	
LED Life	50,000 hrs / L70		50,000 hrs / L70	
Working Ambient Temperature	50°C		50°C	

*Luminous Flux tolerance ±5% / **CCT Tolerance ±5%

Data is subject to change without notice.

POLAR DIAGRAM

Louver (L408)

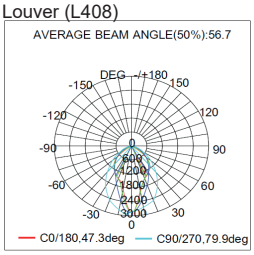



Note:The Curves indicate the illuminated area and the average illumination when the luminaire is at different distance.

Diffuser (D408)

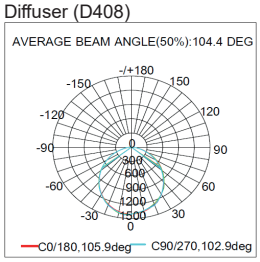



Note:The Curves indicate the illuminated area and the average illumination when the luminaire is at different distance.

ADDITIONAL OPTIONS

EL3 Integrated separate emergency LED module

SCHEMATIC

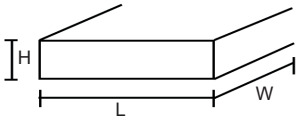

ORDERING CODE	No. of Lamps	L	W	H
31-GALINA-D208-16	2	595	295	120
31-GALINA-D216-32	2	1195	295	120
31-GALINA-D408-32	4	595	595	120
31-GALINA-D416-64	4	1195	595	120

Dimensions are in mm

ORDERING GUIDE

				No. of Lamps	Total Wattage	Total Lumen
31-GALINA-D208-16	830	840	865	2	16W	1600 lm
31-GALINA-D216-32	830	840	865	2	32W	3200 lm
31-GALINA-D408-32	830	840	865	4	32W	3200 lm
31-GALINA-D416-64	830	840	865	4	64W	6400 lm

ORDERING EXAMPLE

31-GALINA-D208-16-830/IP20

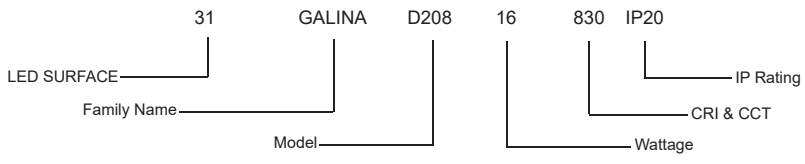

LED SURFACE GALINA-D208-16-830/IP20

31-LEXLED

LED SURFACE



Housing CRCA steel sheet epoxy polyester powder coated in white color RAL9016

Diffuser Clear prismatic UV stabilized

Light Source LED Tube

Benefits

- Instant start
- Enhanced switching cycle
- Long life
- No lamp replacement for 5 years
- No light spoilage



DESCRIPTION

LEXLED is an excellent, economic and efficient enrgy saving product in LED solution for surface and suspension mounting. An extruded UV stabilized polystyrene diffuser along with side end caps snapped on with white color painted steel housing.

APPLICATION

Factories, corridors, industrial areas, department stores.

SPECIFICATION

	31-LEXLED 208 8W	31-LEXLED 216 16W
Light Source	Philips LED Tube	Philips LED Tube
LED Driver	Built-in	Built-in
Wattage	2X8W	2X16W
Lumen@Source*	2X800 lm	2X1600 lm
CCT**	3000K / 4000K / 6500K	3000K / 4000K / 6500K
CRI (Ra)	>80 and 5 SDCM	>80 and 5 SDCM
LED Life	50,000 hrs / L70	50,000 hrs / L70
Working Ambient Temperature	50°C	50°C

*Luminous Flux tolerance ±5% / **CCT Tolerance ±5%

Data is subject to change without notice.

31-LEXLED

LED SURFACE



POLAR DIAGRAM

2x16W

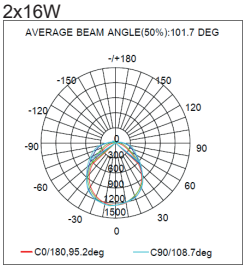

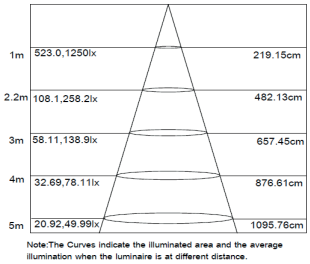

Note:The Curves indicate the illuminated area and the average illumination when the luminaire is at different distance.

ADDITIONAL OPTIONS

EL3	Integrated separate emergency LED module
SUS	Suspension Kit

SCHEMATIC



ORDERING CODE	No. of Lamps	L	W	H
31-LEXLED-208-16	2	620	170	65
31-LEXLED-216-32	2	1240	170	65

Dimensions are in mm

ORDERING GUIDE

				No. of Lamps	Total Wattage	Total Lumen
31-LEXLED-208-16	830	840	865	2	16W	1600 lm
31-LEXLED-216-32	830	840	865	2	32W	3200 lm

ORDERING EXAMPLE

31-LEXLED-208-16-830/IP44

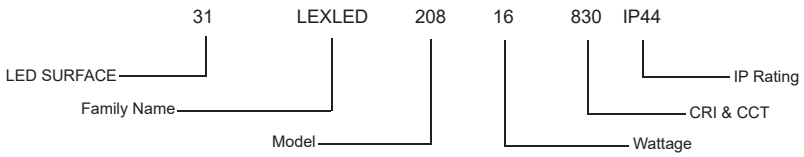

LED SURFACE LEXLED-208-16-830-IP44

31-LEXLED M

LED SURFACE

LITE-TECH
THE ULTIMATE SOLUTION FOR ILLUMINATION

EN 60598 | IP44 | IK05 | F | 220-240V 50 / 60 Hz | PF ≥ 0.9



Housing	CRCA steel sheet epoxy polyester powder coated in white color RAL9016
Diffuser	Clear prismatic UV stabilized
Light Source	Lite-Tech LED module powered by Lumiled
Benefits	- Instant start - Enhanced switching cycle - Long life



DESCRIPTION

LEXLED-M is an excellent, economic and efficient energy saving product in LED solution. An extruded UV stabilized polyesterene diffuser along with side end caps snapped on with white color painted steel housing. Surface and suspension mounting is possible.

APPLICATION

Factories, corridors, industrial areas, department stores.

SPECIFICATION

	31-LEXLED M136 36W	31-LEXLED M236 36W	31-LEXLED M236 60W
LED Chip	Lumiled	Lumiled	Lumiled
LED Driver	Philips	Philips	Philips
Wattage	36W	36W	60W
Lumen@Source*	4680 lm	4680 lm	7800 lm
CCT**	3000K / 4000K / 6500K	3000K / 4000K / 6500K	3000K / 4000K / 6500K
CRI (Ra)	>80 and 3 SDCM	>80 and 3 SDCM	>80 and 3 SDCM
LED Life	50,000 hrs / L70	50,000 hrs / L70	50,000 hrs / L70
Working Ambient Temperature	50°C	50°C	50°C

*Luminous Flux tolerance ±5% / **CCT Tolerance ±5%

Data is subject to change without notice.

31-LEXLED M

LED SURFACE



POLAR DIAGRAM

36W

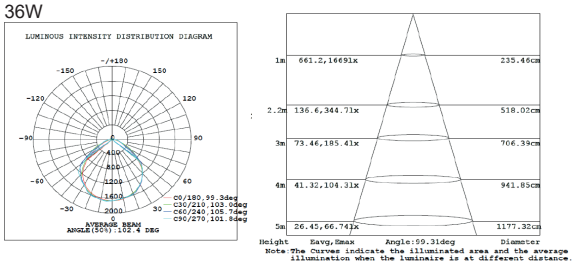

60W

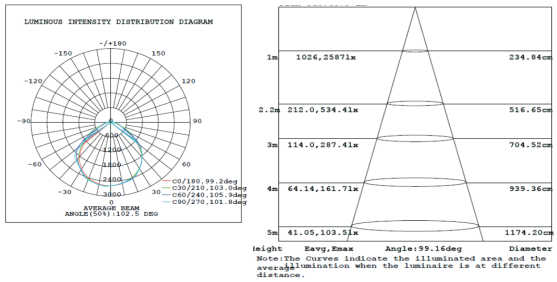

ADDITIONAL OPTIONS

EL3 Emergency Kit - 3 hrs

SUS Suspension Kit

SCHEMATIC



ORDERING CODE	L	W	H
31-LEXLED M136-36	1200	90	85
31-LEXLED M236-36	1240	170	65
31-LEXLED M236-60	1240	170	65

Dimensions are in mm

ORDERING GUIDE

31-LEXLED M136-LTP36-830	36W	31-LEXLED M236-LTP36-830	36W	31-LEXLED M236-LTP60-830	60W
31-LEXLED M136-LTP36-840	36W	31-LEXLED M236-LTP36-840	36W	31-LEXLED M236-LTP60-840	60W
31-LEXLED M136-LTP36-865	36W	31-LEXLED M236-LTP36-865	36W	31-LEXLED M236-LTP60-865	60W

ORDERING EXAMPLE

31-LEXLED M136-LTP36-830/IP44



LED SURFACE LEXLED M136-LTP36-830/IP44

31-LUKAS

LED SURFACE



Housing CRCA steel sheet epoxy polyester powder coated in white color RAL9016

Diffuser Perforated Steel painted with opal flexilens

Light Source Lite-Tech LED module powered by Lumiled

Benefits

- Uniform soft light
- No heat radiation
- No mercury and UV rays
- Cost effective system
- Return on investment within 1.5 years







DESCRIPTION

LUKAS is a LED indirect luminaire to replace T5 and PLL lamp with good energy saving. The soft illumination with low running cost provides comfortable atmosphere to the users.

APPLICATION

Offices, libraries, computer rooms, education premises.

SPECIFICATION

	31-LUKAS 36W
LED Chip	Lumiled
LED Driver	Philips
Wattage	36W
Lumen@Source*	4680 lm
CCT**	3000K / 4000K / 6500K
CRI (Ra)	>80 and 3 SDCM
LED Life	50,000 hrs / L70
Working Ambient Temperature	50°C

*Luminous Flux tolerance ±5% / **CCT Tolerance ±5%

Data is subject to change without notice.



POLAR DIAGRAM

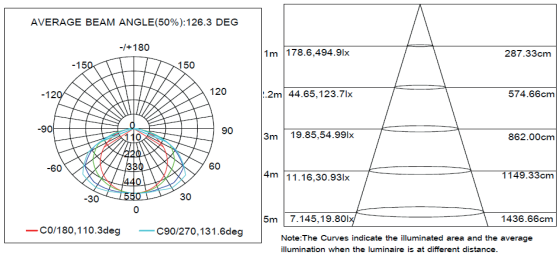

ADDITIONAL OPTIONS

1-10V	Analog Dimming	EL3	Emergenct Kit - 3 hrs
DALI	Digital Dimming		

SCHEMATIC

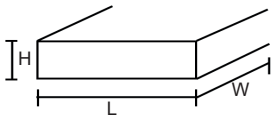

ORDERING CODE	L	W	H
31-LUKAS-36W	595	595	110

Dimensions are in mm

ORDERING GUIDE

31-LUKAS-LTP36-830	36W
31-LUKAS-LTP36-840	36W
31-LUKAS-LTP36-865	36W

ORDERING EXAMPLE

31-LUKAS-LTP36-830/IP20

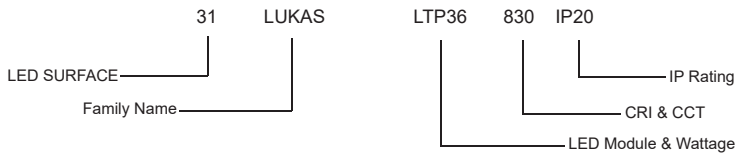

LED SURFACE LUKAS-LTP36-830/IP20

31-LUKAS-LILI

LED SURFACE



Housing CRCA steel sheet epoxy polyester powder coated in white color RAL9016

Diffuser UV stabilized opal finish

Light Source Lite-Tech LED module powered by Lumiled

Benefits

- Uniform soft light
- No heat radiation
- No mercury and UV rays
- Cost effective system
- Return on investment within 1.5 years





DESCRIPTION

LUKAS-LILI is a surface LED direct and indirect luminaire to replace T5 and PLL lamp with good energy saving. The soft illumination with low running cost provides comfortable atmosphere to the users.

APPLICATION

Offices, libraries, computer rooms, education premises.

SPECIFICATION

	31-LUKAS-LILI 36W
LED Chip	Lumiled
LED Driver	Philips
Wattage	36W
Lumen@Source*	4680 lm
CCT**	3000K / 4000K / 6500K
CRI (Ra)	>80 and 3 SDCM
LED Life	50,000 hrs / L70
Working Ambient Temperature	50°C

*Luminous Flux tolerance ±5% / **CCT Tolerance ±5%

Data is subject to change without notice.

31-LUKAS-LILI

LED SURFACE



POLAR DIAGRAM

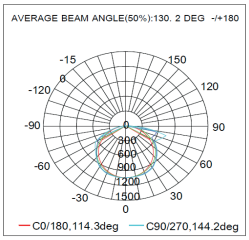

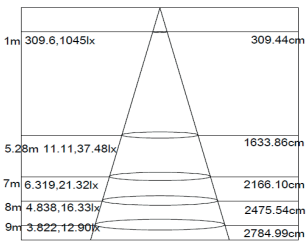

Note:The Curves indicate the illuminated area and the average illumination when the luminaire is at different distance.

ADDITIONAL OPTIONS

1-10V	Analog Dimming	EL3	Emergenct Kit - 3 hrs
DALI	Digital Dimming		

SCHEMATIC

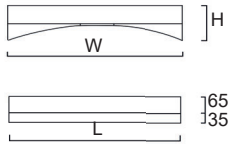

ORDERING CODE	L	W	H
31-LUKAS-LILI-36W	595	595	100

Dimensions are in mm

ORDERING GUIDE

31-LUKAS-LILI-LTP36-830	36W
31-LUKAS-LILI-LTP36-840	36W
31-LUKAS-LILI-LTP36-865	36W

ORDERING EXAMPLE

31-LUKAS-LILI-LTP36-830/IP40

31 LUKAS-LILI LTP36 830 IP40

- 31 — LED SURFACE
- LUKAS-LILI — Family Name
- LTP36 — LED Module & Wattage
- 830 — CRI & CCT
- IP40 — IP Rating

LED SURFACE LUKAS-LILI-LTP36-830/IP40

31-MEDICA-ECO

LED SURFACE

LITE-TECH
THE ULTIMATE SOLUTION FOR ILLUMINATION

EN 60598 | IP65 | IK10 | F | 220-240V 50 / 60 Hz | PF ≥ 0.9



Housing CRCA steel sheet 1.2mm thickness epoxy polyester powder coated in white color RAL9016.

Diffuser High impact resistance polycarbonate material suitable for LED application

Light Source Lite-Tech LED module powered by Lumiled

Benefits

- Reduce maintenance cost compare to flourescent
- Excellent financial return on investment
- Low operational cost
- Economical solution for IP rating requirement from below ceiling
- Vandal proof
- Tamper-resistant specially designed screw







DESCRIPTION

MEDICA ECO is the surface Lite-Tech in-house made LED module applicable for wet area where IP rating is important from below ceiling. Diffuser is placed on aluminum frame with proper silicon sealing to ensure IP rating associated with wireguard to meet required impact resistance.

APPLICATION

Hospitals, health care, laboratories, reception areas, food, detention area and chemical industries.

SPECIFICATION

	31-MEDICA-ECO 18W	31-MEDICA-ECO 35W	31-MEDICA-ECO 44W	31-MEDICA-ECO 60W
LED Chip	Lumiled	Lumiled	Lumiled	Lumiled
LED Driver	Philips	Philips	Philips	Philips
Wattage	18W	35W	44W	60W
Lumen@Source*	2700 lm	5250 lm	6600 lm	9000 lm
CCT**	3000K / 4000K / 6500K	3000K / 4000K / 6500K	3000K / 4000K / 6500K	3000K / 4000K / 6500K
CRI (Ra)	>80 and 3 SDCM	>80 and 3 SDCM	>80 and 3 SDCM	>80 and 3 SDCM
LED Life	50,000 hrs / L70	50,000 hrs / L70	50,000 hrs / L70	50,000 hrs / L70
Working Ambient Temperature	50°C	50°C	50°C	50°C

*Luminous Flux tolerance ±5% / **CCT Tolerance ±5%

Data is subject to change without notice.

31-MEDICA-ECO

LED SURFACE



POLAR DIAGRAM

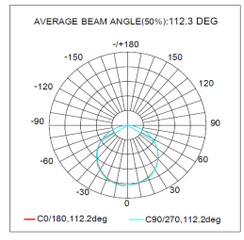



ADDITIONAL OPTIONS

1-10V	Analog Dimming
DALI	Digital Dimming
EL3	Emergency Kit - 3 hrs

SCHEMATIC

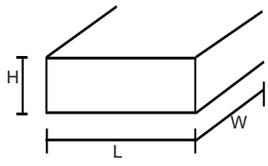

ORDERING CODE	L	W	H
31-MEDICA-ECO-18	600	300	85
31-MEDICA-ECO-35	1200	300	85
31-MEDICA-ECO-44	1200	300	85
31-MEDICA-ECO-60	1200	300	85

Dimensions are in mm

ORDERING GUIDE

31-MEDICA-ECO-LTP18-830	18W	31-MEDICA-ECO-LTP35-830	35W	31-MEDICA-ECO-LTP44-830	44W
31-MEDICA-ECO-LTP18-840	18W	31-MEDICA-ECO-LTP35-840	35W	31-MEDICA-ECO-LTP44-840	44W
31-MEDICA-ECO-LTP18-865	18W	31-MEDICA-ECO-LTP35-865	35W	31-MEDICA-ECO-LTP44-865	44W

31-MEDICA-ECO-LTP60-830	60W
31-MEDICA-ECO-LTP60-840	60W
31-MEDICA-ECO-LTP60-865	60W

ORDERING EXAMPLE

31-MEDICA-ECO-LTP18-830-IP65

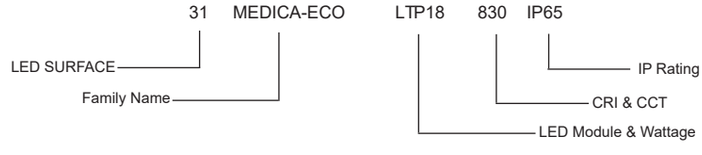

LED SURFACE MEDICA-ECO-LTP18-830/IP65

31-MEDICA

LED SURFACE

LITE-TECH
THE ULTIMATE SOLUTION FOR ILLUMINATION

EN 60598 | IP65 | IK05 | F | 220-240V 50 / 60 Hz | PF ≥ 0.9



Housing CRCA steel sheet epoxy polyester powder coated in white color RAL9016

Diffuser
- Clear acrylic + Prismatic opal (P)
- Tempered glass + Prismatic opal (G)

Light Source Lite-Tech LED module powered by Lumiled

Benefits
- Easy to clean
- Dust free luminaire
- Reduce maintenance cost compare to flourescent
- Low operational cost
- Comfortable light to the patients
- Double square module available for better uniformity









DESCRIPTION

The MEDICA is the SURFACE LED linear module powered by Lumiled delivering high energy efficiency compared with the flourescent and visualy appealing without being intrusive.

APPLICATION

Hospitals, health care, hygienic areas, sterile rooms, laboratories, food and chemical industries.

SPECIFICATION

	31-MEDICA (P / G) - 40W	31-MEDICA (P / G) - 40W 4X1	31-MEDICA (P / G) - 75W 4X2
LED Chip	Lumiled	Lumiled	Lumiled
LED Driver	Philips	Philips	Philips
Wattage	40W	40W	75W
Lumen@Source*	5200 lm	5200 lm	9750 lm
CCT**	3000K / 4000K / 6500K	3000K / 4000K / 6500K	3000K / 4000K / 6500K
CRI (Ra)	>80 and 3 SDCM	>80 and 3 SDCM	>80 and 3 SDCM
LED Life	50,000 hrs / L70	50,000 hrs / L70	50,000 hrs / L70
Working Ambient Temperature	50°C	50°C	50°C

*Luminous Flux tolerance ±5% / **CCT Tolerance ±5%

Data is subject to change without notice.

31-MEDICA

LED SURFACE



POLAR DIAGRAM

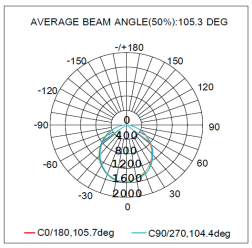

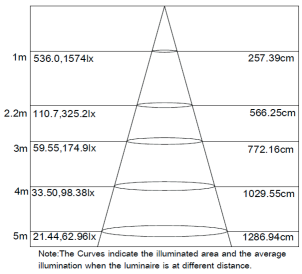

Note:The Curves indicate the illuminated area and the average illumination when the luminaire is at different distance.

ADDITIONAL OPTIONS

1-10V	Analog Dimming	EL3	Emergenct Kit - 3 hrs
DALI	Digital Dimming	AB	Anti-Bacterial Powder Coating

SCHEMATIC

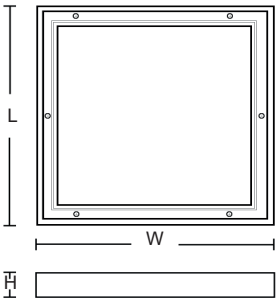

ORDERING CODE	L	W	H
31-MEDICA-(P / G)-40W	595	595	85
31-MEDICA-(P / G)-40W (4X1)	1200	300	85
31-MEDICA-(P / G)-75W (4X2)	1200	600	85

Dimensions are in mm

ORDERING GUIDE

31-MEDICA-P-aa*40	830	840	865	40W
31-MEDICA-P-aa*40 (4X1)	830	840	865	40W
31-MEDICA-P-aa*75 (4X2)	830	840	865	75W
31-MEDICA-G-aa*40	830	840	865	40W
31-MEDICA-P-aa*40 (4X1)	830	840	865	40W
31-MEDICA-P-aa*75 (4X2)	830	840	865	75W

aa

LT	- Standard Module
DS	- Double Square Module

ORDERING EXAMPLE

31-MEDICA-P-LTP40-830/IP65

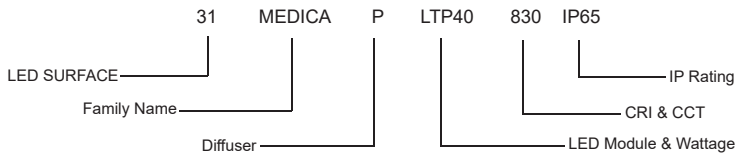

LED SURFACE MEDICA-P-LTP40-830/IP65

31-MIROLED

LED MIRROR LIGHT



Housing	Aluminum extruded
Diffuser	Opal
Light Source	Lite-Tech LED module powered by Lumiled
Benefits	- Instant start - Enhanced switching cycle - Long life - No maintenance for 5 years - No light spill



DESCRIPTION

MIROLED is a surface mounted mirror light is a perfect accessory for any bathroom. Having a smooth exterior in addition to energy saving LED module creates a simple yet modern look.

APPLICATION

Bathrooms, dressing rooms, hallways

SPECIFICATION

	31-MIROLED 4040 15W
LED Chip	Lumiled
LED Driver	Philips
Wattage	15W
Lumen@Source*	1950 lm
CCT**	3000K / 4000K / 6500K
CRI (Ra)	>80 and 3 SDCM
LED Life	50,000 hrs / L70
Working Ambient Temperature	50°C

*Luminous Flux tolerance ±5% / **CCT Tolerance ±5%

Data is subject to change without notice.

31-MIROLED

LED MIRROR LIGHT



POLAR DIAGRAM

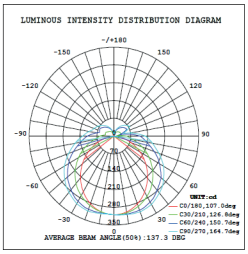

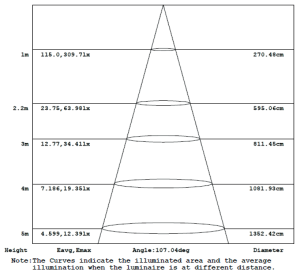

ADDITIONAL OPTIONS

SS Shaver Socket



SCHEMATIC

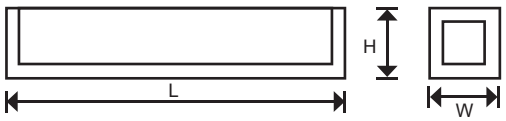

ORDERING CODE	L	W	H
31-MIROLED-4040	595	40	55

Dimensions are in mm

ORDERING GUIDE

31-MIROLED-4040-LTP15-830	15W
31-MIROLED-4040-LTP15-840	15W
31-MIROLED-4040-LTP15-865	15W

ORDERING EXAMPLE

31-MIROLED-4040-LTP15-830/IP44

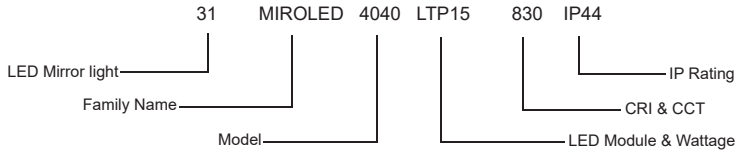

LED MIRROR LIGHT MIROLED-4040-LTP15-830/IP44

31-SNOWPLAN

LITE-TECH
THE ULTIMATE SOLUTION FOR ILLUMINATION

LED SURFACE

EN 60598 | IP44 | IK05 | F | 220-240V 50 / 60 Hz | PF ≥ 0.9





Housing CRCA steel sheet epoxy polyester powder coated in white color RAL9016

Diffuser High quality opal diffuser increases light transmission and eliminate the pixelization, place on extruded aluminum frame which looks aesthetically good without any joint marks.

Light Source Lite-Tech LED module powered by Lumiled

Benefits

- Integrated LED Technology
- Homogeneous light output in low depth of housing
- Easiest method of thermal management
- Slim square housing
- Operational cost savings

DESCRIPTION

SNOWPLAN luminaire delivering high energy efficiency compared with the flourescent and visually appealing without being intrusive.

APPLICATION

For innovative prestigious lighting or auxiliary lighting in retail areas, foyers, corridors, office areas, conference rooms, hotels, restaurants and living spaces.

SPECIFICATION

	31-SNOWPLAN 40W	31-SNOWPLAN 40W 4X1	31-SNOWPLAN 75W - 4X2
LED Chip	Lumiled	Lumiled	Lumiled
LED Driver	Philips	Philips	Philips
Wattage	40W	40W	75W
Lumen@Source*	5200 lm	5200 lm	9750 lm
CCT**	3000K / 4000K / 6500K	3000K / 4000K / 6500K	3000K / 4000K / 6500K
CRI (Ra)	>80 and 3 SDCM	>80 and 3 SDCM	>80 and 3 SDCM
LED Life	50,000 hrs / L70	50,000 hrs / L70	50,000 hrs / L70
Working Ambient Temperature	50°C	50°C	50°C

*Luminous Flux tolerance ±5% / **CCT Tolerance ±5%

Data is subject to change without notice.

31-SNOWPLAN

LED SURFACE



POLAR DIAGRAM

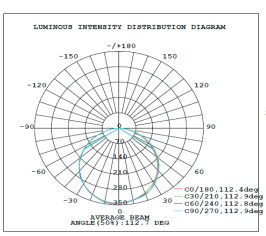

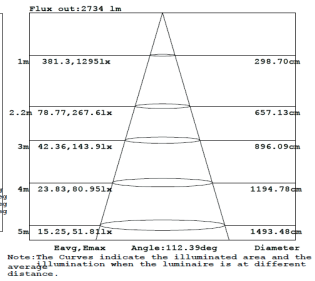

Note:The Curves indicate the illuminated area and the average illumination when the luminaire is at different distance.

ADDITIONAL OPTIONS

1-10V	Analog Dimming	EL3	Emergenct Kit - 3 hrs
DALI	Digital Dimming		

SCHEMATIC

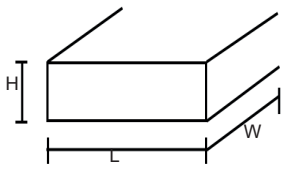

ORDERING CODE	L	W	H
31-SNOWPLAN-40	595	595	65
31-SNOWPLAN-40 4X1	1200	300	65
31-SNOWPLAN-75 4X2	1200	600	65

Dimensions are in mm

ORDERING GUIDE

31-SNOWPLAN-LTP40-830	40W	31-SNOWPLAN-LTP40-830 4X1	40W	31-SNOWPLAN-LTP75-830 4X2	75W
31-SNOWPLAN-LTP40-840	40W	31-SNOWPLAN-LTP40-840 4X1	40W	31-SNOWPLAN-LTP75-840 4X2	75W
31-SNOWPLAN-LTP40-865	40W	31-SNOWPLAN-LTP40-865 4X1	40W	31-SNOWPLAN-LTP75-865 4X2	75W

ORDERING EXAMPLE

31-SNOWPLAN-LTP40-830/IP44

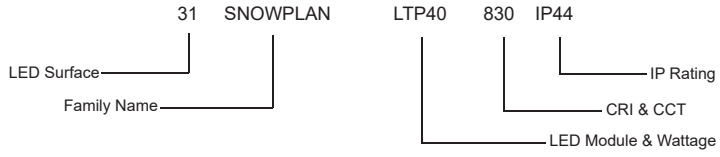

LED SURFACE SNOWPLAN-LTP40-830/IP44





LED ALUMINUM PROFILE

30-ARCHLED 6232

LED RECESSED MODULAR

LITE-TECH
THE ULTIMATE SOLUTION FOR ILLUMINATION

EN 60598 | IP44 | IK05 | F | 220-240V 50 / 60 Hz | PF ≥ 0.9





Housing High purity extruded aluminum and anodized surface

Diffuser Frosted semi-opal polycarbonate roll diffuser for continous mounting

Light Source Lite-Tech LED module powered by Lumiled

Benefits
- Aesthetic design
- Comfortable lighting appearance
- High efficacy
- Good look in corporate office





DESCRIPTION

ARCHLED 6232 is an LED luminaire range that reflects the trend to miniaturization and architectural integration. Excellent optical performance using optical covers for optimum visual comfort and efficiency.

APPLICATION

Very versatile and can be used in a number of lighting applications such as office areas, Commercial spaces, corridors.

SPECIFICATION

	30-ARCHLED 6232 A06		30-ARCHLED 6232 A10		30-ARCHLED 6232 A12		30-ARCHLED 6232 A15		30-ARCHLED 6232 A18	
	15W	20W	20W	36W	30W	40W	45W	60W	60W	75W
LED Chip	Lumiled		Lumiled		Lumiled		Lumiled		Lumiled	
LED Driver	Philips		Philips		Philips		Philips		Philips	
Wattage	15W	20W	20W	36W	30W	40W	45W	60W	60W	75W
Lumen@Source*	1950 lm	2600 lm	2600 lm	4680 lm	3900 lm	5200 lm	5850 lm	7800 lm	7800 lm	9750 lm
CCT**	3000K / 4000K / 6500K		3000K / 4000K / 6500K		3000K / 4000K / 6500K		3000K / 4000K / 6500K		3000K / 4000K / 6500K	
CRI (Ra)	>80 and 3 SDCM		>80 and 3 SDCM		>80 and 3 SDCM		>80 and 3 SDCM		>80 and 3 SDCM	
LED Life	50,000 hrs / L70		50,000 hrs / L70		50,000 hrs / L70		50,000 hrs / L70		50,000 hrs / L70	
Working Ambient Temperature	50°C		50°C		50°C		50°C		50°C	

*Luminous Flux tolerance ±5% / **CCT Tolerance ±5%

Data is subject to change without notice.

30-ARCHLED 6232

LED RECESSED MODULAR



POLAR DIAGRAM

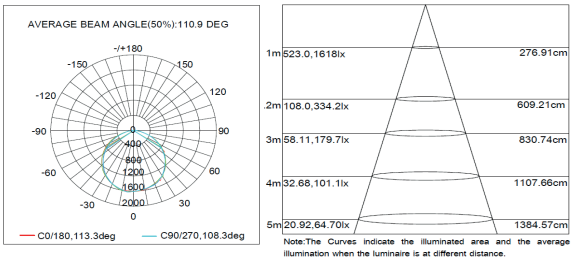

ADDITIONAL OPTIONS

1-10V	Analog Dimming	DALI	Digital Dimming
EL3	Emergency Kit - 3hrs		

SCHEMATIC

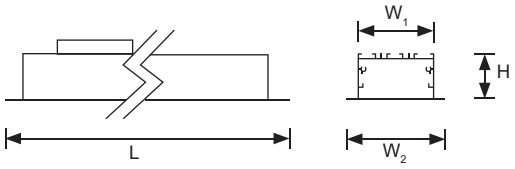



ORDERING CODE	L	W_1	W_2	H
30-ARCHLED 6232-A06	600	50	62	32
30-ARCHLED 6232-A10	1000	50	62	32
30-ARCHLED 6232-A12	1200	50	62	32
30-ARCHLED 6232-A15	1500	50	62	32
30-ARCHLED 6232-A18	1800	50	62	32

Dimensions are in mm

ORDERING GUIDE

30-ARCHLED 6232-A06-LTP15	830	840	865	15W
30-ARCHLED 6232-A06-LTP20	830	840	865	20W
30-ARCHLED 6232-A10-LTP20	830	840	865	20W
30-ARCHLED 6232-A10-LTP36	830	840	865	36W
30-ARCHLED 6232-A12-LTP30	830	840	865	30W
30-ARCHLED 6232-A12-LTP40	830	840	865	40W
30-ARCHLED 6232-A15-LTP45	830	840	865	45W
30-ARCHLED 6232-A15-LTP60	830	840	865	60W
30-ARCHLED 6232-A18-LTP60	830	840	865	60W
30-ARCHLED 6232-A18-LTP75	830	840	865	75W

ORDERING EXAMPLE

30-ARCHLED 6232-A06-LTP15-830/IP44

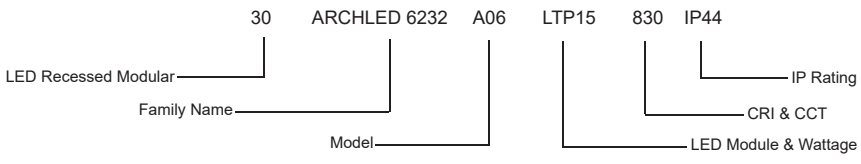

LED RECESSED MODULAR ARCHLED 6232-A06-LTP15-830/IP44

30-ARCHLED 9035

LED RECESSED MODULAR

LITE-TECH
THE ULTIMATE SOLUTION FOR ILLUMINATION

EN 60598 | IP44 | IK05 | F | 220-240V 50 / 60 Hz | PF ≥ 0.9



Housing High purity extruded aluminum and anodized surface

Diffuser Frosted semi-opal polycarbonate

Light Source Lite-Tech LED module powered by Lumiled

Benefits
- Aesthetic design
- Comfortable lighting appearance
- High efficacy
- Good look in corporate office



DESCRIPTION

ARCHLED 9035 is an LED luminaire range that reflects the trend to miniaturization and architectural integration. Excellent optical performance using optical covers for optimum visual comfort and efficiency.

APPLICATION

Very versatile and can be used in a number of lighting applications such as office areas, Commercial spaces, corridors.

SPECIFICATION

	30-ARCHLED 9035 A06		30-ARCHLED 9035 A12		30-ARCHLED 9035 A15		30-ARCHLED 9035 A18		30-ARCHLED 9035 A24
	15W	20W	30W	40W	45W	60W	60W	75W	100W
LED Chip	Lumiled		Lumiled		Lumiled		Lumiled		Lumiled
LED Driver	Philips		Philips		Philips		Philips		Philips
Wattage	15W	20W	30W	40W	45W	60W	60W	75W	100W
Lumen@Source*	1950 lm	2600 lm	3900 lm	5200 lm	5850 lm	7800 lm	7800 lm	9750 lm	13000 lm
CCT**	3000K / 4000K / 6500K		3000K / 4000K / 6500K		3000K / 4000K / 6500K		3000K / 4000K / 6500K		3000K / 4000K / 6500K
CRI (Ra)	>80 and 3 SDCM		>80 and 3 SDCM		>80 and 3 SDCM		>80 and 3 SDCM		>80 and 3 SDCM
LED Life	50,000 hrs / L70		50,000 hrs / L70		50,000 hrs / L70		50,000 hrs / L70		50,000 hrs / L70
Working Ambient Temperature	50°C		50°C		50°C		50°C		50°C

*Luminous Flux tolerance ±5% / **CCT Tolerance ±5%

Data is subject to change without notice.

30-ARCHLED 9035

LED RECESSED MODULAR



POLAR DIAGRAM

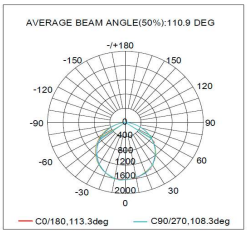

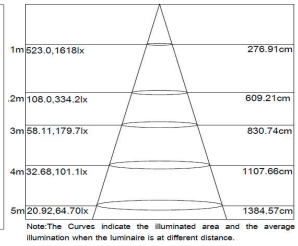

Note:The Curves indicate the illuminated area and the average illumination when the luminaire is at different distance.

ADDITIONAL OPTIONS

1-10V Analog Dimming

DALI Digital Dimming

EL3 Emergency Kit - 3hrs

SCHEMATIC

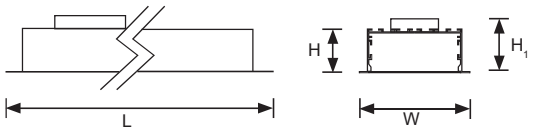



ORDERING CODE	L	W	H	H_1
30-ARCHLED 9035-A06	600	90	35	58
30-ARCHLED 9035-A12	1200	90	35	58
30-ARCHLED 9035-A15	1500	90	35	58
30-ARCHLED 9035-A18	1800	90	35	58
30-ARCHLED 9035-A24	2400	90	35	58

Dimensions are in mm

ORDERING GUIDE

30-ARCHLED 9035-A06-LTP15	830	840	865	15W	30-ARCHLED 9035-A18-LTP60	830	840	865	60W
30-ARCHLED 9035-A06-LTP20	830	840	865	20W	30-ARCHLED 9035-A18-LTP75	830	840	865	75W
30-ARCHLED 9035-A12-LTP30	830	840	865	30W	30-ARCHLED 9035-A24-LTP100	830	840	865	100W
30-ARCHLED 9035-A12-LTP40	830	840	865	40W					
30-ARCHLED 9035-A15-LTP45	830	840	865	45W					
30-ARCHLED 9035-A15-LTP60	830	840	865	60W					

ORDERING EXAMPLE

30-ARCHLED 9035-A06-LTP15-830/IP44

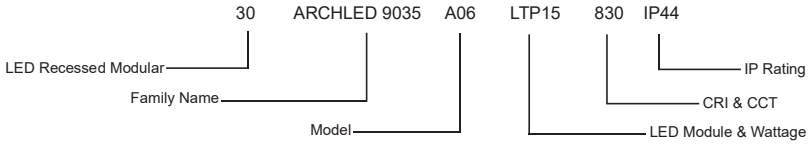

LED RECESSED MODULAR ARCHLED 9035-A06-LTP15-830/IP44

31-ARCHLED 5075

LITE-TECH
THE ULTIMATE SOLUTION FOR ILLUMINATION

LED SURFACE

EN 60598 | IP44 | IK05 | F | 220-240V 50 / 60 Hz | PF ≥ 0.9



Housing	High purity extruded aluminum and anodized surface
Diffuser	Frosted semi-opal polycarbonate
Light Source	Lite-Tech LED module powered by Lumiled
Benefits	- Aesthetic design - Comfortable lighting appearance - High efficacy - Good look in corporate office



DESCRIPTION

The ARCHLED 5075 Linear Light Fixture is an extremely versatile solution for many indoor lighting needs. It is scalable sheet fixtures that can be both added to and moved along and are available in various lengths. Applicable in areas that require high performance such as galleries and retail areas. With a state of the art manufacturing process which convert this luminaire as a linear continuous mounting.

APPLICATION

Very versatile and can be used in a number of lighting applications such as office areas, Commercial spaces, corridors.

SPECIFICATION

	31-ARCHLED 5075 A06		31-ARCHLED 5075 A12		31-ARCHLED 5075 A15		31-ARCHLED 5075 A18		31-ARCHLED 5075 A24
	15W	20W	30W	40W	45W	60W	60W	75W	100W
LED Chip	Lumiled		Lumiled		Lumiled		Lumiled		Lumiled
LED Driver	Philips		Philips		Philips		Philips		Philips
Wattage	15W	20W	30W	40W	45W	60W	60W	75W	100W
Lumen@Source*	1950 lm	2600 lm	3900 lm	5200 lm	5850 lm	7800 lm	7800 lm	9750 lm	13000 lm
CCT**	3000K / 4000K / 6500K		3000K / 4000K / 6500K		3000K / 4000K / 6500K		3000K / 4000K / 6500K		3000K / 4000K / 6500K
CRI (Ra)	>80 and 3 SDCM		>80 and 3 SDCM		>80 and 3 SDCM		>80 and 3 SDCM		>80 and 3 SDCM
LED Life	50,000 hrs / L70		50,000 hrs / L70		50,000 hrs / L70		50,000 hrs / L70		50,000 hrs / L70
Working Ambient Temperature	50°C		50°C		50°C		50°C		50°C

*Luminous Flux tolerance ±5% / **CCT Tolerance ±5%

Data is subject to change without notice.

31-ARCHLED 5075

LED SURFACE



POLAR DIAGRAM

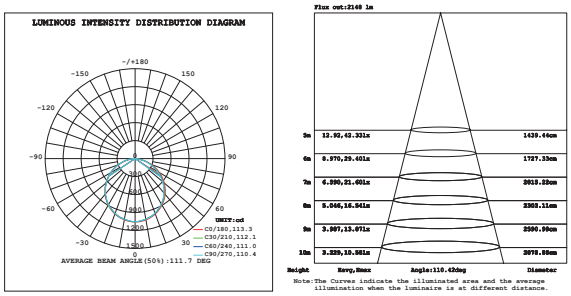

ADDITIONAL OPTIONS

1-10V	Analog Dimming	CM	Accessories for continuous mounting
DALI	Digital Dimming	SUS	Suspension Kit
EL3	Emergency Kit - 3hrs		White

SCHEMATIC

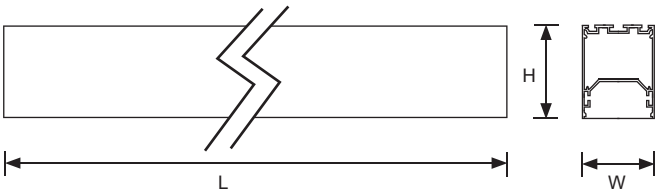

ORDERING CODE	L	W	H
31-ARCHLED 5075-A06	600	50	75
31-ARCHLED 5075-A12	1200	50	75
31-ARCHLED 5075-A15	1500	50	75
31-ARCHLED 5075-A18	1800	50	75
31-ARCHLED 5075-A24	2400	50	75

Dimensions are in mm

ORDERING GUIDE

31-ARCHLED 5075-A06-LTP15	830	840	865	15W	31-ARCHLED 5075-A18-LTP60	830	840	865	60W
31-ARCHLED 5075-A06-LTP20	830	840	865	20W	31-ARCHLED 5075-A18-LTP75	830	840	865	75W
31-ARCHLED 5075-A12-LTP30	830	840	865	30W	31-ARCHLED 5075-A24-LTP100	830	840	865	100W
31-ARCHLED 5075-A12-LTP40	830	840	865	40W					
31-ARCHLED 5075-A15-LTP45	830	840	865	45W					
31-ARCHLED 5075-A15-LTP60	830	840	865	60W					

ORDERING EXAMPLE

31-ARCHLED 5075-A06-LTP15-830/IP44

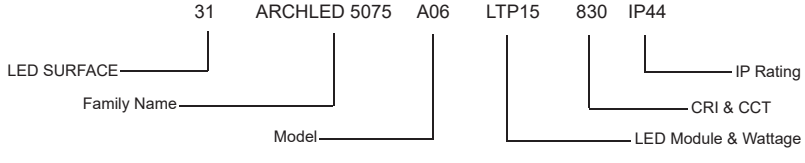

LED SURFACE ARCHLED 5075-A06-LTP15-830/IP44

31-ARCHLED 7575

LED SURFACE

EN 60598 | IP44 | IK05 | F | 220-240V 50 / 60 Hz | PF ≥ 0.9



Housing	High purity extruded aluminum and anodized surface
Diffuser	Frosted semi-opal polycarbonate
Light Source	Lite-Tech LED module powered by Lumiled
Benefits	- Aesthetic design - Comfortable lighting appearance - High efficacy - Good look in corporate office



Suspension Kit





DESCRIPTION

The ARCHLED 7575 Linear Light Fixture is an extremely versatile solution for many indoor lighting needs. It is scalable sheet fixtures that can be both added to and moved along and are available in various lengths. Applicable in areas that require high performance such as galleries and retail areas. With a state of the art manufacturing process which convert this luminaire as a linear continuous mounting.

APPLICATION

Very versatile and can be used in a number of lighting applications such as office areas, Commercial spaces, corridors.

SPECIFICATION

	31-ARCHLED A06 7575		31-ARCHLED A12 7575		31-ARCHLED A15 7575		31-ARCHLED A18 7575		31-ARCHLED A24 7575
	15W	20W	30W	40W	45W	60W	60W	75W	100W
LED Chip	Lumiled		Lumiled		Lumiled		Lumiled		Lumiled
LED Driver	Philips		Philips		Philips		Philips		Philips
Wattage	15W	20W	30W	40W	45W	60W	60W	75W	100W
Lumen@Source*	1950 lm	2600 lm	3900 lm	5200 lm	5850 lm	7800 lm	7800 lm	9750 lm	13000 lm
CCT**	3000K / 4000K / 6500K		3000K / 4000K / 6500K		3000K / 4000K / 6500K		3000K / 4000K / 6500K		3000K / 4000K / 6500K
CRI (Ra)	>80 and 3 SDCM		>80 and 3 SDCM		>80 and 3 SDCM		>80 and 3 SDCM		>80 and 3 SDCM
LED Life	50,000 hrs / L70		50,000 hrs / L70		50,000 hrs / L70		50,000 hrs / L70		50,000 hrs / L70
Working Ambient Temperature	50°C		50°C		50°C		50°C		50°C

*Luminous Flux tolerance ±5% / **CCT Tolerance ±5%

Data is subject to change without notice.

31-ARCHLED 7575

LED SURFACE



POLAR DIAGRAM

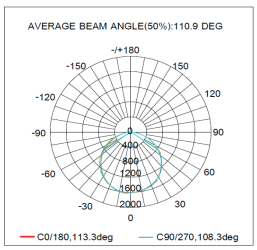

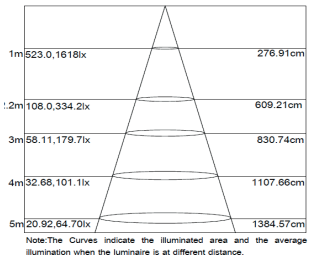

ADDITIONAL OPTIONS

1-10V	Analog Dimming	CM	Accessories for continuous mounting
DALI	Digital Dimming	SUS	Suspension Kit
EL3	Emergency Kit - 3hrs		

SCHEMATIC

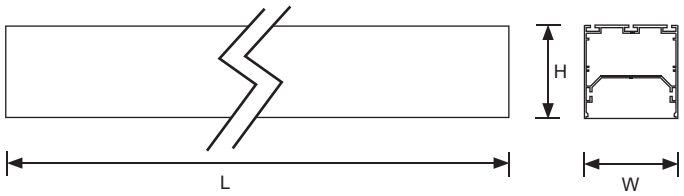

ORDERING CODE	L	W	H
31-ARCHLED 7575-A06	600	75	75
31-ARCHLED 7575-A12	1200	75	75
31-ARCHLED 7575-A15	1500	75	75
31-ARCHLED 7575-A18	1800	75	75
31-ARCHLED 7575-A24	2400	75	75

Dimensions are in mm

ORDERING GUIDE

31-ARCHLED 7575-A06-LTP15	830	840	865	15W	31-ARCHLED 7575-A18-LTP60	830	840	865	60W
31-ARCHLED 7575-A06-LTP20	830	840	865	20W	31-ARCHLED 7575-A18-LTP75	830	840	865	75W
31-ARCHLED 7575-A12-LTP30	830	840	865	30W	31-ARCHLED 7575-A24-LTP100	830	840	865	100W
31-ARCHLED 7575-A12-LTP40	830	840	865	40W					
31-ARCHLED 7575-A15-LTP45	830	840	865	45W					
31-ARCHLED 7575-A15-LTP60	830	840	865	60W					

ORDERING EXAMPLE

31-ARCHLED 7575-A06-LTP15-830/IP44

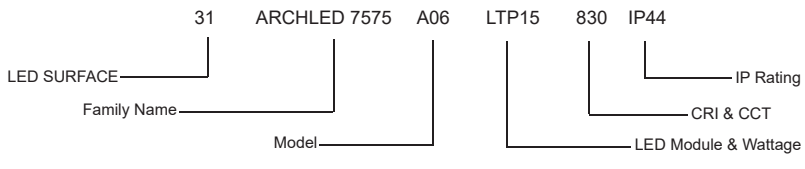

LED SURFACE ARCHLED 7575-A06-LTP15-830/IP44

31-ARCHLED 10075

LED SURFACE

LITE-TECH
THE ULTIMATE SOLUTION FOR ILLUMINATION

EN 60598 | IP44 | IK05 | F | 220-240V 50 / 60 Hz | PF ≥ 0.9



Housing	High purity extruded aluminum and anodized surface
Diffuser	Frosted semi-opal polycarbonate
Light Source	Lite-Tech LED module powered by Lumiled
Benefits	- Aesthetic design - Comfortable lighting appearance - High efficacy - Good look in corporate office



Suspension Kit





DESCRIPTION

The ARCHLED 10075 Linear Light Fixture is an extremely versatile solution for many indoor lighting needs. It is scalable sheet fixtures that can be both added to and moved along and are available in various lengths. Applicable in areas that require high performance such as galleries and retail areas. With a state of the art manufacturing process which convert this luminaire as a linear continuous mounting.

APPLICATION

Very versatile and can be used in a number of lighting applications such as office areas, Commercial spaces, corridors.

SPECIFICATION

	31-ARCHLED 10075 A06		31-ARCHLED 10075 A12		31-ARCHLED 10075 A15		31-ARCHLED 10075 A18		31-ARCHLED 10075 A24
	15W	20W	30W	40W	45W	60W	60W	75W	100W
LED Chip	Lumiled		Lumiled		Lumiled		Lumiled		Lumiled
LED Driver	Philips		Philips		Philips		Philips		Philips
Wattage	15W	20W	30W	40W	45W	60W	60W	75W	100W
Lumen@Source*	1950 lm	2600 lm	3900 lm	5200 lm	5850 lm	7800 lm	7800 lm	9750 lm	13000 lm
CCT**	3000K / 4000K / 6500K		3000K / 4000K / 6500K		3000K / 4000K / 6500K		3000K / 4000K / 6500K		3000K / 4000K / 6500K
CRI (Ra)	>80 and 3 SDCM		>80 and 3 SDCM		>80 and 3 SDCM		>80 and 3 SDCM		>80 and 3 SDCM
LED Life	50,000 hrs / L70		50,000 hrs / L70		50,000 hrs / L70		50,000 hrs / L70		50,000 hrs / L70
Working Ambient Temperature	50°C		50°C		50°C		50°C		50°C

*Luminous Flux tolerance ±5% / **CCT Tolerance ±5%

Data is subject to change without notice.

31-ARCHLED 10075

LED SURFACE



POLAR DIAGRAM

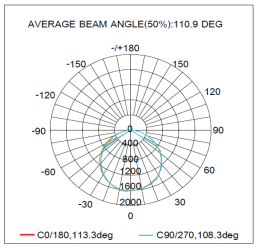

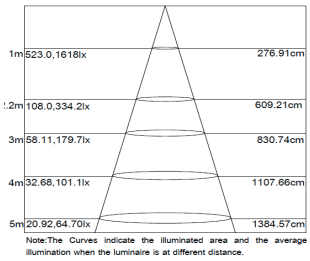

ADDITIONAL OPTIONS

1-10V	Analog Dimming	CM	Accessories for continuous mounting
DALI	Digital Dimming	SUS	Suspension Kit
EL3	Emergency Kit - 3hrs		

SCHEMATIC

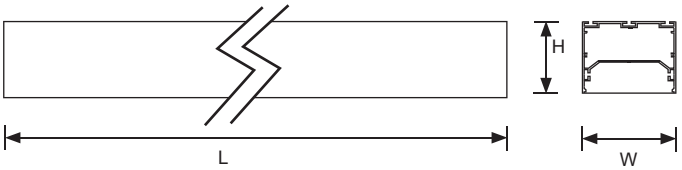

ORDERING CODE	L	W	H
31-ARCHLED 10075-A06	600	100	75
31-ARCHLED 10075-A12	1200	100	75
31-ARCHLED 10075-A15	1500	100	75
31-ARCHLED 10075-A18	1800	100	75
31-ARCHLED 10075-A24	2400	100	75

Dimensions are in mm

ORDERING GUIDE

31-ARCHLED 10075-A06-LTP15	830	840	865	15W
31-ARCHLED 10075-A06-LTP20	830	840	865	20W
31-ARCHLED 10075-A12-LTP30	830	840	865	30W
31-ARCHLED 10075-A12-LTP40	830	840	865	40W
31-ARCHLED 10075-A15-LTP45	830	840	865	45W
31-ARCHLED 10075-A15-LTP60	830	840	865	60W
31-ARCHLED 10075-A18-LTP60	830	840	865	60W
31-ARCHLED 10075-A18-LTP75	830	840	865	75W
31-ARCHLED 10075-A24-LTP100	830	840	865	100W

ORDERING EXAMPLE

31-ARCHLED 10075-A06-LTP15-830/IP44

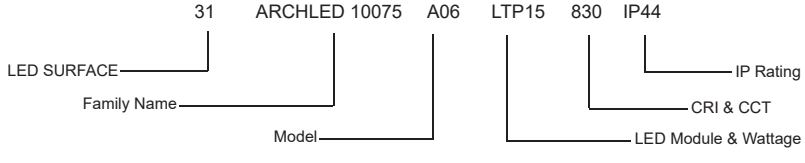

LED SURFACE ARCHLED 10075-A06-LTP15-830/IP44

31-ARCHLED D60

LED SUSPENDED



Housing	6063-T5 Aluminum
Diffuser	Opal polycarbonate
Light Source	Lite-Tech LED module powered by Lumiled
Benefits	- Aesthetic design - Comfortable lighting appearance - Easy to install - Good heat dissipation - Length can be customized

DESCRIPTION

The ARCHLED D60 Linear Light Fixture is an extremely versatile solution for many indoor lighting needs. It is scalable sheet fixtures that can be both added to and moved along and are available in various lengths. Applicable in areas that require high performance such as galleries and retail areas. With a state of the art manufacturing process which convert this luminaire as a linear continuous mounting.

APPLICATION

Widely used for office halls

SPECIFICATION

	31-ARCHLED D60 36W
LED Chip	Lumiled
LED Driver	Philips
Wattage	36W
Lumen@Source*	4680 lm
CCT**	3000K / 4000K / 6500K
CRI (Ra)	>80 and 3 SDCM
LED Life	50,000 hrs / L70
Working Ambient Temperature	50°C

*Luminous Flux tolerance ±5% / **CCT Tolerance ±5%

Data is subject to change without notice.

31-ARCHLED D60

LED SUSPENDED



SCHEMATIC

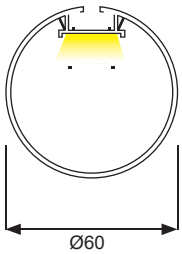

CODE	LENGTH
A12	1200
A20	2000

Dimensions are in mm

ORDERING GUIDE

31-ARCHLED D60-A12-LTP36-830	36W	31-ARCHLED D60-A20-LTP36-830	36W
31-ARCHLED D60-A12-LTP36-840	36W	31-ARCHLED D60-A20-LTP36-840	36W
31-ARCHLED D60-A12-LTP36-865	36W	31-ARCHLED D60-A20-LTP36-865	36W

ORDERING EXAMPLE

31-ARCHLED D60-A20-LTP36-830/IP20

31	ARCHLED-D60	A20	LTP36	830	IP20
LED Suspended	Family Name	Model	Module X Wattage	CRI & CCT	IP Rating

LED Suspended ARCHLED D60-A20-LTP36-830/IP20




LED SPOT LIGHT

32-27COB

LED SPOTLIGHT

LITE-TECH
THE ULTIMATE SOLUTION FOR ILLUMINATION

EN 60598 | IP44 | IK04 | F | 220-240V 50 / 60 Hz | PF ≥ 0.9



Round (R)



Square (S)

Housing	Aluminum alloy
Reflector	Aluminum
Diffuser	Clear acrylic PC
Light Source	COB LED
Benefits	- Breakthrough system cost - Good quality and light performance - Available in round and square options





DESCRIPTION

A recessed mounted, cost-effective, integrated LED spotlight module with good quality of light that's easy to suit any application.

APPLICATION

Can be used in a wide range of applications from Residential to Commercial spaces.

SPECIFICATION

	32-27COB 9W
LED Chip	Evercore / Philips
LED Driver	Philips
Wattage	9W
Lumen@Source*	1170 lm
Beam Angle	22°
CCT**	3000K / 4000K / 6500K
CRI (Ra)	>80 and 3 SDCM
LED Life	50,000 hrs / L70
Working Ambient Temperature	50°C

*Luminous Flux tolerance ±5% / **CCT Tolerance ±5%

Data is subject to change without notice.

32-27COB

LED SPOTLIGHT



POLAR DIAGRAM

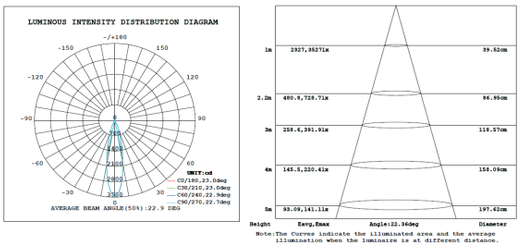

ADDITIONAL OPTIONS

DALI Digital Dimming

EL3 Emergency Kit - 3 hrs

SCHEMATIC

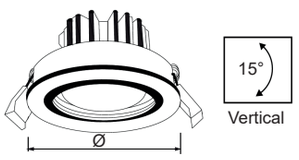

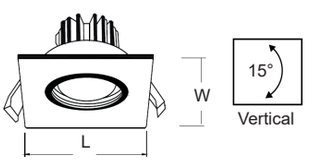

ORDERING CODE	Ø	H	cut-out Ø
32-27COB-R	85	95	75

ORDERING CODE	L	W	H	cut-out LXW
32-27COB-S	85	85	95	75

Dimensions are in mm

ORDERING GUIDE

32-27COB-R-9-830	9W	32-27COB-S-9-830	9W
32-27COB-R-9-840	9W	32-27COB-S-9-840	9W
32-27COB-R-9-865	9W	32-27COB-S-9-865	9W

ORDERING EXAMPLE

32-27COB-R-9-830/IP44

32	27COB	R	9	830	IP44
LED Spotlight	Family Name	Model (Round)	LED COB & Wattage	CRI & CCT	IP Rating

LED SPOTLIGHT 27COB-9-830/IP44

32-54COB

LED SPOTLIGHT

LITE-TECH
THE ULTIMATE SOLUTION FOR ILLUMINATION

EN 60598 | IP44 | IK04 | F | 220-240V 50 / 60 Hz | PF ≥ 0.9



Housing	Die-cast aluminum
Diffuser	PC lens
Reflector	Aluminum / Painted aluminum
Light Source	COB LED
Benefits	- High brightness - Low cost - Energy saving - Uniformity in lighting



Painted Aluminum Reflector (Default)



Aluminum Reflector (Option)





DESCRIPTION

A recessed mounted, cost-effective, integrated LED spotlight module with good quality of light that's easy to suit any application.

APPLICATION

Can be used in a wide range of applications from Residential to Commercial spaces.

SPECIFICATION

	32-54COB 9W
LED Chip	Evercore / Philips
LED Driver	Philips
Wattage	9W
Lumen@Source*	1170 lm
Beam Angle	32°
CCT**	3000K / 4000K / 6500K
CRI (Ra)	>80 and 3 SDCM
LED Life	50,000 hrs / L70
Working Ambient Temperature	50°C

*Luminous Flux tolerance ±5% / **CCT Tolerance ±5%

Data is subject to change without notice.

32-54COB

LED SPOTLIGHT



POLAR DIAGRAM

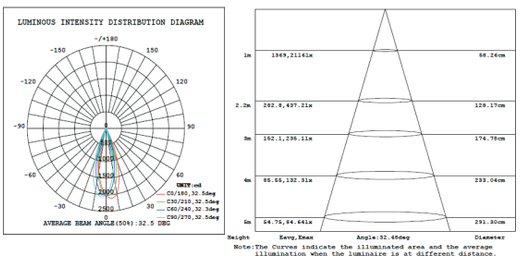

ADDITIONAL OPTIONS

DALI	Digital Dimming	EL3	Emergency Kit - 3 hrs
AL	Aluminum Reflector		

SCHEMATIC

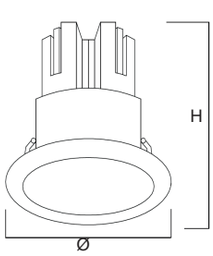



Vertical

ORDERING CODE	Ø	H	cut-out Ø
32-54COB	83	100	70

Dimensions are in mm

ORDERING GUIDE

32-54COB-9-830	9W
32-54COB-9-840	9W
32-54COB-9-865	9W

ORDERING EXAMPLE

32-54COB-9-830/IP44

32	54COB	9	830	IP44
LED Spotlight	Family Name	LED COB & Wattage	CRI & CCT	IP Rating

LED SPOTLIGHT 54COB-9-830/IP44

32-55COB

LED SPOTLIGHT

LITE-TECH
THE ULTIMATE SOLUTION FOR ILLUMINATION

EN 60598 | IP44 | IK04 | F | 220-240V 50 / 60 Hz | PF ≥ 0.9



Housing	Die-cast aluminum
Diffuser	Polycarbonate
Reflector	Aluminum / White painted aluminum
Light Source	COB LED
Benefits	- High brightness - Uniformity in lighting - Low cost - Energy saving - Easy to install







DESCRIPTION

A recessed mounted, cost-effective, integrated LED spotlight module with good quality of light that's easy to suit any application.

APPLICATION

Can be used in a wide range of applications from Residential to Commercial spaces.

SPECIFICATION

	32-55COB 9W
LED Chip	Evercore / Philips
LED Driver	Philips
Wattage	9W
Lumen@Source*	1170 lm
Beam Angle	37°
CCT**	3000K / 4000K / 6500K
CRI (Ra)	>80 and 3 SDCM
LED Life	50,000 hrs / L70
Working Ambient Temperature	50°C

*Luminous Flux tolerance ±5% / **CCT Tolerance ±5%

Data is subject to change without notice.

32-55COB

LED SPOTLIGHT



POLAR DIAGRAM

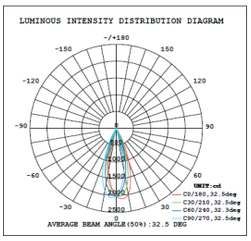

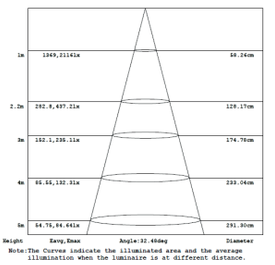

ADDITIONAL OPTIONS

DALI	Digital Dimming	EL3	Emergency Kit - 3 hrs

SCHEMATIC

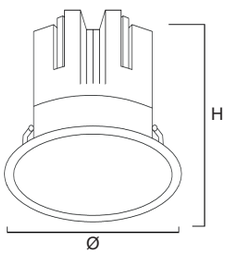

ORDERING CODE	Ø	H	cut-out Ø
32-55COB	85	80	75

Dimensions are in mm

ORDERING GUIDE

32-55COB-9-830	9W
32-55COB-9-840	9W
32-55COB-9-865	9W

ORDERING EXAMPLE

32-55COB-9-830/IP44

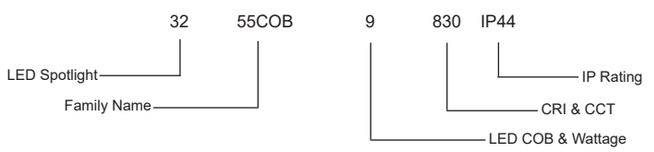

LED SPOTLIGHT 55COB-9-830/IP44

32-70COB

LED SPOTLIGHT

LITE-TECH
THE ULTIMATE SOLUTION FOR ILLUMINATION

EN 60598 | IP40 | IK04 | F | 220-240V 50 / 60 Hz | PF ≥ 0.9



Housing	Die-cast aluminum
Reflector	Aluminum
Diffuser	PC
Light Source	COB LED
Benefits	- Breakthrough system cost - Good quality and light performance - Uniformity in lighting - No UV and thermal emissions





DESCRIPTION

A recessed mounted, cost-effective, integrated LED spotlight module with good quality of light that's easy to suit any application.

APPLICATION

Can be used in a wide range of applications from Residential to Commercial spaces.

SPECIFICATION

	32-70COB 9W	32-70COB 12W
LED Chip	Evercore / Philips	Evercore / Philips
LED Driver	Philips	Philips
Wattage	9W	12W
Lumen@Source*	1170 lm	1560 lm
Beam Angle	32°	32°
CCT**	3000K / 4000K / 6500K	3000K / 4000K / 6500K
CRI (Ra)	>80 and 3 SDCM	>80 and 3 SDCM
LED Life	50,000 hrs / L70	50,000 hrs / L70
Working Ambient Temperature	50°C	50°C

*Luminous Flux tolerance ±5% / **CCT Tolerance ±5%

Data is subject to change without notice.

32-70COB

LED SPOTLIGHT



POLAR DIAGRAM

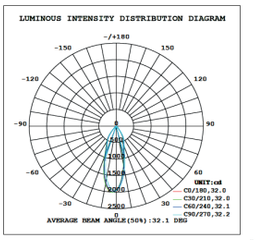

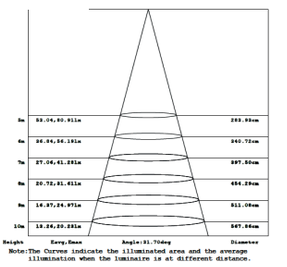

Note:The Curves indicate the illuminated area and the average illumination when the luminaire is at different distance.

ADDITIONAL OPTIONS

DALI	Digital Dimming	EL3	Emergency Kit - 3 hrs

SCHEMATIC

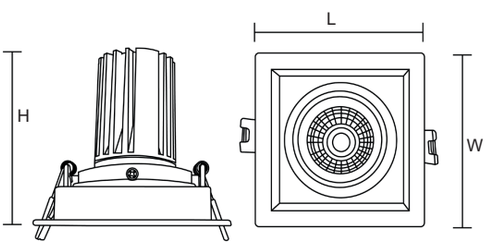



Vertical

ORDERING CODE	L	W	H	cut-out LXW
32-70COB	95	95	95	85X85

Dimensions are in mm

ORDERING GUIDE

32-70COB-9-830	9W	32-70COB-12-830	12W
32-70COB-9-840	9W	32-70COB-12-840	12W
32-70COB-9-865	9W	32-70COB-12-865	12W

ORDERING EXAMPLE

32-70COB-9-830/IP40

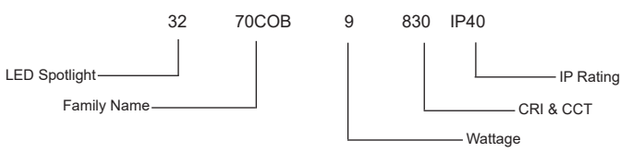

LED SPOTLIGHT 70COB-9-830/IP40

32-TL36

LED SPOTLIGHT

LITE-TECH
THE ULTIMATE SOLUTION FOR ILLUMINATION

EN 60598 | IP44 | IK04 | F | 220-240V 50 / 60 Hz | PF ≥ 0.9



Housing Aluminum alloy

Reflector Options
- UV processed black cup
- Highly specular aluminum
- Gold

Light Source COB LED

Benefits
- Breakthrough system cost
- Good quality and light performance
- Uniformity in lighting
- Easy to install
- Trimless





DESCRIPTION

A recessed mounted, cost-effective, integrated LED spotlight module with good quality of light that's easy to suit any application.

APPLICATION

Can be used in a wide range of applications from Residential to Commercial spaces.

SPECIFICATION

	32-TL36 5W	32-TL36 8W
LED Chip	Evercore / Philips	Evercore / Philips
LED Driver	Philips	Philips
Wattage	5W	8W
Lumen@Source*	650 lm	1040 lm
Beam Angle	36°	36°
CCT**	3000K / 4000K / 6500K	3000K / 4000K / 6500K
CRI (Ra)	>80 and 3 SDCM	>80 and 3 SDCM
LED Life	50,000 hrs / L70	50,000 hrs / L70
Working Ambient Temperature	50°C	50°C

*Luminous Flux tolerance ±5% / **CCT Tolerance ±5%

Data is subject to change without notice.

32-TL36

LED SPOTLIGHT



POLAR DIAGRAM

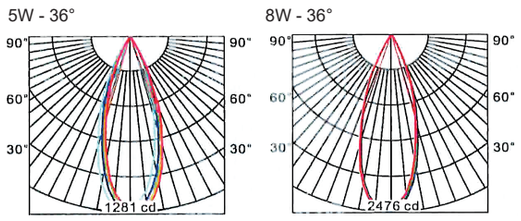

ADDITIONAL OPTIONS

DALI	Digital Dimming	EL3	Emergency Kit - 3 hrs

SCHEMATIC

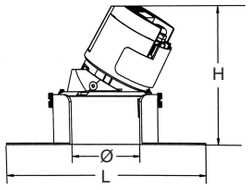



Vertical

ORDERING CODE	Ø	L	H	cut-out Ø
32-TL36	74	145	80	85

Dimensions are in mm

ORDERING GUIDE

32-TL36-5-830	5W	32-TL36-8-830	8W
32-TL36-5-840	5W	32-TL36-8-840	8W
32-TL36-5-865	5W	32-TL36-8-865	8W

ORDERING EXAMPLE

32-TL36-5-830/IP44

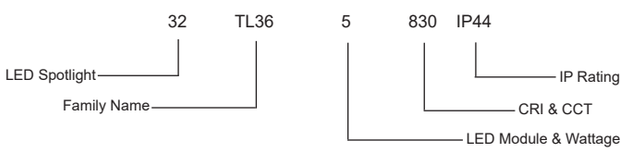

LED SPOTLIGHT TL36-5-830/IP44

32-TL73

LED SPOTLIGHT

LITE-TECH
THE ULTIMATE SOLUTION FOR ILLUMINATION

EN 60598 | IP20 | IK04 | F | 220-240V 50 / 60 Hz | PF ≥ 0.9



Housing	Die-cast aluminum
Reflector	Aluminum
Diffuser	PC lens
Light Source	COB LED
Benefits	- Breakthrough system cost - Good quality and light performance - Uniformity in lighting - Easy to install - Trimless





DESCRIPTION

A recessed mounted, cost-effective trimless spotlight that provides a clean and minimalist look as they are installed flush with the ceiling without any visible trim or bezel. This design seamlessly integrates with modern architectural aesthetics.

APPLICATION

Can be used in a wide range of applications from Residential to Commercial spaces.

SPECIFICATION

	32-TL73 10W	32-TL73 12W
LED Chip	Evercore / Philips	Evercore / Philips
LED Driver	Philips	Philips
Wattage	10W	12W
Lumen@Source*	1300 lm	1560 lm
Beam Angle	36°	36°
CCT**	3000K / 4000K / 6500K	3000K / 4000K / 6500K
CRI (Ra)	>80 and 3 SDCM	>80 and 3 SDCM
LED Life	50,000 hrs / L70	50,000 hrs / L70
Working Ambient Temperature	50°C	50°C

*Luminous Flux tolerance ±5% / **CCT Tolerance ±5%

Data is subject to change without notice.

32-TL73

LED SPOTLIGHT



POLAR DIAGRAM

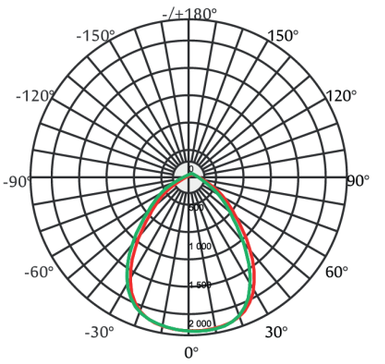

ADDITIONAL OPTIONS

DALI	Digital Dimming	EL3	Emergency Kit - 3 hrs

SCHEMATIC

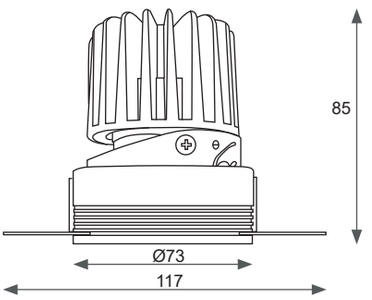

cut-out Ø75
Dimensions are in mm

ORDERING GUIDE

32-TL73-10-830	10W	32-TL73-12-830	12W
32-TL73-10-840	10W	32-TL73-12-840	12W
32-TL73-10-865	10W	32-TL73-12-865	12W

ORDERING EXAMPLE

32-TL73-10-830/IP20

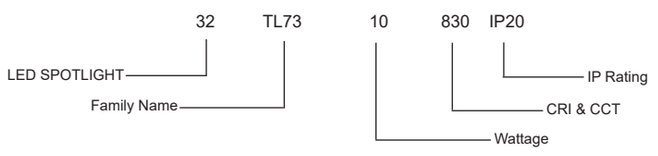

LED SPOTLIGHT TL73-10-830/IP20

32-TL93

LED SPOTLIGHT

LITE-TECH
THE ULTIMATE SOLUTION FOR ILLUMINATION

EN 60598 | IP20 | IK04 | F | 220-240V 50 / 60 Hz | PF ≥ 0.9



Housing	Die-cast aluminum
Reflector	Aluminum
Diffuser	PC lens
Light Source	COB LED
Benefits	- Breakthrough system cost - Good quality and light performance - Uniformity in lighting - Easy to install - Trimless





DESCRIPTION

A recessed mounted, cost-effective trimless spotlight that provides a clean and minimalist look as they are installed flush with the ceiling without any visible trim or bezel. This design seamlessly integrates with modern architectural aesthetics.

APPLICATION

Can be used in a wide range of applications from Residential to Commercial spaces.

SPECIFICATION

	32-TL93 15W	32-TL93 20W
LED Chip	Evercore / Philips	Evercore / Philips
LED Driver	Philips	Philips
Wattage	15W	20W
Lumen@Source*	1950 lm	2600 lm
Beam Angle	36°	45°
CCT**	3000K / 4000K / 6500K	3000K / 4000K / 6500K
CRI (Ra)	>80 and 3 SDCM	>80 and 3 SDCM
LED Life	50,000 hrs / L70	50,000 hrs / L70
Working Ambient Temperature	50°C	50°C

*Luminous Flux tolerance ±5% / **CCT Tolerance ±5%

Data is subject to change without notice.

32-TL93

LED SPOTLIGHT



POLAR DIAGRAM

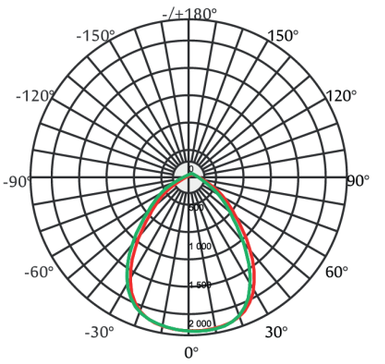

ADDITIONAL OPTIONS

DALI Digital Dimming

EL3 Emergency Kit - 3 hrs

SCHEMATIC

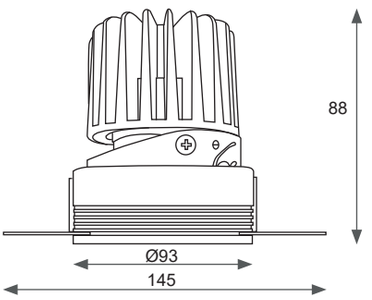

cut-out Ø95
Dimensions are in mm

ORDERING GUIDE

32-TL93-15-830	15W	32-TL93-20-830	20W
32-TL93-15-840	15W	32-TL93-20-840	20W
32-TL93-15-865	15W	32-TL93-20-865	20W

ORDERING EXAMPLE

32-TL93-15-830/IP20

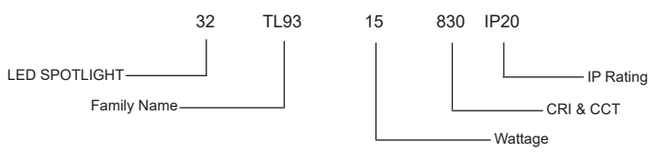

LED SPOTLIGHT TL93-15-830/IP20

32-22GRILL

LED SPOTLIGHT

LITE-TECH
THE ULTIMATE SOLUTION FOR ILLUMINATION

EN 60598 | IP40 | IK04 | F | 220-240V 50 / 60 Hz | PF ≥ 0.9


22GRILL-02


22GRILL-04


22GRILL-10


22GRILL-20

Housing	Die-cast aluminum
Reflector	Aluminum + ABS plastic
Diffuser	Moulded acrylic frosted
Light Source	Lite-Tech LED module powered by Cree
Benefits	- Breakthrough system cost - Good quality and light performance - Uniformity in lighting - No UV and thermal emissions - Easy installation



DESCRIPTION

A recessed mounted, cost-effective, integrated LED linear grill module with good quality of light that's easy to suit any application with good aesthetic look.

APPLICATION

Can be used in a wide range of applications from Residential to Commercial spaces.

SPECIFICATION

	32-22GRILL-02 2W	32-22GRILL-04 4W	32-22GRILL-10 10W	32-22GRILL-20 20W
LED Chip	Cree	Cree	Cree	Cree
LED Driver	Built-in	Built-in	Built-in	Built-in
Wattage	2W	4W	10W	20W
Lumen@Source*	260 lm	520 lm	1300 lm	2600 lm
Beam Angle	45°	45°	45°	45°
CCT**	3000K / 4000K	3000K / 4000K	3000K / 4000K	3000K / 4000K
CRI (Ra)	>80 and 5 SDCM	>80 and 5 SDCM	>80 and 5 SDCM	>80 and 5 SDCM
LED Life	50,000 hrs / L70	50,000 hrs / L70	50,000 hrs / L70	50,000 hrs / L70
Working Ambient Temperature	50°C	50°C	50°C	50°C

*Luminous Flux tolerance ±5% / **CCT Tolerance ±5%

Data is subject to change without notice.

32-22GRILL

LED SPOTLIGHT



POLAR DIAGRAM

LB409-2W

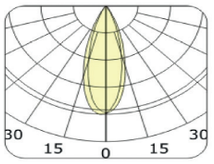

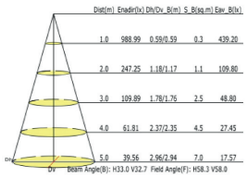

LB409-4W

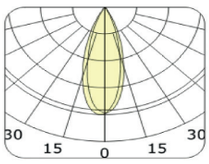

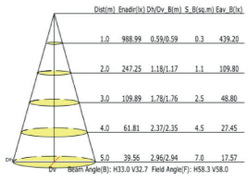

LB409-20W

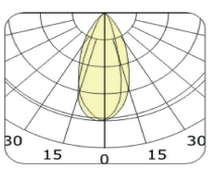



ADDITIONAL OPTIONS

DALI Digital Dimming

SCHEMATIC

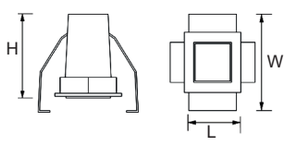

ORDERING CODE	L	W	H	cut-out LXW
32-22GRILL-02	45	49	50	37X37
32-22GRILL-04	75	49	50	68X37
32-22GRILL-10	147	49	50	140X37
32-22GRILL-20	280	49	50	273X37

Dimensions are in mm

ORDERING GUIDE

32-22GRILL-02-830	2W	32-22GRILL-04-830	4W	32-22GRILL-10-830	10W	32-22GRILL-20-830	20W
32-22GRILL-02-840	2W	32-22GRILL-04-840	4W	32-22GRILL-10-840	10W	32-22GRILL-20-840	20W

ORDERING EXAMPLE

32-22GRILL-02-830/IP40

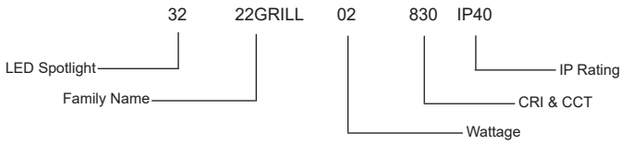

LED SPOTLIGHT 22GRILL-02-830/IP40



LED MINI SPOT LIGHT

32-MINICOB D20

LED MINI SPOT LIGHT

LITE-TECH
THE ULTIMATE SOLUTION FOR ILLUMINATION



Housing	Aluminum alloy
Finish	White / Black
Light Source	Bridgelux
Benefits	- Breakthrough system cost - Good quality and light performance - low profile

DESCRIPTION

A recessed mounted, low profile and light wieght spot light brings atmospheric illumination to specific type of areas. With its low wattage and smaller size, it can be used as an accent to create a starry-like ceilings

APPLICATION

Good for low profile lighting such as kitchen counter tops, head bed area, cabinets, shelves.

SPECIFICATION

	32-MINICOB D20 1W
LED Chip	Bridgelux
Wattage	1W
Lumen@Source*	52 lm
Beam Angle	15° / 24°
CCT**	2700K / 3000K / 4000K
CRI (Ra)	>90
LED Life	50,000 hrs / L70
Working Ambient Temperature	50°C

*Luminous Flux tolerance ±5% / **CCT Tolerance ±5%

Data is subject to change without notice.

32-MINICOB D20

LED MINI SPOT LIGHT



POLAR DIAGRAM

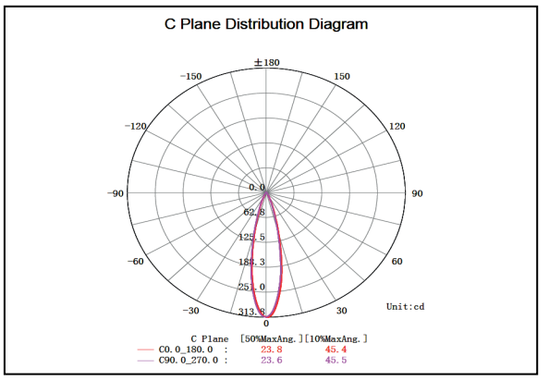

SCHEMATIC

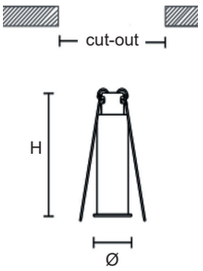

ORDERING CODE	Ø	H	cut-out Ø
32-MINICOB-D20	20	60	17

Dimensions are in mm

ORDERING GUIDE

32-MINICOB-D20-1-927	1W
32-MINICOB-D20-1-930	1W
32-MINICOB-D20-1-940	1W

ORDERING EXAMPLE

32-MINICOB-D20-1-930/IP44

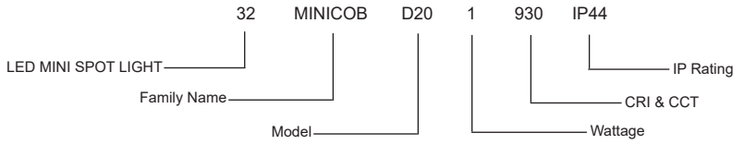

LED MINI SPOT LIGHT MINICOB-D20-1-930/IP44

32-MINICOB D30

LED MINI SPOT LIGHT

LITE-TECH
THE ULTIMATE SOLUTION FOR ILLUMINATION

EN 60598 | IP44 | IK04 | F | 220-240V 50 / 60 Hz



Housing Aluminum alloy

Finish White / Black

Light Source Bridgelux

Benefits
- Breakthrough system cost
- Good quality and light performance
- low profile

DESCRIPTION

A recessed mounted, low profile and light wieght spot light brings atmospheric illumination to specific type of areas. With its low wattage and smaller size, it can be used as an accent to create a starry-like ceilings

APPLICATION

Good for low profile lighting such as kitchen counter tops, head bed area, cabinets, shelves.

SPECIFICATION

	32-MINICOB D30 1W	32-MINICOB D30 3W
LED Chip	Bridgelux	Bridgelux
Wattage	1W	3W
Lumen@Source*	60 lm	180 lm
Beam Angle	15° / 24°	15° / 24°
CCT**	2700K / 3000K / 4000K	2700K / 3000K / 4000K
CRI (Ra)	>90	>90
LED Life	50,000 hrs / L70	50,000 hrs / L70
Working Ambient Temperature	50°C	50°C

*Luminous Flux tolerance ±5% / **CCT Tolerance ±5%

Data is subject to change without notice.

32-MINICOB D30

LED MINI SPOT LIGHT



POLAR DIAGRAM

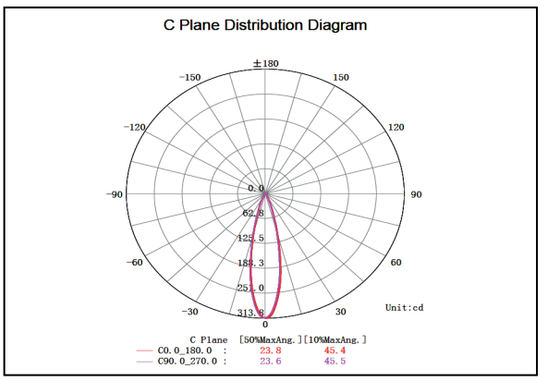

SCHEMATIC

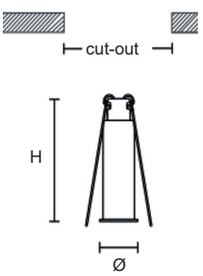

ORDERING CODE	Ø	H	cut-out Ø
32-MINICOB-D30	30	72	25

Dimensions are in mm

ORDERING GUIDE

32-MINICOB-D30-1-927	1W	32-MINICOB-D30-3-927	3W
32-MINICOB-D30-1-930	1W	32-MINICOB-D30-3-930	3W
32-MINICOB-D30-1-940	1W	32-MINICOB-D30-3-940	3W

ORDERING EXAMPLE

32-MINICOB-D30-1-930/IP44

32	MINICOB	D30	1	930	IP44
LED MINI SPOT LIGHT	Family Name	Model	Wattage	CRI & CCT	IP Rating

LED MINI SPOT LIGHT MINICOB-D30-1-930/IP44

32-MINICOB D38A

LED MINI SPOT LIGHT



Housing	Aluminum alloy
Finish	White / Black
Light Source	Cree
Benefits	- Breakthrough system cost - Good quality and light performance - low profile

DESCRIPTION

A recessed mounted, low profile and light wieght spot light brings atmospheric illumination to specific type of areas. With its low wattage and smaller size, it can be used as an accent to create a starry-like ceilings

APPLICATION

Good for low profile lighting such as kitchen counter tops, head bed area, cabinets, shelves.

SPECIFICATION

	32-MINICOB D38A 3W	32-MINICOB D38A 6W
LED Chip	Cree	Cree
Wattage	3W	6W
Lumen@Source*	83 lm	152 lm
Beam Angle	15° / 24° / 36°	15° / 24° / 36°
CCT**	2700K / 3000K / 4000K	2700K / 3000K / 4000K
CRI (Ra)	>90	>90
LED Life	50,000 hrs / L70	50,000 hrs / L70
Working Ambient Temperature	50°C	50°C

*Luminous Flux tolerance ±5% / **CCT Tolerance ±5%

Data is subject to change without notice.

32-MINICOB D38A

LED MINI SPOT LIGHT



POLAR DIAGRAM

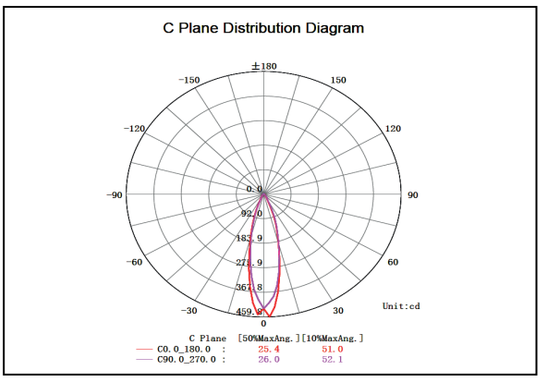

SCHEMATIC

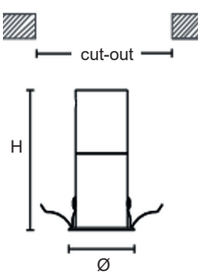

ORDERING CODE	Ø	H	cut-out Ø
32-MINICOB-D38A	38	75	35

Dimensions are in mm

ORDERING GUIDE

32-MINICOB-D38A-3-927	3W	32-MINICOB-D38A-6-927	6W
32-MINICOB-D38A-3-930	3W	32-MINICOB-D38A-6-930	6W
32-MINICOB-D38A-3-940	3W	32-MINICOB-D38A-6-940	6W

ORDERING EXAMPLE

32-MINICOB-D38A-3-930/IP44

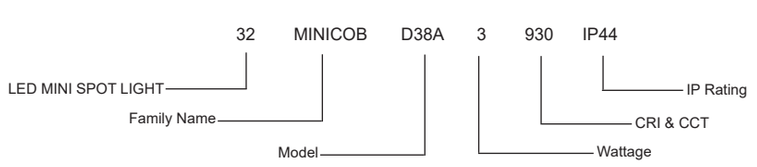

LED MINI SPOT LIGHT MINICOB-D38A-3-930/IP44

32-MINICOB D38B

LED MINI SPOT LIGHT

LITE-TECH
THE ULTIMATE SOLUTION FOR ILLUMINATION

EN 60598 | IP44 | IK04 | F | 220-240V 50 / 60 Hz



Housing Aluminum alloy

Finish White / Black

Light Source Cree

Benefits
- Breakthrough system cost
- Good quality and light performance
- low profile

DESCRIPTION

A recessed mounted, low profile and light wieght spot light brings atmospheric illumination to specific type of areas. With its low wattage and smaller size, it can be used as an accent to create a starry-like ceilings

APPLICATION

Good for low profile lighting such as kitchen counter tops, head bed area, cabinets, shelves.

SPECIFICATION

	32-MINICOB D38B 6W	32-MINICOB D38B 8W
LED Chip	Cree	Cree
Wattage	6W	8W
Lumen@Source*	300 lm	400 lm
Beam Angle	15° / 24° / 36°	15° / 24° / 36°
CCT**	2700K / 3000K / 4000K	2700K / 3000K / 4000K
CRI (Ra)	>90	>90
LED Life	50,000 hrs / L70	50,000 hrs / L70
Working Ambient Temperature	50°C	50°C

*Luminous Flux tolerance ±5% / **CCT Tolerance ±5%

Data is subject to change without notice.

32-MINICOB D38B

LED MINI SPOT LIGHT



POLAR DIAGRAM

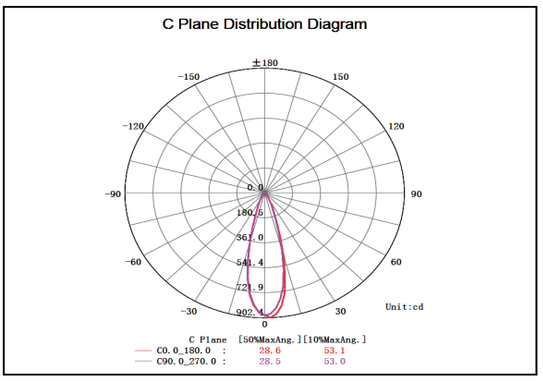

SCHEMATIC

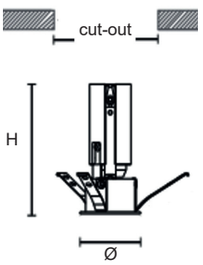

ORDERING CODE	Ø	H	cut-out Ø
32-MINICOB-D38B	38	83	35

Dimensions are in mm

ORDERING GUIDE

32-MINICOB-D38B-6-927	6W	32-MINICOB-D38B-8-927	8W
32-MINICOB-D38B-6-930	6W	32-MINICOB-D38B-8-930	8W
32-MINICOB-D38B-6-940	6W	32-MINICOB-D38B-8-940	8W

ORDERING EXAMPLE

32-MINICOB-D38B-8-930/IP44

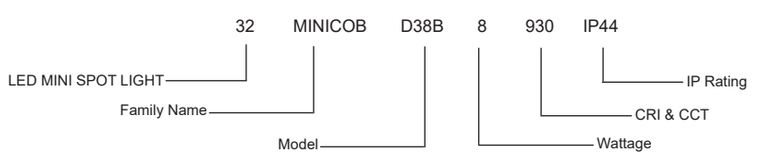

LED MINI SPOT LIGHT MINICOB-D38B-8-930/IP44

32-MINICOB D55

LED MINI SPOT LIGHT

LITE-TECH
THE ULTIMATE SOLUTION FOR ILLUMINATION

EN 60598 | IP44 | IK04 | F | 220-240V 50 / 60 Hz



Housing Aluminum alloy

Finish White / Black

Light Source Cree

Benefits
- Breakthrough system cost
- Good quality and light performance
- low profile

DESCRIPTION

A recessed mounted, low profile and light wieght spot light brings atmospheric illumination to specific type of areas. With its low wattage and smaller size, it can be used as an accent to create a starry-like ceilings

APPLICATION

Good for low profile lighting such as kitchen counter tops, head bed area, cabinets, shelves.

SPECIFICATION

	32-MINICOB D55 8W	32-MINICOB D55 10W
LED Chip	Cree	Cree
Wattage	8W	10W
Lumen@Source*	168 lm	210 lm
Beam Angle	8°	8°
CCT**	2700K / 3000K / 4000K	2700K / 3000K / 4000K
CRI (Ra)	>90	>90
LED Life	50,000 hrs / L70	50,000 hrs / L70
Working Ambient Temperature	50°C	50°C

*Luminous Flux tolerance ±5% / **CCT Tolerance ±5%

Data is subject to change without notice.

32-MINICOB D55

LED MINI SPOT LIGHT



POLAR DIAGRAM

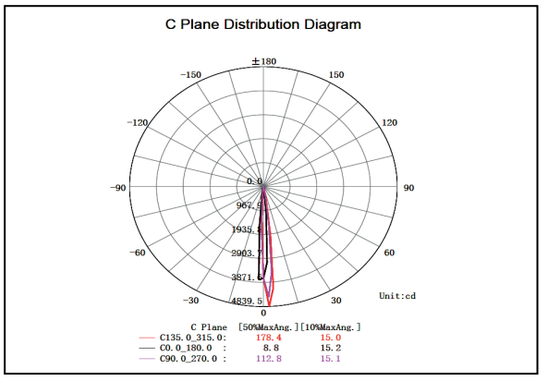

SCHEMATIC

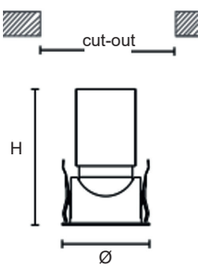

ORDERING CODE	Ø	H	cut-out Ø
32-MINICOB-D55	55	80	50

Dimensions are in mm

ORDERING GUIDE

32-MINICOB-D55-8-927	8W	32-MINICOB-D55-10-927	10W
32-MINICOB-D55-8-930	8W	32-MINICOB-D55-10-930	10W
32-MINICOB-D55-8-940	8W	32-MINICOB-D55-10-940	10W

ORDERING EXAMPLE

32-MINICOB-D55-8-930/IP44

32	MINICOB	D55	8	930	IP44
LED MINI SPOT LIGHT	Family Name	Model	Wattage	CRI & CCT	IP Rating

LED MINI SPOT LIGHT MINICOB-D55-8-930/IP44

32-MINICOB D58A

LED MINI SPOT LIGHT



Housing	Aluminum alloy
Finish	White / Black
Light Source	Cree
Benefits	- Breakthrough system cost - Good quality and light performance - low profile

DESCRIPTION

A recessed mounted, low profile and light wieght spot light brings atmospheric illumination to specific type of areas. With its low wattage and smaller size, it can be used as an accent to create a starry-like ceilings

APPLICATION

Good for low profile lighting such as kitchen counter tops, head bed area, cabinets, shelves.

SPECIFICATION

	32-MINICOB D58A 8W
LED Chip	Cree
Wattage	8W
Lumen@Source*	400 lm
Beam Angle	15° / 24° / 36°
CCT**	2700K / 3000K / 4000K
CRI (Ra)	>90
LED Life	50,000 hrs / L70
Working Ambient Temperature	50°C

*Luminous Flux tolerance ±5% / **CCT Tolerance ±5%

Data is subject to change without notice.

32-MINICOB D58A

LED MINI SPOT LIGHT



POLAR DIAGRAM

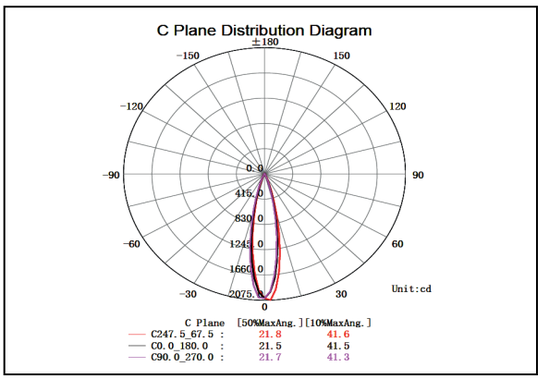

SCHEMATIC

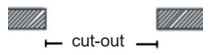

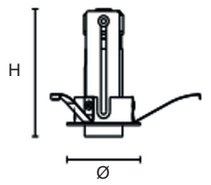

ORDERING CODE	Ø	H	cut-out Ø
32-MINICOB-D58A	58	95	50

Dimensions are in mm

ORDERING GUIDE

32-MINICOB-D58A-8-927	8W
32-MINICOB-D58A-8-930	8W
32-MINICOB-D58A-8-940	8W

ORDERING EXAMPLE

32-MINICOB-D58A-8-930/IP44

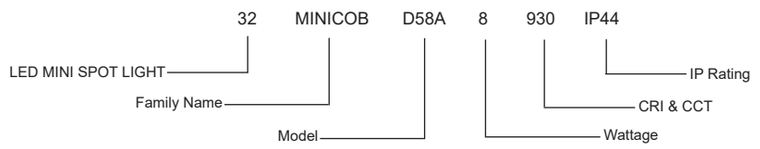

LED MINI SPOT LIGHT MINICOB-D58A-8-930/IP44

32-MINICOB D58B

LED MINI SPOT LIGHT

LITE-TECH
THE ULTIMATE SOLUTION FOR ILLUMINATION

EN 60598 | IP44 | IK04 | F | 220-240V 50 / 60 Hz



Housing	Aluminum alloy
Finish	White / Black
Light Source	Cree
Benefits	- Breakthrough system cost - Good quality and light performance - low profile

DESCRIPTION

A recessed mounted, low profile and light wieght spot light brings atmospheric illumination to specific type of areas. With its low wattage and smaller size, it can be used as an accent to create a starry-like ceilings

APPLICATION

Good for low profile lighting such as kitchen counter tops, head bed area, cabinets, shelves.

SPECIFICATION

	32-MINICOB D58B 8W	**32-MINICOB D58B 10W**
LED Chip	Cree	Cree
Wattage	8W	10W
Lumen@Source*	448 lm	560 lm
Beam Angle	15° / 24° / 36° / 50°	15° / 24° / 36° / 50°
CCT**	2700K / 3000K / 4000K	2700K / 3000K / 4000K
CRI (Ra)	>90	>90
LED Life	50,000 hrs / L70	50,000 hrs / L70
Working Ambient Temperature	50°C	50°C

*Luminous Flux tolerance ±5% / **CCT Tolerance ±5%

Data is subject to change without notice.

32-MINICOB D58B

LED MINI SPOT LIGHT



POLAR DIAGRAM

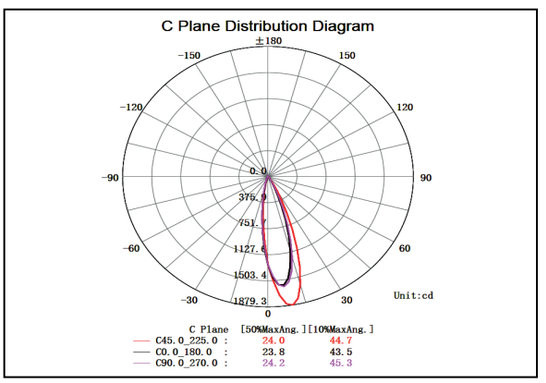

SCHEMATIC

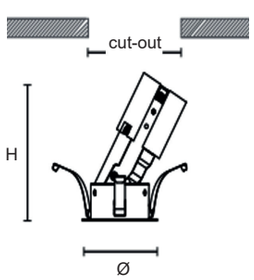

ORDERING CODE	Ø	H	cut-out Ø
32-MINICOB-D58B	58	107	50

Dimensions are in mm

ORDERING GUIDE

32-MINICOB-D58B-8-927	8W	32-MINICOB-D58B-10-927	10W
32-MINICOB-D58B-8-930	8W	32-MINICOB-D58B-10-930	10W
32-MINICOB-D58B-8-940	8W	32-MINICOB-D58B-10-940	10W

ORDERING EXAMPLE

32-MINICOB-D58B-8-930/IP44

32	MINICOB	D58B	8	930	IP44
LED MINI SPOT LIGHT	Family Name	Model	Wattage	CRI & CCT	IP Rating

LED MINI SPOT LIGHT MINICOB-D58B-8-930/IP44





LED DOWNLIGHT

32-STONECROP 2

LED DOWNLIGHT

LITE-TECH
THE ULTIMATE SOLUTION FOR ILLUMINATION

EN 60598 | IP40 | IP44 | IK04 | F | 220-240V 50 / 60 Hz | PF ≥ 0.9



Round (R)



Square (S)

Housing	Die-cast aluminum as heat sink
Diffuser	Polysterene Opal
Light Source	Lite-Tech LED module powered by Lumiled
Benefits	- High brightness, very high lux values - Low cost - Energy saving - Uniformity in lighting - Easy to install - Available in round and square type









DESCRIPTION

LED recessed downlights for effecient lighting solutions with high luminous efficiency and lasts longer than their traditional counterparts. LED recessed down-lights add sleek and elegant appeal to indoor design that offers high flexibility to direct soft and uniform lighting in diverse ways.

APPLICATION

Commonly used in corridors, washrooms, living rooms, shopping stores and areas with low ceilings.

SPECIFICATION

	32-STONECROP 2 12W	32-STONECROP 2 18W	32-STONECROP 2 24W	32-STONECROP 2 30W
LED Chip	Lumiled	Lumiled	Lumiled	Lumiled
LED Driver	Philips	Philips	Philips	Philips
Wattage	12W	18W	24W	30W
Lumen@Source*	1560 lm	2340 lm	3120 lm	3900 lm
Beam Angle	105°	105°	110°	110°
CCT**	3000K / 4000K / 6500K	3000K / 4000K / 6500K	3000K / 4000K / 6500K	3000K / 4000K / 6500K
CRI (Ra)	>80 and 3 SDCM	>80 and 3 SDCM	>80 and 3 SDCM	>80 and 3 SDCM
LED Life	50,000 hrs / L70	50,000 hrs / L70	50,000 hrs / L70	50,000 hrs / L70
Working Ambient Temperature	50°C	50°C	50°C	50°C

*Luminous Flux tolerance ±5% / **CCT Tolerance ±5%

Data is subject to change without notice.

32-STONECROP 2

LED DOWNLIGHT

POLAR DIAGRAM

18W

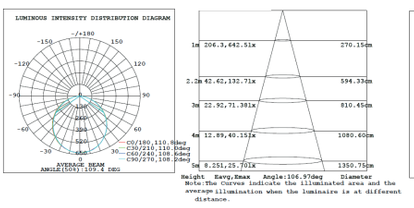

24W

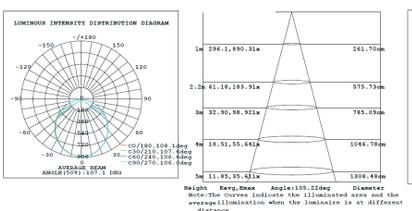

30W

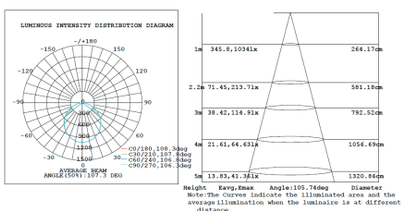

ADDITIONAL OPTIONS

DALI Digital Dimming

EL3 Emergency Kit - 3 hrs

SCHEMATIC

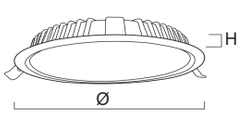

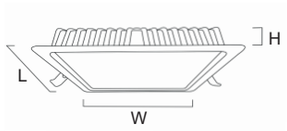

ORDERING CODE	Ø	H	cut-out Ø
32-STONECROP 2-R-12	120	30	100
32-STONECROP 2-R-18	170	30	158
32-STONECROP 2-R-24	225	30	205
32-STONECROP 2-R-30	225	30	205

ORDERING CODE	L	W	H	cut-out LXW
32-STONECROP 2-S-12	120	120	30	100X100
32-STONECROP 2-S-18	170	170	30	158X158
32-STONECROP 2-S-24	225	225	30	205X205
32-STONECROP 2-S-30	225	225	30	205X205

Dimensions are in mm

ORDERING GUIDE

32-STONECROP 2-R-LTP12	830	840	865	12W
32-STONECROP 2-R-LTP18	830	840	865	18W
32-STONECROP 2-R-LTP24	830	840	865	24W
32-STONECROP 2-R-LTP30	830	840	865	30W

32-STONECROP 2-S-LTP12	830	840	865	12W
32-STONECROP 2-S-LTP18	830	840	865	18W
32-STONECROP 2-S-LTP24	830	840	865	24W
32-STONECROP 2-S-LTP30	830	840	865	30W

ORDERING EXAMPLE

32-STONECROP 2-LTP12-830/IP40

32 STONECROP 2 LTP12 830 IP40

- 32 — LED DOWNLIGHT
- STONECROP — Family Name
- 2 — Model
- LTP12 — LED module & Wattage
- 830 — CRI & CCT
- IP40 — IP Rating

LED DOWNLIGHT STONECROP 2-LTP12-830/IP40

32-STONECROP 3

LED DOWNLIGHT

LITE-TECH
THE ULTIMATE SOLUTION FOR ILLUMINATION

EN 60598 | IP54 | IK04 | F | 220-240V 50 / 60 Hz | PF ≥ 0.9



Housing Die-cast aluminum as heat sink

Diffuser Polycarbonate Opal

Benefits

- High brightness, high lux values
- Low cost
- Energy saving
- Uniformity in lighting
- Easy to install





CCT Selective switch
WW(3000K) - **DL**(4000K) - **CW**(6500K)

DESCRIPTION

LED recessed downlights for effecient lighting solutions with high luminous efficiency and lasts longer than their traditional counterparts.STONECROP 3 comes with opal diffuser which help distribute light evenly, reduce glare, and create a soft, diffused illumination. It come in different sizes, wattages, and color temperatures to suit diverse lighting needs while offering a pleasing, glare-free light that enhances the ambiance of the space.

APPLICATION

Commonly used in corridors, washrooms, living rooms, shopping stores and areas with low ceilings.

SPECIFICATION

	32-STONECROP 3 18W	32-STONECROP 3 24W	32-STONECROP 3 30W
LED Chip	Lumiled	Lumiled	Lumiled
LED Driver	Philips	Philips	Philips
Wattage	18W	24W	30W
Lumen@Source*	2160 lm	2880 lm	3600 lm
Beam Angle	110°	110°	110°
CCT**	3000K - 4000K - 6500K	3000K - 4000K - 6500K	3000K - 4000K - 6500K
CRI (Ra)	>80 and 3 SDCM	>80 and 3 SDCM	>80 and 3 SDCM
LED Life	50,000 hrs / L70	50,000 hrs / L70	50,000 hrs / L70
Working Ambient Temperature	50°C	50°C	50°C

*Luminous Flux tolerance ±5% / **CCT Tolerance ±5%

Data is subject to change without notice.

32-STONECROP 3

LED DOWNLIGHT



POLAR DIAGRAM

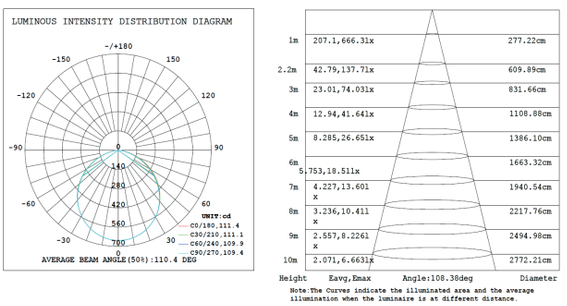

ADDITIONAL OPTIONS

DALI Digital Dimming

EL3 Emergency Kit - 3 hrs

SCHEMATIC

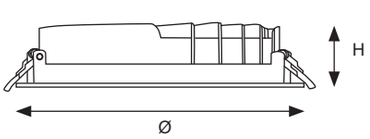

ORDERING CODE	Ø	H	cut-out Ø
32-STONECROP 3 - 18W	165	39	150
32-STONECROP 3 - 24W	215	39	200
32-STONECROP 3 - 30W	215	39	200

Dimensions are in mm

ORDERING GUIDE

32-STONECROP 3-LTP18	830	840	865	18W
32-STONECROP 3-LTP24	830	840	865	24W
32-STONECROP 3-LTP30	830	840	865	30W

ORDERING EXAMPLE

32-STONECROP 3-LTP18-830/IP54

32 STONECROP 3 LTP18 830 IP54

- 32 — LED DOWNLIGHT
- STONECROP — Family Name
- 3 — Model
- LTP18 — LED module & Wattage
- 830 — CRI & CCT
- IP54 — IP Rating

LED DOWNLIGHT STONECROP 3-LTP18-830/IP54

32-26COB

LED DOWNLIGHT

LITE-TECH
THE ULTIMATE SOLUTION FOR ILLUMINATION

EN 60598 | IP44 | IK04 | F | 220-240V 50 / 60 Hz | PF ≥ 0.9



Round (R)



Square (S)

Housing	Aluminum alloy
Diffuser	Round - Clear PC Square - Clear Glass
Reflector	Aluminum
Light Source	COB LED
Benefits	- Breakthrough system cost - Good quality and performance - Easy to install - Available in round and square type







DESCRIPTION

LED recessed downlights for effecient lighting solutions with high luminous efficiency and lasts longer than their traditional counterparts. LED recessed downlights add sleek and elegant appeal to indoor design that offers high flexibility to direct soft and uniform lighting in diverse ways.

APPLICATION

Commonly used in corridors, washrooms, living rooms, shopping stores and areas with low ceilings.

SPECIFICATION

	32-26COB 10W	32-26COB 20W	32-26COB 30W	32-26COB 45W
LED Chip	Evercore / Philips	Evercore / Philips	Evercore / Philips	Evercore / Philips
LED Driver	Philips	Philips	Philips	Philips
Wattage	10W	20W	30W	45W
Lumen@Source*	1300 lm	2600 lm	3900 lm	5850 lm
Beam Angle	22°	22°	22°	22°
CCT**	3000K / 4000K / 6500K	3000K / 4000K / 6500K	3000K / 4000K / 6500K	3000K / 4000K / 6500K
CRI (Ra)	>80 and 3 SDCM	>80 and 3 SDCM	>80 and 3 SDCM	>80 and 3 SDCM
LED Life	50,000 hrs / L70	50,000 hrs / L70	50,000 hrs / L70	50,000 hrs / L70
Working Ambient Temperature	50°C	50°C	50°C	50°C

*Luminous Flux tolerance ±5% / **CCT Tolerance ±5%

Data is subject to change without notice.

32-26COB

LED DOWNLIGHT



POLAR DIAGRAM

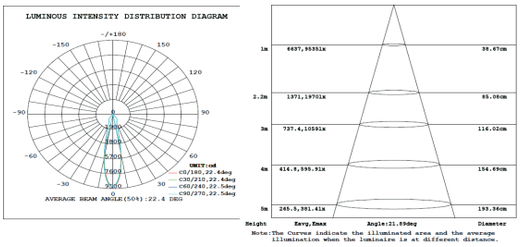

ADDITIONAL OPTIONS

DALI Digital Dimming

EL3 Emergency Kit - 3 hrs

SCHEMATIC

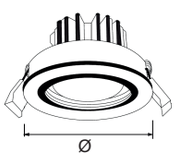

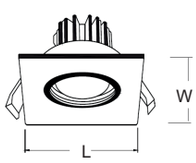

ORDERING CODE	Ø	H	cut-out Ø
32-26COB-R-10	95	95	75
32-26COB-R-20	140	137	115
32-26COB-R-30	160	137	135
32-26COB-R-45	185	145	155

ORDERING CODE	L	W	H	cut-out LXW
32-26COB-S-10	110	110	95	85X85
32-26COB-S-20	180	180	125	135X135
32-26COB-S-30	200	200	145	155X155
32-26COB-S-45	240	240	150	195X195

Dimensions are in mm

ORDERING GUIDE

32-26COB-R-10	830	840	865	10W
32-26COB-R-20	830	840	865	20W
32-26COB-R-30	830	840	865	30W
32-26COB-R-45	830	840	865	45W

32-26COB-S-10	830	840	865	10W
32-26COB-S-20	830	840	865	20W
32-26COB-S-30	830	840	865	30W
32-26COB-S-45	830	840	865	45W

ORDERING EXAMPLE

32-26COB-R-10-830/IP44

32 — LED DOWNLIGHT
26COB — Family Name
R — Model (Round)
10 — LED COB & Wattage
830 — CRI & CCT
IP44 — IP Rating

LED DOWNLIGHT 26COB-R-10-830/IP44

32-60COB

LED DOWNLIGHT

LITE-TECH
THE ULTIMATE SOLUTION FOR ILLUMINATION

EN 60598 | IP44 | IK04 | F | 220-240V 50 / 60 Hz | PF ≥ 0.9



Housing	Die-cast aluminum heat sink
Diffuser	Clear glass
Reflector	Aluminum
Light Source	COB LED
Benefits	- Homogeneous light output in low depth of housing - Zhage complaint modules used - Easiest method of thermal management - tool-free installation and maintenance - Glare-free







DESCRIPTION

A recessed mounted, cost-effective, integrated LED DOWNLIGHT module with good quality of light that's easy to suit any application.

APPLICATION

Can be used in a wide range of applications from Residential to Commercial spaces.

SPECIFICATION

	32-60COB 15W	32-60COB 30W	32-60COB 50W
LED Chip	Evercore / Philips	Evercore / Philips	Evercore / Philips
LED Driver	Philips	Philips	Philips
Wattage	15W	30W	50W
Lumen@Source*	1950 lm	3900 lm	6500 lm
Beam Angle	45°	45°	45°
CCT**	3000K / 4000K / 6500K	3000K / 4000K / 6500K	3000K / 4000K / 6500K
CRI (Ra)	>80 and 3 SDCM	>80 and 3 SDCM	>80 and 3 SDCM
LED Life	50,000 hrs / L70	50,000 hrs / L70	50,000 hrs / L70
Working Ambient Temperature	50°C	50°C	50°C

*Luminous Flux tolerance ±5% / **CCT Tolerance ±5%

Data is subject to change without notice.

32-60COB

LED DOWNLIGHT



POLAR DIAGRAM

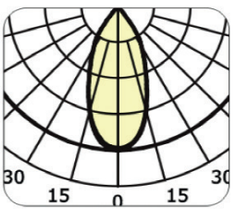

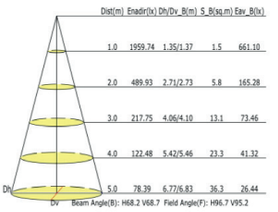

ADDITIONAL OPTIONS

DALI Digital Dimming

EL3 Emergency Kit - 3 hrs

SCHEMATIC

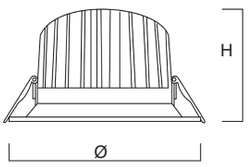

ORDERING CODE	Ø	H	cut-out Ø
32-60COB-15	148	85	125
32-60COB-30	200	105	170
32-60COB-50	230	110	200

Dimensions are in mm

ORDERING GUIDE

32-60COB-15-830	15W	32-60COB-30-830	30W	32-60COB-50-830	50W
32-60COB-15-840	15W	32-60COB-30-840	30W	32-60COB-50-840	50W
32-60COB-15-865	15W	32-60COB-30-865	30W	32-60COB-50-865	50W

ORDERING EXAMPLE

32-60COB-50-830/IP44

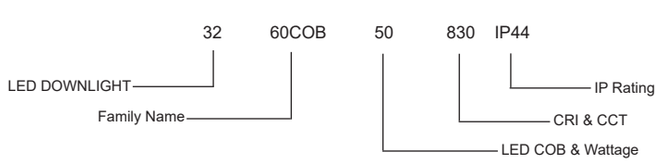

LED DOWNLIGHT 60COB-50-830/IP44

32-61COB2

LED DOWNLIGHT

LITE-TECH
THE ULTIMATE SOLUTION FOR ILLUMINATION

EN 60598 | IP65 | IK04 | F | 220-29V 50 / 60 Hz | PF ≥ 0.9



Housing	Die-cast aluminum
Diffuser	Clear glass
Reflector	Aluminum
Light Source	COB LED
Benefits	- Homogeneous light output in low depth of housing - Zhage complaint modules used - Easiest method of thermal management - tool-free installation and maintenance







DESCRIPTION

A recessed mounted, cost-effective, integrated LED DOWNLIGHT module with good quality of light that's easy to suit any application.

APPLICATION

Can be used in a wide range of applications from Residential to Commercial spaces.

SPECIFICATION

	32-61COB2 12W	32-61COB2 15W
LED Chip	Evercore / Philips	Evercore / Philips
LED Driver	Philips	Philips
Wattage	12W	15W
Lumen@Source*	1560 lm	1950 lm
Beam Angle	22°	22°
CCT**	3000K / 4000K / 6500K	3000K / 4000K / 6500K
CRI (Ra)	>80 and 3 SDCM	>80 and 3 SDCM
LED Life	50,000 hrs / L70	50,000 hrs / L70
Working Ambient Temperature	50°C	50°C

*Luminous Flux tolerance ±5% / **CCT Tolerance ±5%

Data is subject to change without notice.

32-61COB2

LED DOWNLIGHT



POLAR DIAGRAM

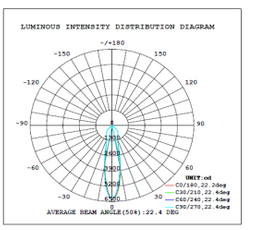



ADDITIONAL OPTIONS

DALI	Digital Dimming	EL3	Emergency Kit - 3 hrs

SCHEMATIC

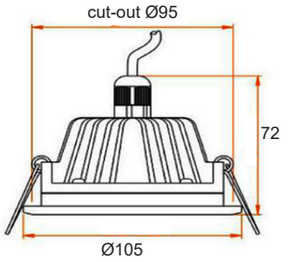

ORDERING CODE	Ø	H	cut-out Ø
32-61COB2	105	72	95

Dimensions are in mm

ORDERING GUIDE

32-61COB-2-12-830	12W	32-61COB-2-15-830	15W
32-61COB-2-12-840	12W	32-61COB-2-15-840	15W
32-61COB-2-12-865	12W	32-61COB-2-15-865	15W

ORDERING EXAMPLE

32-61COB2-12-830/IP65

32	61COB2	12	830	IP65
LED DOWNLIGHT	Family Name	LED COB & Wattage	CRI & CCT	IP Rating

LED DOWNLIGHT 61COB2-12-830/IP65

32-62COB

LED DOWNLIGHT

LITE-TECH
THE ULTIMATE SOLUTION FOR ILLUMINATION

EN 60598 | IP44 | IK04 | F | 220-240V 50 / 60 Hz | PF ≥ 0.9



Housing	Aluminum
Diffuser	Clear glass
Reflector	Aluminum
Light Source	COB LED
Benefits	- Low cost & energy saving - Uniformity in lighting - Easiest method of thermal management - tool-free installation and maintenance





DESCRIPTION

A recessed mounted, cost-effective, integrated LED DOWNLIGHT module with good quality of light that's easy to suit any application.

APPLICATION

Can be used in a wide range of applications from Residential to Commercial spaces.

SPECIFICATION

	32-62COB 20W	32-62COB 30W
LED Chip	Evercore / Philips	Evercore / Philips
LED Driver	Philips	Philips
Wattage	20W	30W
Lumen@Source*	2600 lm	3900 lm
Beam Angle	30°	34°
CCT**	3000K / 4000K / 6500K	3000K / 4000K / 6500K
CRI (Ra)	>80 and 3 SDCM	>80 and 3 SDCM
LED Life	50,000 hrs / L70	50,000 hrs / L70
Working Ambient Temperature	50°C	50°C

*Luminous Flux tolerance ±5% / **CCT Tolerance ±5%

Data is subject to change without notice.

32-62COB

LED DOWNLIGHT



POLAR DIAGRAM

62COB-20W

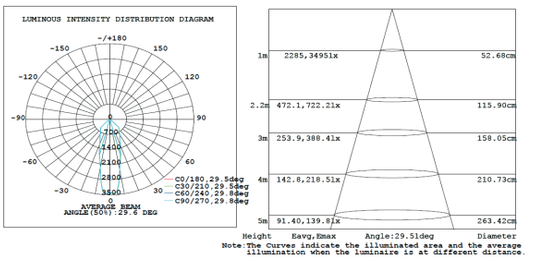

62COB-30W

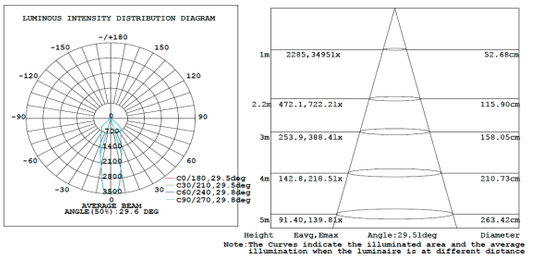

ADDITIONAL OPTIONS

DALI Digital Dimming

EL3 Emergency Kit - 3 hrs

SCHEMATIC

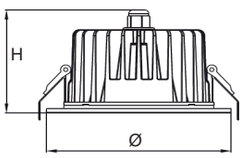

ORDERING CODE	Ø	H	cut-out Ø
32-62COB-20	200	110	175
32-62COB-30	230	118	215

Dimensions are in mm

ORDERING GUIDE

32-62COB-20-830	20W	32-62COB-30-830	30W
32-62COB-20-840	20W	32-62COB-30-840	30W
32-62COB-20-865	20W	32-62COB-30-865	30W

ORDERING EXAMPLE

32-62COB-20-830/IP44

32	62COB	20	830	IP44
LED DOWNLIGHT	Family Name	Wattage	CRI & CCT	IP Rating

LED DOWNLIGHT 62COB-20-830/IP44

32-62COB2

LED DOWNLIGHT

LITE-TECH
THE ULTIMATE SOLUTION FOR ILLUMINATION

EN 60598 | IP65 | IK04 | F | 220-29V 50 / 60 Hz | PF ≥ 0.9



Housing	Die-cast aluminum
Diffuser	Clear glass
Reflector	Aluminum
Light Source	COB LED
Benefits	- Homogeneous light output in low depth of housing - Zhage complaint modules used - Easiest method of thermal management - tool-free installation and maintenance







DESCRIPTION

A recessed mounted, cost-effective, integrated LED DOWNLIGHT module with good quality of light that's easy to suit any application.

APPLICATION

Can be used in a wide range of applications from Residential to Commercial spaces.

SPECIFICATION

	32-62COB2 9W	32-62COB2 12W
LED Chip	Evercore / Philips	Evercore / Philips
LED Driver	Philips	Philips
Wattage	9W	12W
Lumen@Source*	1170 lm	1560 lm
Beam Angle	60°	60°
CCT**	3000K / 4000K / 6500K	3000K / 4000K / 6500K
CRI (Ra)	>80 and 3 SDCM	>80 and 3 SDCM
LED Life	50,000 hrs / L70	50,000 hrs / L70
Working Ambient Temperature	50°C	50°C

*Luminous Flux tolerance ±5% / **CCT Tolerance ±5%

Data is subject to change without notice.

32-62COB2

LED DOWNLIGHT



POLAR DIAGRAM

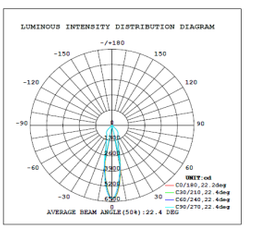



ADDITIONAL OPTIONS

DALI	Digital Dimming	EL3	Emergency Kit - 3 hrs

SCHEMATIC

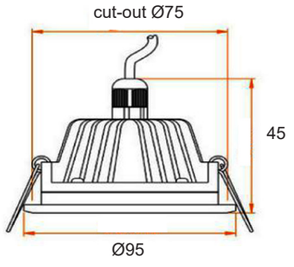

ORDERING CODE	Ø	H	cut-out Ø
32-61COB2	95	45	75

Dimensions are in mm

ORDERING GUIDE

32-62COB-2-9-830	9W	32-62COB-2-12-830	12W
32-62COB-2-9-840	9W	32-62COB-2-12-840	12W
32-62COB-2-9-865	9W	32-62COB-2-12-865	12W

ORDERING EXAMPLE

32-62COB2-12-830/IP65

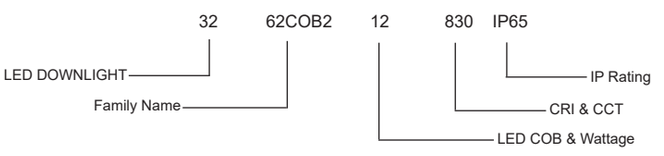

LED DOWNLIGHT 62COB2-12-830/IP65

32-63COB

LED DOWNLIGHT

LITE-TECH
THE ULTIMATE SOLUTION FOR ILLUMINATION

EN 60598 | IP20 | IK04 | F | 220-240V 50 / 60 Hz | PF ≥ 0.9



Housing	Aluminum
Diffuser	PC lens
Reflector	Aluminum
Light Source	COB LED
Benefits	- Low cost & energy saving - Uniformity in lighting - Easiest method of thermal management - tool-free installation and maintenance





DESCRIPTION

A recessed mounted, cost-effective, integrated LED DOWNLIGHT module with good quality of light that's easy to suit any application.

APPLICATION

Can be used in a wide range of applications from Residential to Commercial spaces.

SPECIFICATION

	32-63COB 7W	32-63COB 11W	32-63COB 15W	32-63COB 20W	32-63COB 24W	32-63COB 30W
LED Chip	Evercore Philips	Evercore Philips	Evercore Philips	Evercore Philips	Evercore Philips	Evercore Philips
LED Driver	Philips	Philips	Philips	Philips	Philips	Philips
Wattage	7W	11W	15W	20W	24W	30W
Lumen@Source*	910 lm	1430 lm	1950 lm	2600 lm	3120 lm	3900 lm
Beam Angle	40°	40°	40°	40°	40°	40°
CCT**	3000K 4000K 6500K	3000K 4000K 6500K	3000K 4000K 6500K	3000K 4000K 6500K	3000K 4000K 6500K	3000K 4000K 6500K
CRI (Ra)	>80 and 3 SDCM	>80 and 3 SDCM	>80 and 3 SDCM	>80 and 3 SDCM	>80 and 3 SDCM	>80 and 3 SDCM
LED Life	50,000 hrs / L70	50,000 hrs / L70	50,000 hrs / L70	50,000 hrs / L70	50,000 hrs / L70	50,000 hrs / L70
Working Ambient Temperature	50°C	50°C	50°C	50°C	50°C	50°C

*Luminous Flux tolerance ±5% / **CCT Tolerance ±5%

Data is subject to change without notice.

32-63COB

LED DOWNLIGHT



POLAR DIAGRAM

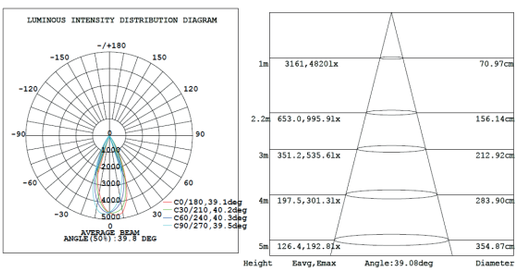

ADDITIONAL OPTIONS

DALI	Digital Dimming	EL3	Emergency Kit - 3 hrs
ADJ	Adjustable Angle		

SCHEMATIC

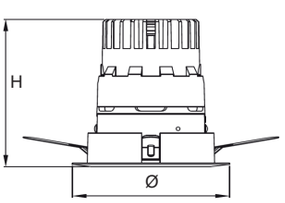

ORDERING CODE	Ø	H	cut-out Ø	H
32-63COB-7	90	101	75	106
32-63COB-11	90	101	75	106
32-63COB-15	120	120	105	125
32-63COB-20	140	139	125	147
32-63COB-24	140	139	125	147
32-63COB-30	165	158	150	167

Dimensions are in mm

HEIGHT FOR ADJUSTABLE OPTION

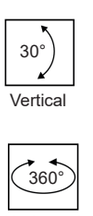

ORDERING GUIDE

32-63COB-7-830	7W	32-63COB-15-830	15W	32-63COB-24-830	24W
32-63COB-7-840	7W	32-63COB-15-840	15W	32-63COB-24-840	24W
32-63COB-7-865	7W	32-63COB-15-865	15W	32-63COB-24-865	24W
32-63COB-11-830	11W	32-63COB-20-830	20W	32-63COB-30-830	30W
32-63COB-11-840	11W	32-63COB-20-840	20W	32-63COB-30-840	30W
32-63COB-11-865	11W	32-63COB-20-865	20W	32-63COB-30-865	30W

ORDERING EXAMPLE

32-63COB-20-830/IP20

32	63COB	20	830	IP20
LED DOWNLIGHT	Family Name	LED COB & Wattage	CRI & CCT	IP Rating

LED DOWNLIGHT 63COB-20-830/IP20

32-64COB

LED DOWNLIGHT

LITE-TECH
THE ULTIMATE SOLUTION FOR ILLUMINATION

EN 60598 | IP44 | IK04 | F | 220-240V 50 / 60 Hz | PF ≥ 0.9



Housing	Aluminum
Diffuser	Glass and PC lens
Reflector	Aluminum
Light Source	COB LED
Benefits	- Low cost & energy saving - Uniformity in lighting - Easiest method of thermal management - tool-free installation and maintenance







DESCRIPTION

A recessed mounted, cost-effective, integrated LED DOWNLIGHT module with good quality of light that's easy to suit any application.

APPLICATION

Can be used in a wide range of applications from Residential to Commercial spaces.

SPECIFICATION

	32-64COB 18W	32-64COB 24W
LED Chip	Evercore / Philips	Evercore / Philips
LED Driver	Philips	Philips
Wattage	18W	24W
Lumen@Source*	2340 lm	3120 lm
Beam Angle	40°	40°
CCT**	3000K / 4000K / 6500K	3000K / 4000K / 6500K
CRI (Ra)	>80 and 3 SDCM	>80 and 3 SDCM
LED Life	50,000 hrs / L70	50,000 hrs / L70
Working Ambient Temperature	50°C	50°C

*Luminous Flux tolerance ±5% / **CCT Tolerance ±5%

Data is subject to change without notice.

32-64COB

LED DOWNLIGHT



POLAR DIAGRAM

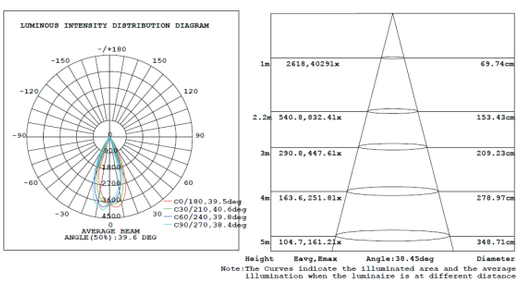

ADDITIONAL OPTIONS

DALI Digital Dimming

EL3 Emergency Kit - 3 hrs

SCHEMATIC

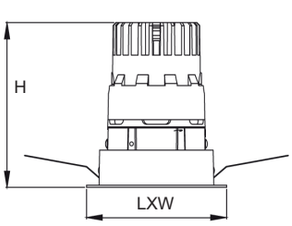

ORDERING CODE	L	W	H	cut-out LXW
32-64COB	145	145	145	125X125

Dimensions are in mm

ORDERING GUIDE

32-64COB-18-830	18W	32-64COB-24-830	24W
32-64COB-18-840	18W	32-64COB-24-840	24W
32-64COB-18-865	18W	32-64COB-24-865	24W

ORDERING EXAMPLE

32-64COB-18-830/IP44

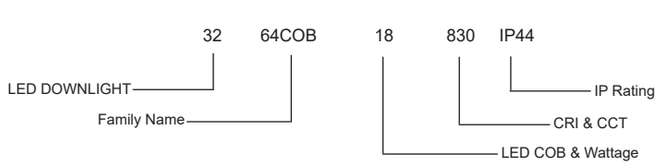

LED DOWNLIGHT 64COB-18-830/IP44

32-65COB

LED DOWNLIGHT

LITE-TECH
THE ULTIMATE SOLUTION FOR ILLUMINATION

EN 60598 | IP40 / IP44 | IK04 | F | 220-240V 50 / 60 Hz | PF ≥ 0.9



Housing	Aluminum
Diffuser	Frosted glass
Reflector	Aluminum
Light Source	COB LED
Benefits	- Low cost & energy saving - Uniformity in lighting - Easiest method of thermal management - tool-free installation and maintenance





DESCRIPTION

A recessed mounted, cost-effective, integrated LED DOWNLIGHT module with good quality of light that's easy to suit any application.

APPLICATION

Can be used in a wide range of applications from Residential to Commercial spaces.

SPECIFICATION

	32-65COB 25W	32-65COB 38W	32-65COB 50W	32-65COB 70W	32-65COB 80W	32-65COB 100W
LED Chip	Evercore Philips	Evercore Philips	Evercore Philips	Evercore Philips	Evercore Philips	Evercore Philips
LED Driver	Philips	Philips	Philips	Philips	Philips	Philips
Wattage	25W	38W	50W	70W	80W	100W
Lumen@Source*	3250 lm	4940 lm	6500 lm	9100 lm	10400 lm	13000 lm
Beam Angle	48°	48°	48°	48°	48°	48°
CCT**	3000K 4000K 6500K	3000K 4000K 6500K	3000K 4000K 6500K	3000K 4000K 6500K	3000K 4000K 6500K	3000K 4000K 6500K
CRI (Ra)	>80 and 3 SDCM	>80 and 3 SDCM	>80 and 3 SDCM	>80 and 3 SDCM	>80 and 3 SDCM	>80 and 3 SDCM
LED Life	50,000 hrs / L70	50,000 hrs / L70	50,000 hrs / L70	50,000 hrs / L70	50,000 hrs / L70	50,000 hrs / L70
Working Ambient Temperature	50°C	50°C	50°C	50°C	50°C	50°C

*Luminous Flux tolerance ±5% / **CCT Tolerance ±5%

Data is subject to change without notice.

32-65COB

LED DOWNLIGHT



POLAR DIAGRAM

65COB-25W

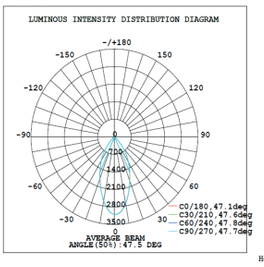

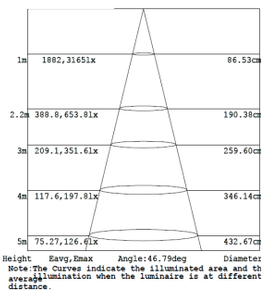

ADDITIONAL OPTIONS

DALI Digital Dimming

EL3 Emergency Kit - 3 hrs

SCHEMATIC

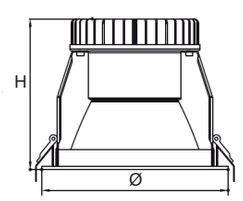

ORDERING CODE	Ø	H	cut-out Ø
32-65COB-25	230	157	210
32-65COB-38	230	172	210
32-65COB-50	230	192	210
32-65COB-70	230	212	210
32-65COB-80	230	227	210
32-65COB-100	230	267	210

Dimensions are in mm

ORDERING GUIDE

32-65COB-25-830	28W	32-65COB-50-830	38W	32-65COB-80-830	70W
32-65COB-25-840	28W	32-65COB-50-840	38W	32-65COB-80-840	70W
32-65COB-25-865	28W	32-65COB-50-865	38W	32-65COB-80-865	70W
32-65COB-38-830	30W	32-65COB-70-830	50W	32-65COB-100-830	100W
32-65COB-38-840	30W	32-65COB-70-840	50W	32-65COB-100-840	100W
32-65COB-38-865	30W	32-65COB-70-865	50W	32-65COB-100-865	100W

ORDERING EXAMPLE

32-65COB-25-830/IP44

32 65COB 25 830 IP44

LED DOWNLIGHT — Family Name — LED COB & Wattage — CRI & CCT — IP Rating

LED DOWNLIGHT 65COB-25-830/IP44

32-67COB

LED DOWNLIGHT

LITE-TECH
THE ULTIMATE SOLUTION FOR ILLUMINATION

EN 60598 | IP44 | IK04 | F | 220-240V 50 / 60 Hz | PF ≥ 0.9



Housing	Die-cast aluminum heat sink
Diffuser	PC lens
Reflector	Aluminum
Light Source	COB LED
Benefits	- Homogeneous light output in low depth of housing - Zhage complaint modules used - Easiest method of thermal management - tool-free installation and maintenance





DESCRIPTION

A recessed mounted, cost-effective, integrated LED DOWNLIGHT module with good quality of light that's easy to suit any application.

APPLICATION

Can be used in a wide range of applications from Residential to Commercial spaces.

SPECIFICATION

	32-67COB 9W	32-67COB 15W	32-67COB 20W	32-67COB 24W	32-67COB 30W	32-67COB 50W
LED Chip	Evercore / Philips	Evercore / Philips	Evercore / Philips	Evercore / Philips	Evercore / Philips	Evercore / Philips
LED Driver	Philips	Philips	Philips	Philips	Philips	Philips
Wattage	9W	15W	20W	24W	30W	50W
Lumen@Source*	1170 lm	1950 lm	2600 lm	3120 lm	3900 lm	6500 lm
Beam Angle	45°	45°	45°	45°	45°	45°
CCT**	3000K 4000K 6500K	3000K 4000K 6500K	3000K 4000K 6500K	3000K 4000K 6500K	3000K 4000K 6500K	3000K 4000K 6500K
CRI (Ra)	>80 and 3 SDCM	>80 and 3 SDCM	>80 and 3 SDCM	>80 and 3 SDCM	>80 and 3 SDCM	>80 and 3 SDCM
LED Life	50,000 hrs / L70	50,000 hrs / L70	50,000 hrs / L70	50,000 hrs / L70	50,000 hrs / L70	50,000 hrs / L70
Working Ambient Temperature	50°C	50°C	50°C	50°C	50°C	50°C

*Luminous Flux tolerance ±5% / **CCT Tolerance ±5%

Data is subject to change without notice.

32-67COB

LED DOWNLIGHT



POLAR DIAGRAM

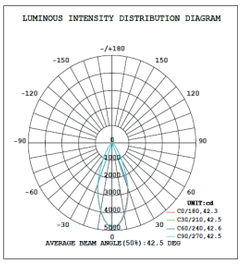

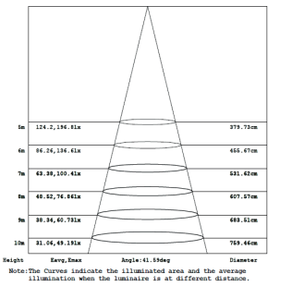

ADDITIONAL OPTIONS

DALI Digital Dimming

EL3 Emergency Kit - 3 hrs

SCHEMATIC

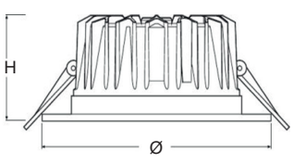

ORDERING CODE	Ø	H	cut-out Ø
32-67COB-9	95	60	80
32-67COB-15	117	70	100
32-67COB-20	165	95	140
32-67COB-24	198	105	170
32-67COB-30	198	105	170
32-67COB-50	220	115	200

Dimensions are in mm

ORDERING GUIDE

32-67COB-9	830	840	865	9W
32-67COB-15	830	840	865	15W
32-67COB-20	830	840	865	20W
32-67COB-24	830	840	865	24W
32-67COB-30	830	840	865	30W
32-67COB-50	830	840	865	50W

ORDERING EXAMPLE

32-67COB-9-830/IP44

32 — LED DOWNLIGHT
67COB — Family Name
9 — LED COB & Wattage
830 — CRI & CCT
IP44 — IP Rating

LED DOWNLIGHT 67COB-9-830/IP44

32-69COB

LED DOWNLIGHT

LITE-TECH
THE ULTIMATE SOLUTION FOR ILLUMINATION

EN 60598 | IP44 | IK04 | F | 220-240V 50 / 60 Hz | PF ≥ 0.9



ROUND (R)



SQUARE (S)

Housing	Aluminum
Diffuser	Glass
Reflector	Aluminum
Light Source	COB LED
Benefits	- Homogeneous light output in low depth of housing - Zhage complaint modules used - Easiest method of thermal management - tool-free installation and maintenance





DESCRIPTION

A recessed mounted, cost-effective, integrated LED DOWNLIGHT module with good quality of light that's easy to suit any application.

APPLICATION

Can be used in a wide range of applications from Residential to Commercial spaces.

SPECIFICATION

	32-69COB 9W	32-69COB 12W	32-69COB 15W	32-69COB 20W	32-69COB 24W
LED Chip	Evercore / Philips	Evercore / Philips	Evercore / Philips	Evercore / Philips	Evercore / Philips
LED Driver	Philips	Philips	Philips	Philips	Philips
Wattage	9W	12W	15W	20W	24W
Lumen@Source*	1170 lm	1560 lm	1950 lm	2600 lm	3120 lm
Beam Angle	22°	22°	22°	22°	22°
CCT**	3000K / 4000K / 6500K	3000K / 4000K / 6500K	3000K / 4000K / 6500K	3000K / 4000K / 6500K	3000K / 4000K / 6500K
CRI (Ra)	>80 and 3 SDCM	>80 and 3 SDCM	>80 and 3 SDCM	>80 and 3 SDCM	>80 and 3 SDCM
LED Life	50,000 hrs / L70	50,000 hrs / L70	50,000 hrs / L70	50,000 hrs / L70	50,000 hrs / L70
Working Ambient Temperature	50°C	50°C	50°C	50°C	50°C

*Luminous Flux tolerance ±5% / **CCT Tolerance ±5%

Data is subject to change without notice.

32-69COB

LED DOWNLIGHT



POLAR DIAGRAM

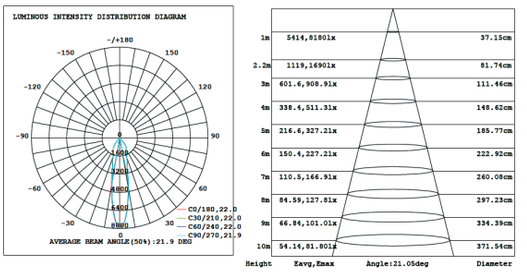

ADDITIONAL OPTIONS

DALI Digital Dimming

EL3 Emergency Kit - 3 hrs

SCHEMATIC

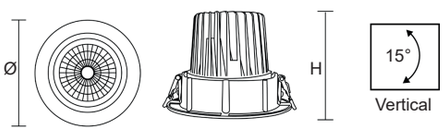

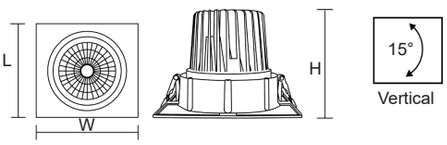

ORDERING CODE	Ø	H	cut-out Ø
32-69COB-R-9	85	68	75
32-69COB-R-12/15	100	87	85
32-69COB-R-20/24	140	105	120

ORDERING CODE	L	W	H	cut-out Ø
32-69COB-S-9	85	85	68	75
32-69COB-S-12/15	100	100	87	85
32-69COB-S-20/24	140	140	105	120

Dimensions are in mm

ORDERING GUIDE

32-69COB-R-9	830	840	865	9W
32-69COB-R-12	830	840	865	12W
32-69COB-R-15	830	840	865	15W
32-69COB-R-20	830	840	865	20W
32-69COB-R-24	830	840	865	24W

32-69COB-S-9	830	840	865	9W
32-69COB-S-12	830	840	865	12W
32-69COB-S-15	830	840	865	15W
32-69COB-S-20	830	840	865	20W
32-69COB-S-24	830	840	865	24W

ORDERING EXAMPLE

32-69COB-9-830/IP44

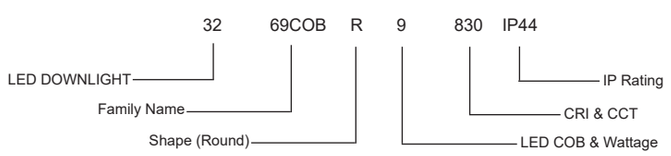

LED DOWNLIGHT 69COB-R-9-830/IP44

32-71COB

LED DOWNLIGHT

LITE-TECH
THE ULTIMATE SOLUTION FOR ILLUMINATION

EN 60598 | IP65 | IK04 | F | 220-240V 50 / 60 Hz | PF ≥ 0.9



Housing	Die-cast aluminum
Diffuser	High grade glass
Reflector	Aluminum
Light Source	COB LED
Benefits	- Homogeneous light output in low depth of housing - Zhage complaint modules used - Easiest method of thermal management - tool-free installation and maintenance





DESCRIPTION

A recessed mounted, cost-effective, integrated LED DOWNLIGHT module with good quality of light that's easy to suit any application.

APPLICATION

Can be used in a wide range of applications from Residential to Commercial spaces.

SPECIFICATION

	32-71COB 12W	32-71COB 20W	32-71COB 30W	32-71COB 45W
LED Chip	Evercore / Philips	Evercore / Philips	Evercore / Philips	Evercore / Philips
LED Driver	Philips	Philips	Philips	Philips
Wattage	12W	20W	30W	45W
Lumen@Source*	1560 lm	2600 lm	3900 lm	5850 lm
Beam Angle	45°	45°	45°	45°
CCT**	3000K / 4000K / 6500K	3000K / 4000K / 6500K	3000K / 4000K / 6500K	3000K / 4000K / 6500K
CRI (Ra)	>80 and 3 SDCM	>80 and 3 SDCM	>80 and 3 SDCM	>80 and 3 SDCM
LED Life	50,000 hrs / L70	50,000 hrs / L70	50,000 hrs / L70	50,000 hrs / L70
Working Ambient Temperature	50°C	50°C	50°C	50°C

*Luminous Flux tolerance ±5% / **CCT Tolerance ±5%

Data is subject to change without notice.

32-71COB

LED DOWNLIGHT



POLAR DIAGRAM

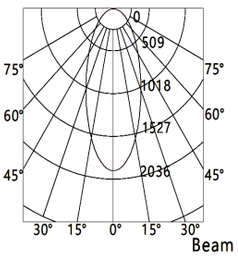

m	lux	cm
1.0	2016	51
2.0	504	102
3.0	224	153
4.0	126	203

Beam Angle=45°

ADDITIONAL OPTIONS

DALI Digital Dimming

EL3 Emergency Kit - 3 hrs

SCHEMATIC

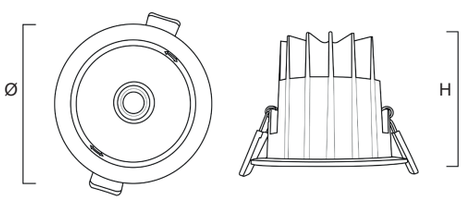

ORDERING CODE	Ø	H	cut-out Ø
32-71COB-12	100	75	90
32-71COB-20	140	90	130
32-71COB-30	185	112	170
32-71COB-45	230	128	200

Dimensions are in mm

ORDERING GUIDE

32-71COB-12-830	12W	32-71COB-20-830	20W	32-71COB-30-830	30W	32-71COB-45-830	45W
32-71COB-12-840	12W	32-71COB-20-840	20W	32-71COB-30-840	30W	32-71COB-45-840	45W
32-71COB-12-865	12W	32-71COB-20-865	20W	32-71COB-30-865	30W	32-71COB-45-865	45W

ORDERING EXAMPLE

32-71COB-12-830/IP65

32	71COB	12	830	IP65
LED DOWNLIGHT	Family Name	Wattage	CRI & CCT	IP Rating

LED DOWNLIGHT 71COB-12-830/IP65

32-25TRK

LED DOWNLIGHT

LITE-TECH
THE ULTIMATE SOLUTION FOR ILLUMINATION

EN 60598 | IP44 | IK04 | F | 220-240V 50 / 60 Hz | PF ≥ 0.9



Housing	Die-cast aluminum heat sink
Diffuser	Clear glass
Reflector	Aluminum
Light Source	COB LED
Benefits	- Homogeneous light output in low depth housing - Zhage complaint modules used - Easiest method of thermal management - Tool-free installation and maintenance



DESCRIPTION

LED recessed downlights for effecient lighting solutions with high luminous efficiency and lasts longer than their traditional counterparts. LED recessed down-lights add sleek and elegant appeal to indoor design that offers high flexibility to direct soft and uniform lighting in diverse ways.

APPLICATION

Commonly used in corridors, washrooms, living rooms, shopping stores and areas with low ceilings.

SPECIFICATION

	32-25TRK 10W	32-25TRK 20W	32-25TRK 30W
LED Chip	Evercore / Philips	Evercore / Philips	Evercore / Philips
LED Driver	Philips	Philips	Philips
Wattage	10W	20W	30W
Lumen@Source*	1300 lm	2600 lm	3900 lm
Beam Angle	23°	23°	23°
CCT**	3000K / 4000K / 6500K	3000K / 4000K / 6500K	3000K / 4000K / 6500K
CRI (Ra)	>80 and 3 SDCM	>80 and 3 SDCM	>80 and 3 SDCM
LED Life	50,000 hrs / L70	50,000 hrs / L70	50,000 hrs / L70
Working Ambient Temperature	50°C	50°C	50°C

*Luminous Flux tolerance ±5% / **CCT Tolerance ±5%

Data is subject to change without notice.

32-25TRK

LED DOWNLIGHT



POLAR DIAGRAM

10W

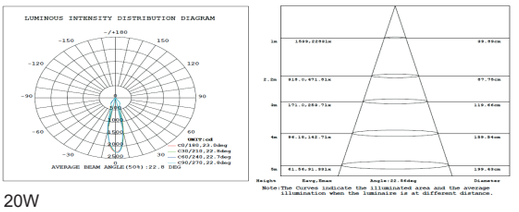

20W

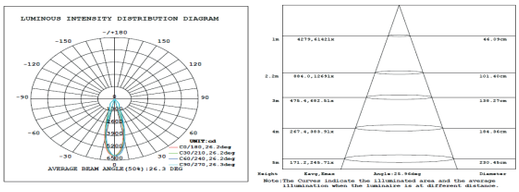

30W

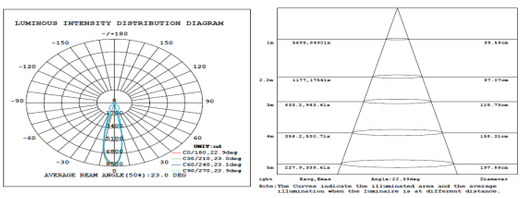

ADDITIONAL OPTIONS

DALI Digital Dimming

EL3 Emergency Kit - 3 hrs

SCHEMATIC

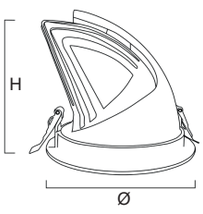



Horizontal



Vertical

ORDERING CODE	Ø	H	cut-out Ø
32-25TRK-10	102	90	90
32-25TRK-20	140	115	125
32-25TRK-30	160	130	145

Dimensions are in mm

ORDERING GUIDE

32-25TRK-10-830	10W	32-25TRK-20-830	20W	32-25TRK-30-830	30W
32-25TRK-10-840	10W	32-25TRK-20-840	20W	32-25TRK-30-840	30W
32-25TRK-10-865	10W	32-25TRK-20-865	20W	32-25TRK-30-865	30W

ORDERING EXAMPLE

32-25TRK-10-830/IP44

32	25TRK	10	830	IP44
LED DOWNLIGHT	Family Name	LED module & Wattage	CRI & CCT	IP Rating

LED DOWNLIGHT 25TRK-10-830/IP44

32-TL18

LED DOWNLIGHT

LITE-TECH
THE ULTIMATE SOLUTION FOR ILLUMINATION

EN 60598 | IP40 | IK04 | F | 220-240V 50 / 60 Hz | PF ≥ 0.9



Housing	Die-cast aluminum
Reflector	Aluminum
Diffuser	PC lens
Light Source	COB LED
Benefits	- Breakthrough system cost - Good quality and light performance - Uniformity in lighting - Easy to install - Trimless







DESCRIPTION

A recessed mounted, cost-effective, integrated LED DOWNLIGHT module with good quality of light that's easy to suit any application.

APPLICATION

Can be used in a wide range of applications from Residential to Commercial spaces.

SPECIFICATION

	32-TL18 10W	32-TL18 20W	32-TL18 30W
LED Chip	Evercore / Philips	Evercore / Philips	Evercore / Philips
LED Driver	Philips	Philips	Philips
Wattage	10W	20W	30W
Lumen@Source*	1300 lm	2600 lm	3900 lm
Beam Angle	36°	36°	36°
CCT**	3000K / 4000K / 6500K	3000K / 4000K / 6500K	3000K / 4000K / 6500K
CRI (Ra)	>80 and 3 SDCM	>80 and 3 SDCM	>80 and 3 SDCM
LED Life	50,000 hrs / L70	50,000 hrs / L70	50,000 hrs / L70
Working Ambient Temperature	50°C	50°C	50°C

*Luminous Flux tolerance ±5% / **CCT Tolerance ±5%

Data is subject to change without notice.

32-TL18

LED DOWNLIGHT



POLAR DIAGRAM

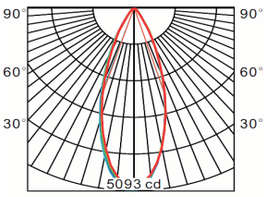

ADDITIONAL OPTIONS

DALI Digital Dimming

EL3 Emergency Kit - 3 hrs

SCHEMATIC

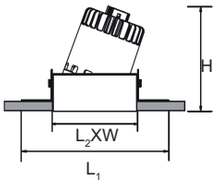



Vertical

ORDERING CODE	L_1	L_2	W	H	cut-out LXW
32-TL18-10	133	71	71	103	72X72
32-TL18-20	162	100	100	119	102X102
32-TL18-30	162	100	100	130	102X102

Dimensions are in mm

ORDERING GUIDE

32-TL18-10-830	10W	32-TL18-20-830	20W	32-TL18-30-830	30W
32-TL18-10-840	10W	32-TL18-20-840	20W	32-TL18-30-840	30W
32-TL18-10-865	10W	32-TL18-20-865	20W	32-TL18-30-865	30W

ORDERING EXAMPLE

32-TL18-10-830/IP40

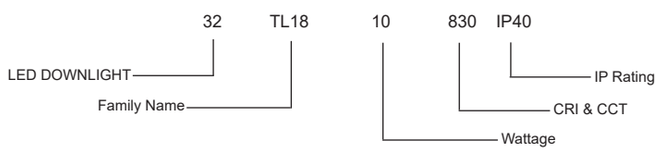

LED DOWNLIGHT TL18-10-830/IP40

32-905COB

LED SPOTLIGHT

LITE-TECH
THE ULTIMATE SOLUTION FOR ILLUMINATION

EN 60598 | IP44 | IK04 | F | 220-240V 50 / 60 Hz | PF ≥ 0.9



Housing	Die-cast aluminum
Reflector	Aluminum
Diffuser	Semi-frosted PC
Light Source	COB LED
Benefits	- Breakthrough system cost - Good quality and light performance - Easy to install







DESCRIPTION

A recessed mounted, cost-effective, integrated LED spotlight module with good quality of light that's easy to suit any application.

APPLICATION

Can be used in a wide range of applications from Residential to Commercial spaces.

SPECIFICATION

	32-905COB 8W	32-905COB 10W	32-905COB 12W
LED Chip	Evercore / Samsung	Evercore / Samsung	Evercore / Samsung
LED Driver	Philips	Philips	Philips
Wattage	8W	10W	12W
Lumen@Source*	1040 lm	1300 lm	1560 lm
Beam Angle	36°	36°	36°
CCT**	3000K / 4000K / 6500K	3000K / 4000K / 6500K	3000K / 4000K / 6500K
CRI (Ra)	>80 and 3 SDCM	>80 and 3 SDCM	>80 and 3 SDCM
LED Life	50,000 hrs / L70	50,000 hrs / L70	50,000 hrs / L70
Working Ambient Temperature	50°C	50°C	50°C

*Luminous Flux tolerance ±5% / **CCT Tolerance ±5%

Data is subject to change without notice.

32-905COB

LED SPOTLIGHT



ADDITIONAL OPTIONS

DALI	Digital Dimming
EL3	Emergency Kit - 3 hrs

SCHEMATIC

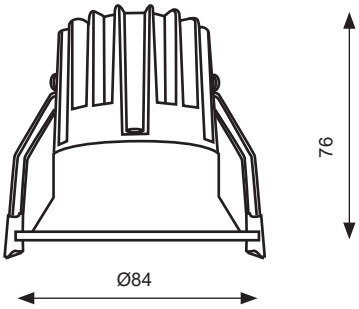

cut-out: Ø75

Dimensions are in mm

ORDERING GUIDE

32-905COB-8-830	8W	32-905COB-10-830	10W	32-905COB-12-830	12W
32-905COB-8-840	8W	32-905COB-10-840	10W	32-905COB-12-840	12W
32-905COB-8-865	8W	32-905COB-10-865	10W	32-905COB-12-865	12W

ORDERING EXAMPLE

32-905COB-10-830/IP44

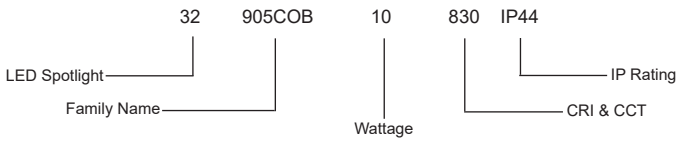

LED SPOTLIGHT 905COB-10-830/IP44

32-COB8545

LED SPOTLIGHT



Housing	Powder Coated Metal
Diffuser	Polycarbonate
Reflector	Painted ABS Plastic
Light Source	COB LED
Benefits	- High brightness - Uniformity in lighting - Low cost - Energy saving - Easy to install

DESCRIPTION

A recessed mounted, cost-effective, integrated LED spotlight module with good quality of light that's easy to suit any application.

APPLICATION

Can be used in a wide range of applications from Residential to Commercial spaces.

SPECIFICATION

	32- COB8545 9W
LED Chip	Lumiled
Driver	Philips
Wattage	9W
Lumen@Source*	1170 lm
Beam Angle	□0°
CCT**	3000K / 4000K / 6500K
CRI (Ra)	>80 and 5 SDCM
LED Life	50,000 hrs / L70
Working Ambient Temperature	50°C

*Luminous Flux tolerance ±5% / **CCT Tolerance ±5%

Data is subject to change without notice.

32-COB8545

LED SPOTLIGHT



POLAR DIAGRAM

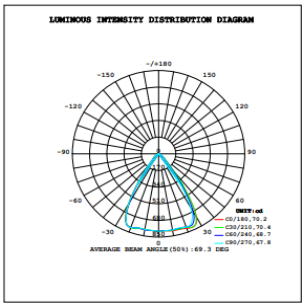

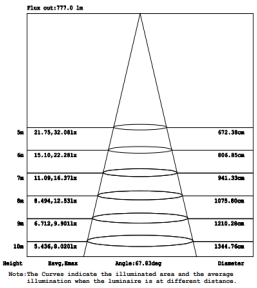

ADDITIONAL OPTIONS

DALI Digital Dimming

EL3 Emergency Kit - 3 hrs

DIMENSION

ORDERING CODE	Ø	H	cut-out Ø
32-COB8545	85	45	70

Dimensions are in mm

ORDERING GUIDE

32-COB8545-9-830	9W
32-COB8545-9-840	9W
32-COB8545-9-865	9W

ORDERING EXAMPLE

32-COB8545-9-830/IP44

32 COB8545 9 830 IP44

- 32 — LED Spotlight
- COB8545 — Family Name
- 9 — LED COB & Wattage
- 830 — CRI & CCT
- IP44 — IP Rating

LED SPOTLIGHT COB8545-9-830/IP44

32-UL21

LED SPOTLIGHT



Housing	Die-cast aluminum
Diffuser	PC
Light Source	COB LED
Benefits	- Homogeneous light output in low depth of housing - Zhage complaint modules used - Easiest method of thermal management - tool-free installation and maintenance

DESCRIPTION

A recessed mounted, cost-effective, integrated LED SPOTLIGHT module with good quality of light that's easy to suit any application.

APPLICATION

Can be used in a wide range of applications from Residential to Commercial spaces.

SPECIFICATION

	32-UL21 12W
LED Chip	Osram
LED Driver	Philips
Wattage	12W
Delivered Lumen	1000 lm
Beam Angle	36°
CCT**	3000K / 4000K / 6500K
CRI (Ra)	>90 and 3 SDCM
LED Life	50,000 hrs / L70
Working Ambient Temperature	50°C

*Luminous Flux tolerance ±5% / **CCT Tolerance ±5%

Data is subject to change without notice.

32-UL21

LED SPOTLIGHT



POLAR DIAGRAM

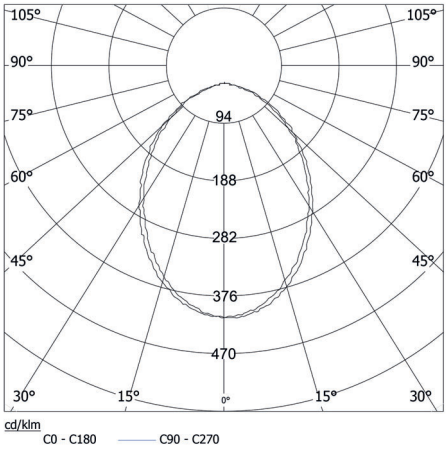

SCHEMATIC

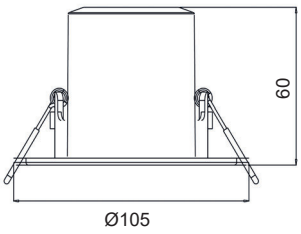

cut-out: 95
Dimensions are in mm

ADDITIONAL OPTIONS

DALI Digital Dimming

ORDERING GUIDE

32-UL21-12-830	12W
32-UL21-12-840	12W
32-UL21-12-865	12W

ORDERING EXAMPLE

32-UL21-12-830/IP65

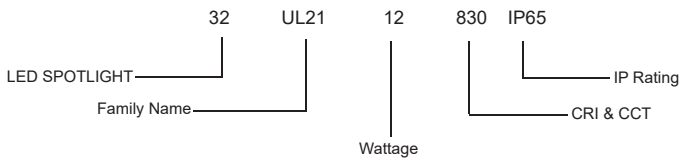

LED SPOTLIGHT UL21-12-830/IP65

32-BRIGHTSTONE 4

LED DOWNLIGHT

LITE-TECH
THE ULTIMATE SOLUTION FOR ILLUMINATION

EN 60598 | IP65 | IK04 | F | 220-240V 50 / 60 Hz | PF ≥ 0.9



400



440



415

Housing	Cold forging heat sink in Gr1070 aluminum and die-cast aluminum trim
Diffuser	High quality opal diffuser increases light transmission and eliminate the pixelization
Light Source	Lite-Tech LED module powered by Lumiled
Benefits	- High brightness, very high lux values - Easy to install - Uniformity in lighting - Wide coverage area







DESCRIPTION

LED recessed downlights for effecient lighting solutions with high luminous efficiency and lasts longer than their traditional counterparts. This is designed to add sleek and elegant appeal to indoor applications that offer high flexibility to direct soft and uniform lighting in diverse ways.

APPLICATION

Commonly used in corridors, washrooms, living rooms, shopping stores and areas with low ceilings.

SPECIFICATION

	32-BRIGHTSTONE 400		32-BRIGHTSTONE 415		32-BRIGHTSTONE 440	
	9W	12W	9W	12W	9W	12W
LED Chip	Lumiled		Lumiled		Lumiled	
LED Driver	Philips		Philips		Philips	
Wattage	9W	12W	9W	12W	9W	12W
Lumen@Source*	1170 lm	1560 lm	1170 lm	1560 lm	1170 lm	1560 lm
Beam Angle	80°		80°		80°	
CCT**	3000K / 4000K / 6500K		3000K / 4000K / 6500K		3000K / 4000K / 6500K	
CRI (Ra)	>80 and 3 SDCM		>80 and 3 SDCM		>80 and 3 SDCM	
LED Life	50,000 hrs / L70		50,000 hrs / L70		50,000 hrs / L70	
Working Ambient Temperature	50°C		50°C		50°C	

*Luminous Flux tolerance ±5% / **CCT Tolerance ±5%

Data is subject to change without notice.

32-BRIGHTSTONE 4

LED DOWNLIGHT

POLAR DIAGRAM

400 9W

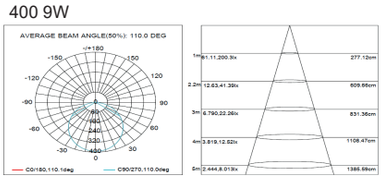

415 9W

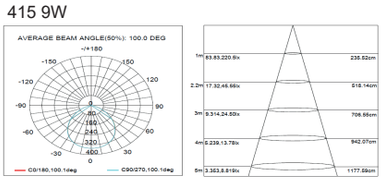

440 9W

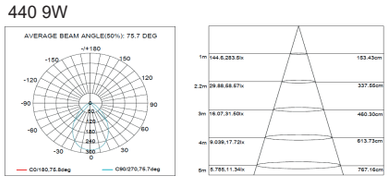

400 12W

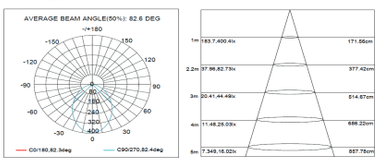

415 12W

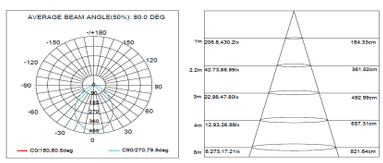

440 12W

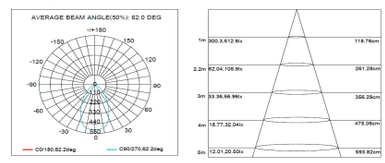

ADDITIONAL OPTIONS

DALI Digital Dimming

EL3 Emergency Kit - 3 hrs

Trim Options: Chrome Black Red Brown

SCHEMATIC

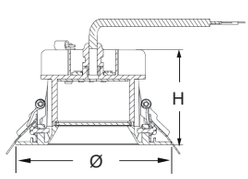

ORDERING CODE	Ø	H	cut-out Ø
32-BRIGHTSTONE 400	120	62	97
32-BRIGHTSTONE 415	120	75	97
32-BRIGHTSTONE 440	120	100	97

Dimensions are in mm

ORDERING GUIDE

32-BRIGHTSTONE 400-LTP9	830	840	865	9W
32-BRIGHTSTONE 400-LTP12	830	840	865	12W
32-BRIGHTSTONE 415-LTP9	830	840	865	9W
32-BRIGHTSTONE 415-LTP12	830	840	865	12W
32-BRIGHTSTONE 440-LTP9	830	840	865	9W
32-BRIGHTSTONE 440-LTP12	830	840	865	12W

ORDERING EXAMPLE

32-BRIGHTSTONE 400-LTP12-830/IP65

32	BRIGHTSTONE	400	LTP12	830	IP65
LED DOWNLIGHT	Family Name	Model	LED module & Wattage	CRI & CCT	IP Rating

LED DOWNLIGHT BRIGHTSTONE 400-LTP12-830/IP65

32-BRIGHTSTONE 6

LED DOWNLIGHT

LITE-TECH
THE ULTIMATE SOLUTION FOR ILLUMINATION

EN 60598 | IP65 | IK04 | F | 220-240V 50 / 60 Hz | PF ≥ 0.9



600



640



615

Housing — Cold forging heat sink in Gr1070 aluminum and die-cast aluminum trim

Diffuser — High quality opal diffuser increases light transmission and eliminate the pixelization

Light Source — Lite-Tech LED module powered by Lumiled

Benefits

- High brightness, very high lux values
- Easy to install
- Uniformity in lighting
- Wide coverage area



DESCRIPTION

LED recessed downlights for effecient lighting solutions with high luminous efficiency and lasts longer than their traditional counterparts. LED recessed downlights add sleek and elegant appeal to indoor design that offers high flexibility to direct soft and uniform lighting in diverse ways.

APPLICATION

Commonly used in corridors, washrooms, living rooms, shopping stores and areas with low ceilings.

SPECIFICATION

	32-BRIGHTSTONE 600		32-BRIGHTSTONE 615		32-BRIGHTSTONE 640	
	15W	20W	15W	20W	15W	20W
LED Chip	Lumiled		Lumiled		Lumiled	
LED Driver	Philips		Philips		Philips	
Wattage	15W	20W	15W	20W	15W	20W
Lumen@Source*	1950 lm	2600 lm	1950 lm	2600 lm	1950 lm	2600 lm
Beam Angle	95°		95°		95°	
CCT**	3000K / 4000K / 6500K		3000K / 4000K / 6500K		3000K / 4000K / 6500K	
CRI (Ra)	>80 and 3 SDCM		>80 and 3 SDCM		>80 and 3 SDCM	
LED Life	50,000 hrs / L70		50,000 hrs / L70		50,000 hrs / L70	
Working Ambient Temperature	50°C		50°C		50°C	

*Luminous Flux tolerance ±5% / **CCT Tolerance ±5%

Data is subject to change without notice.

32-BRIGHTSTONE 6

LED DOWNLIGHT

POLAR DIAGRAM

600 20W

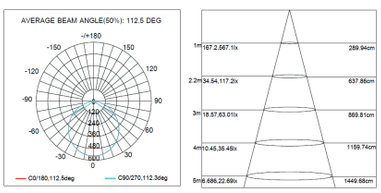

615 20W

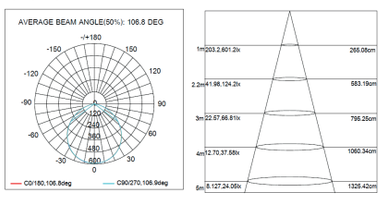

640 20W

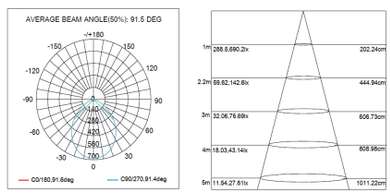

ADDITIONAL OPTIONS

DALI Digital Dimming

EL3 Emergency Kit - 3 hrs

Trim Options: Chrome Black Red Brown

SCHEMATIC

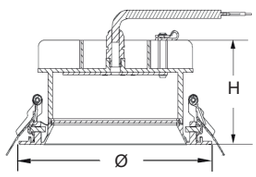

ORDERING CODE	Ø	H	cut-out Ø
32-BRIGHTSTONE 600	162	62	147
32-BRIGHTSTONE 615	162	75	147
32-BRIGHTSTONE 640	162	100	147

Dimensions are in mm

ORDERING GUIDE

32-BRIGHTSTONE 600-LTP15	830	840	865	15W
32-BRIGHTSTONE 600-LTP20	830	840	865	20W
32-BRIGHTSTONE 615-LTP15	830	840	865	15W
32-BRIGHTSTONE 615-LTP20	830	840	865	20W
32-BRIGHTSTONE 640-LTP15	830	840	865	15W
32-BRIGHTSTONE 640-LTP20	830	840	865	20W

ORDERING EXAMPLE

32-BRIGHTSTONE 600-LTP15-830/IP65

32 BRIGHTSTONE 600 LTP15 830 IP65

- 32 — LED DOWNLIGHT
- BRIGHTSTONE — Family Name
- 600 — Model
- LTP15 — LED module & Wattage
- 830 — CRI & CCT
- IP65 — IP Rating

LED DOWNLIGHT BRIGHTSTONE 600-LTP15-830/IP65

32-BRIGHTSTONE 8

LED DOWNLIGHT

LITE-TECH
THE ULTIMATE SOLUTION FOR ILLUMINATION

EN 60598 | IP65 | IK04 | F | 220-240V 50 / 60 Hz | PF ≥ 0.9



800



840



815

Housing	Cold forging heat sink in Gr1070 aluminum and die-cast aluminum trim
Diffuser	High quality opal diffuser increases light transmission and eliminate the pixelization
Light Source	Lite-Tech LED module powered by Lumiled
Benefits	- High brightness, very high lux values - Easy to install - Uniformity in lighting - Wide coverage area







DESCRIPTION

LED recessed downlights for effecient lighting solutions with high luminous efficiency and lasts longer than their traditional counterparts. LED recessed downlights add sleek and elegant appeal to indoor design that offers high flexibility to direct soft and uniform lighting in diverse ways.

APPLICATION

Commonly used in corridors, washrooms, living rooms, shopping stores and areas with low ceilings.

SPECIFICATION

	32-BRIGHTSTONE 800			32-BRIGHTSTONE 815			32-BRIGHTSTONE 840		
	20W	25W	30W	20W	25W	30W	20W	25W	30W
LED Chip	Lumiled			Lumiled			Lumiled		
LED Driver	Philips			Philips			Philips		
Wattage	20W	25W	30W	20W	25W	30W	20W	25W	30W
Lumen@Source*	2600 lm	3250 lm	3900 lm	2600 lm	3250 lm	3900 lm	2600 lm	3250 lm	3900 lm
Beam Angle	100°			100°			100°		
CCT**	3000K / 4000K / 6500K			3000K / 4000K / 6500K			3000K / 4000K / 6500K		
CRI (Ra)	>80 and 3 SDCM			>80 and 3 SDCM			>80 and 3 SDCM		
LED Life	50,000 hrs / L70			50,000 hrs / L70			50,000 hrs / L70		
Working Ambient Temperature	50°C			50°C			50°C		

*Luminous Flux tolerance ±5% / **CCT Tolerance ±5%

Data is subject to change without notice.

32-BRIGHTSTONE 8

LED DOWNLIGHT

POLAR DIAGRAM

800 25W

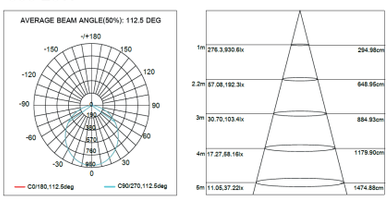

815 25W

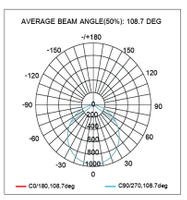



840 25W

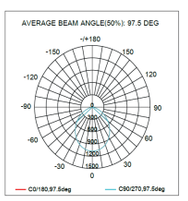

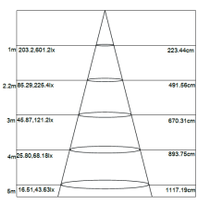

ADDITIONAL OPTIONS

DALI Digital Dimming

EL3 Emergency Kit - 3 hrs

Trim Options: Chrome Black Red Brown

SCHEMATIC

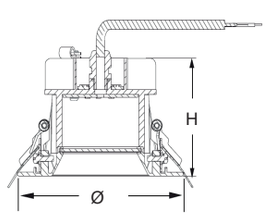

ORDERING CODE	Ø	H	cut-out Ø
32-BRIGHTSTONE 800	212	62	197
32-BRIGHTSTONE 815	212	75	197
32-BRIGHTSTONE 840	212	100	197

Dimensions are in mm

ORDERING GUIDE

32-BRIGHTSTONE 800-LTP20	830	840	865	20W
32-BRIGHTSTONE 800-LTP25	830	840	865	25W
32-BRIGHTSTONE 800-LTP30	830	840	865	30W
32-BRIGHTSTONE 840-LTP20	830	840	865	20W
32-BRIGHTSTONE 840-LTP25	830	840	865	25W
32-BRIGHTSTONE 840-LTP30	830	840	865	30W
32-BRIGHTSTONE 815-LTP20	830	840	865	20W
32-BRIGHTSTONE 815-LTP25	830	840	865	25W
32-BRIGHTSTONE 815-LTP30	830	840	865	30W

ORDERING EXAMPLE

32-BRIGHTSTONE 800-LTP20-830/IP65

32	BRIGHTSTONE	800	LTP20	830	IP65
LED DOWNLIGHT	Family Name	Model	LED module & Wattage	CRI & CCT	IP Rating

LED DOWNLIGHT BRIGHTSTONE 800-LTP20-830/IP65

32-BRIGHTSTONE C4

LED DOWNLIGHT

LITE-TECH
THE ULTIMATE SOLUTION FOR ILLUMINATION

EN 60598 | IP65 | IK04 | F | 220-240V 50 / 60 Hz | PF ≥ 0.9



C400



C440



C415

Housing	Cold forging heat sink in Gr1070 aluminum and die-cast aluminum trim
Diffuser	Clear acrylic
Reflector	Aluminum reflector
Light Source	COB LED
Benefits	- High brightness, very high lux values - Easy to install - Uniformity in lighting - Wide coverage area



DESCRIPTION

LED recessed downlights for effecient lighting solutions with high luminous efficiency and lasts longer than their traditional counterparts. This is designed to add sleek and elegant appeal to indoor applications that offer high flexibility to direct soft and uniform lighting in diverse ways.

APPLICATION

Commonly used in corridors, washrooms, living rooms, shopping stores and areas with low ceilings.

SPECIFICATION

	32-BRIGHTSTONE C400			32-BRIGHTSTONE C415			32-BRIGHTSTONE C440		
	8W	10W	12W	8W	10W	12W	8W	10W	12W
LED Chip	Evercore / Philips			Evercore / Philips			Evercore / Philips		
LED Driver	Philips			Philips			Philips		
Wattage	8W	10W	12W	8W	10W	12W	8W	10W	12W
Lumen@Source*	1040 lm	1300 lm	1560 lm	1040 lm	1300 lm	1560 lm	1040 lm	1300 lm	1560 lm
Beam Angle	46°	46°	46°	46°	46°	46°	10°	10°	10°
CCT**	3000K / 4000K / 6500K			3000K / 4000K / 6500K			3000K / 4000K / 6500K		
CRI (Ra)	>80 and 3 SDCM			>80 and 3 SDCM			>80 and 3 SDCM		
LED Life	50,000 hrs / L70			50,000 hrs / L70			50,000 hrs / L70		
Working Ambient Temperature	50°C			50°C			50°C		

*Luminous Flux tolerance ±5% / **CCT Tolerance ±5%

Data is subject to change without notice.

32-BRIGHTSTONE C4

LED DOWNLIGHT

POLAR DIAGRAM

C400 10W

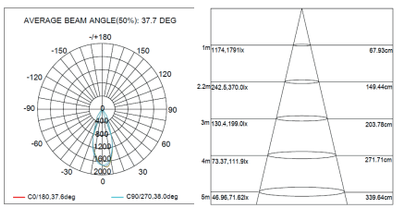

C415 10W

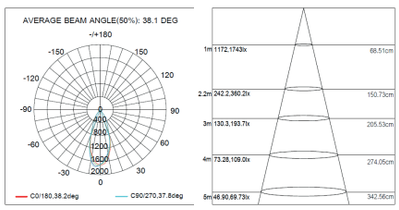

C440 10W

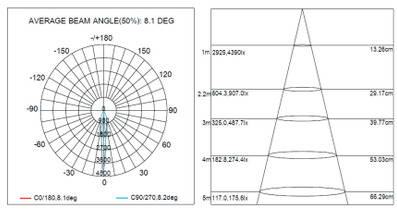

ADDITIONAL OPTIONS

DALI Digital Dimming

EL3 Emergency Kit - 3 hrs

Trim Options: Chrome Black Red Brown

SCHEMATIC

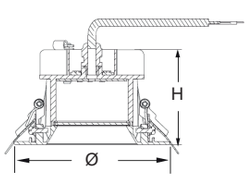

ORDERING CODE	Ø	H	cut-out Ø
32-BRIGHTSTONE C400	120	62	97
32-BRIGHTSTONE C415	120	75	97
32-BRIGHTSTONE C440	120	100	97

Dimensions are in mm

ORDERING GUIDE

32-BRIGHTSTONE C400-COB8	830	840	865	8W	32-BRIGHTSTONE C440-COB8	830	840	865	8W
32-BRIGHTSTONE C400-COB10	830	840	865	10W	32-BRIGHTSTONE C440-COB10	830	840	865	10W
32-BRIGHTSTONE C400-COB12	830	840	865	12W	32-BRIGHTSTONE C440-COB12	830	840	865	12W

32-BRIGHTSTONE C415-COB8	830	840	865	8W
32-BRIGHTSTONE C415-COB10	830	840	865	10W
32-BRIGHTSTONE C415-COB12	830	840	865	12W

ORDERING EXAMPLE

32-BRIGHTSTONE C400-COB12-830/IP65

32 BRIGHTSTONE C400 COB12 830 IP65

- 32 — LED DOWNLIGHT
- BRIGHTSTONE — Family Name
- C400 — Model
- COB12 — LED module & Wattage
- 830 — CRI & CCT
- IP65 — IP Rating

LED DOWNLIGHT BRIGHTSTONE C400-COB12-830/IP65

32-BRIGHTSTONE C6

LED DOWNLIGHT

LITE-TECH
THE ULTIMATE SOLUTION FOR ILLUMINATION

EN 60598 | IP65 | IK04 | F | 220-240V 50 / 60 Hz | PF ≥ 0.9



C600



C640



C615

Housing	Cold forging heat sink in Gr1070 aluminum and die-cast aluminum trim
Diffuser	Clear acrylic
Reflector	Aluminum
Light Source	COB LED
Benefits	- High brightness, very high lux values - Easy to install - Uniformity in lighting - Wide coverage area



DESCRIPTION

LED recessed downlights for effecient lighting solutions with high luminous efficiency and lasts longer than their traditional counterparts. LED recessed down-lights add sleek and elegant appeal to indoor design that offers high flexibility to direct soft and uniform lighting in diverse ways.

APPLICATION

Commonly used in corridors, washrooms, living rooms, shopping stores and areas with low ceilings.

SPECIFICATION

	32-BRIGHTSTONE C600		32-BRIGHTSTONE C615		32-BRIGHTSTONE C640	
	15W	20W	15W	20W	15W	20W
LED Chip	Evercore / Philips		Evercore / Philips		Evercore / Philips	
LED Driver	Philips		Philips		Philips	
Wattage	15W	20W	15W	20W	15W	20W
Lumen@Source*	1950 lm	2600 lm	1950 lm	2600 lm	1950 lm	2600 lm
Beam Angle	70°		70°		70°	
CCT**	3000K / 4000K / 6500K		3000K / 4000K / 6500K		3000K / 4000K / 6500K	
CRI (Ra)	>80 and 3 SDCM		>80 and 3 SDCM		>80 and 3 SDCM	
LED Life	50,000 hrs / L70		50,000 hrs / L70		50,000 hrs / L70	
Working Ambient Temperature	50°C		50°C		50°C	

*Luminous Flux tolerance ±5% / **CCT Tolerance ±5%

Data is subject to change without notice.

32-BRIGHTSTONE C6

LED DOWNLIGHT

POLAR DIAGRAM

C600 20W

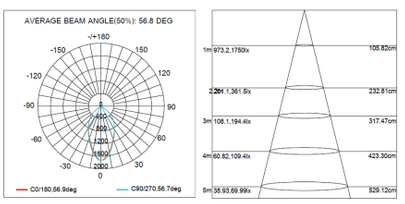

C615 20W

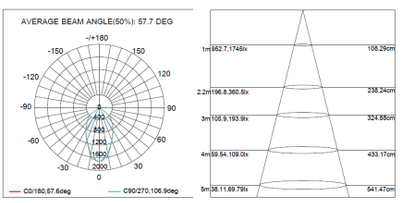

C640 20W

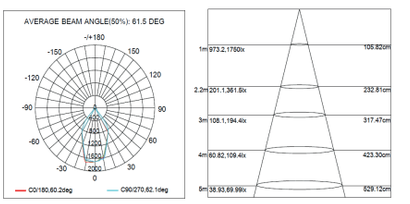

ADDITIONAL OPTIONS

DALI Digital Dimming

EL3 Emergency Kit - 3 hrs

Trim Options: Chrome Black Red Brown

SCHEMATIC

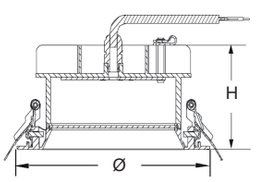

ORDERING CODE	Ø	H	cut-out Ø
32-BRIGHTSTONE C600	162	62	147
32-BRIGHTSTONE C615	162	75	147
32-BRIGHTSTONE C640	162	100	147

Dimensions are in mm

ORDERING GUIDE

32-BRIGHTSTONE C600-COB15	830	840	865	15W
32-BRIGHTSTONE C600-COB20	830	840	865	20W
32-BRIGHTSTONE C615-COB15	830	840	865	15W
32-BRIGHTSTONE C615-COB20	830	840	865	20W
32-BRIGHTSTONE C640-COB15	830	840	865	15W
32-BRIGHTSTONE C640-COB20	830	840	865	20W

ORDERING EXAMPLE

32-BRIGHTSTONE C600-COB20-830/IP65

32 BRIGHTSTONE C600 COB20 830 IP65

- 32 — LED DOWNLIGHT
- BRIGHTSTONE — Family Name
- C600 — Model
- COB20 — LED module & Wattage
- 830 — CRI & CCT
- IP65 — IP Rating

LED DOWNLIGHT BRIGHTSTONE C600-COB20-830/IP65

32-BRIGHTSTONE C8

LED DOWNLIGHT

LITE-TECH
THE ULTIMATE SOLUTION FOR ILLUMINATION

EN 60598 | IP65 | IK04 | F | 220-240V 50 / 60 Hz | PF ≥ 0.9



C800



C840



C815

Housing	Cold forging heat sink in Gr1070 aluminum and die-cast aluminum trim
Diffuser	Clear acrylic
Reflector	Aluminum reflector
Light Source	COB LED
Benefits	- High brightness, very high lux values - Easy to install - Uniformity in lighting - Wide coverage area - Available in round and square type



DESCRIPTION

LED recessed downlights for effecient lighting solutions with high luminous efficiency and lasts longer than their traditional counterparts. LED recessed down-lights add sleek and elegant appeal to indoor design that offers high flexibility to direct soft and uniform lighting in diverse ways.

APPLICATION

Commonly used in corridors, washrooms, living rooms, shopping stores and areas with low ceilings.

SPECIFICATION

	32-BRIGHTSTONE C800			32-BRIGHTSTONE C815			32-BRIGHTSTONE C840		
	20W	**25W**	**30W**	**20W**	**25W**	**30W**	**20W**	**25W**	**30W**
LED Chip	Evercore / Philips			Evercore / Philips			Evercore / Philips		
LED Driver	Philips			Philips			Philips		
Wattage	20W	25W	30W	20W	25W	30W	20W	25W	30W
Lumen@Source*	2600 lm	3250 lm	3900 lm	2600 lm	3250 lm	3900 lm	2600 lm	3250 lm	3900 lm
Beam Angle	85°			85°			85°		
CCT**	3000K / 4000K / 6500K			3000K / 4000K / 6500K			3000K / 4000K / 6500K		
CRI (Ra)	>80 and 3 SDCM			>80 and 3 SDCM			>80 and 3 SDCM		
LED Life	50,000 hrs / L70			50,000 hrs / L70			50,000 hrs / L70		
Working Ambient Temperature	50°C			50°C			50°C		

*Luminous Flux tolerance ±5% / **CCT Tolerance ±5%

Data is subject to change without notice.

32-BRIGHTSTONE C8

LED DOWNLIGHT

POLAR DIAGRAM

C800 30W

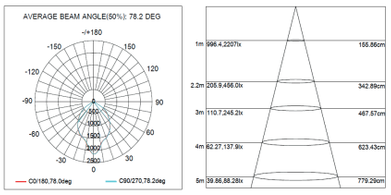

C815 30W

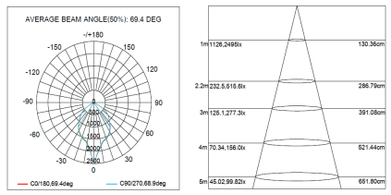

C840 30W

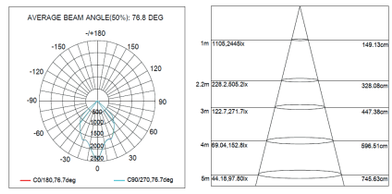

ADDITIONAL OPTIONS

DALI Digital Dimming

EL3 Emergency Kit - 3 hrs

Trim Options: Chrome Black Red Brown

SCHEMATIC

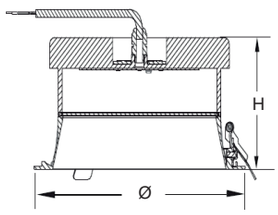

ORDERING CODE	Ø	H	cut-out Ø
32-BRIGHTSTONE C800	212	62	197
32-BRIGHTSTONE C815	212	75	197
32-BRIGHTSTONE C840	212	100	197

Dimensions are in mm

ORDERING GUIDE

32-BRIGHTSTONE C800-COB20	830	840	865	20W
32-BRIGHTSTONE C800-COB25	830	840	865	25W
32-BRIGHTSTONE C800-COB30	830	840	865	30W
32-BRIGHTSTONE C815-COB20	830	840	865	20W
32-BRIGHTSTONE C815-COB25	830	840	865	25W
32-BRIGHTSTONE C815-COB30	830	840	865	30W
32-BRIGHTSTONE C840-COB20	830	840	865	20W
32-BRIGHTSTONE C840-COB25	830	840	865	25W
32-BRIGHTSTONE C840-COB30	830	840	865	30W

ORDERING EXAMPLE

32-BRIGHTSTONE C800-COB20-830/IP65

32 BRIGHTSTONE 800 COB20 830 IP65

- 32 — LED DOWNLIGHT
- BRIGHTSTONE — Family Name
- 800 — Model
- COB20 — LED module & Wattage
- 830 — CRI & CCT
- IP65 — IP Rating

LED DOWNLIGHT BRIGHTSTONE C800-COB20-830/IP65

32-STONECROP 4

LED DOWNLIGHT

LITE-TECH
THE ULTIMATE SOLUTION FOR ILLUMINATION

EN 60598 | IP44 | IK04 | F | 220-240V 50 / 60 Hz | PF ≥ 0.9



Round (R)



Square (S)

Housing	**Round:** Die-cast aluminum **Square:** Steel
Diffuser	Opal Diffuser
Light Source	Lite-Tech LED module powered by Lumiled
Benefits	- High brightness, very high lux values - Energy saving - Uniformity in lighting - Easy to install



DESCRIPTION

STONECROP 4 LED surface downlights for effecient lighting solutions with high luminous efficiency and lasts longer than their traditional counterparts. LED recessed downlights add sleek and elegant appeal to indoor design that offers high flexibility to direct soft and uniform lighting in diverse ways.

APPLICATION

Commonly used in corridors, washrooms, living rooms, shopping stores and areas with low ceilings.

SPECIFICATION

	32-STONECROP 4 20W
LED Chip	Lumiled
LED Driver	Philips
Wattage	20W
Lumen@Source*	2600 lm
Beam Angle	110°
CCT**	3000K / 4000K / 6500K
CRI (Ra)	>80 and 3 SDCM
LED Life	50,000 hrs / L70
Working Ambient Temperature	50°C

*Luminous Flux tolerance ±5% / **CCT Tolerance ±5%

Data is subject to change without notice.

32-STONECROP 4

LED DOWNLIGHT



SCHEMATIC

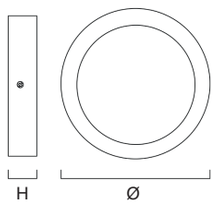

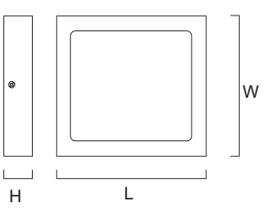

ORDERING CODE	Ø	H
32-STONECROP 4-R-20	225	38

ORDERING CODE	L	W	H
32-STONECROP 4-S-20	225	225	55

Dimensions are in mm

ORDERING GUIDE

32-STONECROP 4-R-LTP20	830	20W
32-STONECROP 4-R-LTP20	840	20W
32-STONECROP 4-R-LTP20	865	20W

32-STONECROP 4-S-LTP20	830	20W
32-STONECROP 4-S-LTP20	840	20W
32-STONECROP 4-S-LTP20	865	20W

ORDERING EXAMPLE

32-STONECROP 4-R-LTP20-830/IP44

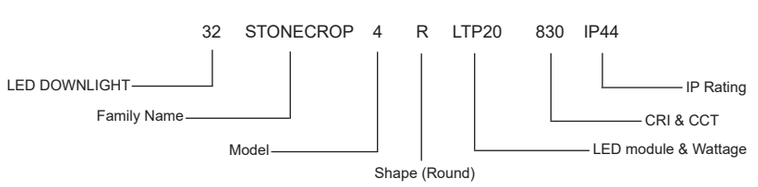

LED DOWNLIGHT STONECROP 4-R-LTP20-830/IP44

32-DRUM 51261

LED DOWNLIGHT

LITE-TECH
THE ULTIMATE SOLUTION FOR ILLUMINATION

EN 60598 | IP65 | IK04 | F | 220-240V 50 / 60 Hz | PF ≥ 0.9



Housing	Die-cast aluminum
Diffuser	Glass
Reflector	Aluminum
Light Source	COB LED
Benefits	- Uniform light output - Reduce carbon emission - High brightness - Wide coverage area







DESCRIPTION

LED DRUM for effecient lighting solutions with high luminous efficiency and lasts longer than their traditional counterparts. the design adds sleek and elegant appeal to indoor areas that offers high flexibility to direct soft and uniform lighting in diverse ways.

APPLICATION

Suitable for high ceiling applications such as shopping malls, or showrooms were light uniformity is needed.

SPECIFICATION

	32-DRUM 51261 20W	32-DRUM 51261 30W
LED Chip	Evercore / Philips	Evercore / Philips
LED Driver	Philips	Philips
Wattage	20W	30W
Lumen@Source*	2600 lm	3900 lm
Beam Angle	70°	70°
CCT**	3000K / 4000K / 6500K	3000K / 4000K / 6500K
CRI (Ra)	>80 and 3 SDCM	>80 and 3 SDCM
LED Life	50,000 hrs / L70	50,000 hrs / L70
Working Ambient Temperature	50°C	50°C

*Luminous Flux tolerance ±5% / **CCT Tolerance ±5%

Data is subject to change without notice.

32-DRUM 51261

LED DOWNLIGHT



POLAR DIAGRAM

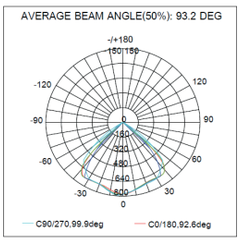

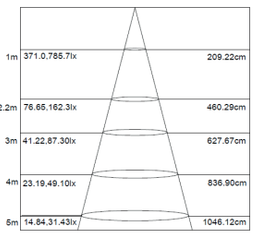

ADDITIONAL OPTIONS

DALI Digital Dimming

SCHEMATIC

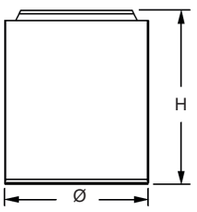

ORDERING CODE	Ø	H
32-DRUM-51261	146	192

Dimensions are in mm

ORDERING GUIDE

32-DRUM-51261-20-830	20W	32-DRUM-51261-30-830	30W
32-DRUM-51261-20-840	20W	32-DRUM-51261-30-840	30W
32-DRUM-51261-20-865	20W	32-DRUM-51261-30-865	30W

ORDERING EXAMPLE

32-DRUM-51261-20-830/IP65

32	DRUM	51261	20	830	IP65
LED DOWNLIGHT	Family Name	Model	LED COB & Wattage	CRI & CCT	IP Rating

LED DOWNLIGHT DRUM-51261-20-830/IP65

32-DRUM L

LED DOWNLIGHT

LITE-TECH
THE ULTIMATE SOLUTION FOR ILLUMINATION

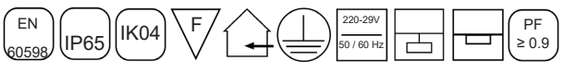



Housing	Die-cast aluminum
Diffuser	Clear glass
Reflector	Aluminum
Light Source	COB LED
Benefits	- Uniform light output - Reduce carbon emission - High brightness - Wide coverage area



DESCRIPTION

LED DRUM for effecient lighting solutions with high luminous efficiency and lasts longer than their traditional counterparts. the design adds sleek and elegant appeal to indoor areas that offers high flexibility to direct soft and uniform lighting in diverse ways.

APPLICATION

Suitable for high ceiling applications such as shopping malls, or showrooms were light uniformity is needed.

SPECIFICATION

	32-DRUM L045 9W
LED Chip	Evercore / Philips
LED Driver	Philips
Wattage	9W
Lumen@Source*	1170 lm
Beam Angle	36°
CCT**	3000K / 4000K / 6500K
CRI (Ra)	>80 and 3 SDCM
LED Life	50,000 hrs / L70
Working Ambient Temperature	50°C

*Luminous Flux tolerance ±5% / **CCT Tolerance ±5%

Data is subject to change without notice.

32-DRUM L

LED DOWNLIGHT



POLAR DIAGRAM

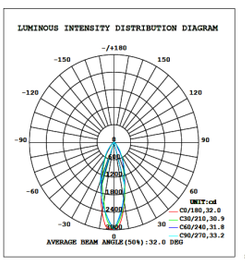



SCHEMATIC

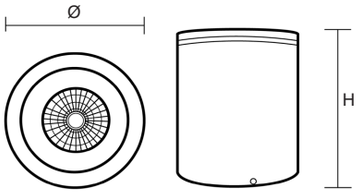

ORDERING CODE	Ø	H
32-DRUM L 045	48	55

Dimensions are in mm

ORDERING GUIDE

32-DRUM-L 045 -9- 830	9W
32-DRUM-L 045 -9- 840	9W
32-DRUM-L 045 -9- 865	9W

ORDERING EXAMPLE

32-DRUM-L05-9-840/IP65

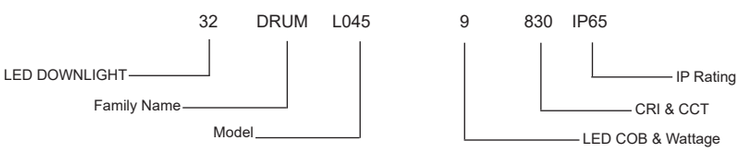

LED DOWNLIGHT DRUM-L045-9-830/IP65

32-DRUM L

LED DOWNLIGHT

LITE-TECH
THE ULTIMATE SOLUTION FOR ILLUMINATION

EN 60598 | IP65 | IK04 | F | 220-240V 50 / 60 Hz | PF ≥ 0.5



Housing	Die-cast aluminum
Diffuser	Clear Acrylic
Reflector	Aluminum
Light Source	COB LED
Benefits	- Uniform light output - Reduce carbon emission - High brightness - Wide coverage area



DESCRIPTION

LED DRUM for effecient lighting solutions with high luminous efficiency and lasts longer than their traditional counterparts. the design adds sleek and elegant appeal to indoor areas that offers high flexibility to direct soft and uniform lighting in diverse ways.

APPLICATION

Suitable for high ceiling applications such as shopping malls, or showrooms were light uniformity is needed.

SPECIFICATION

	32-DRUM L090 10W	32-DRUM L110 15W	32-DRUM L130 20W	32-DRUM L170 30W	32-DRUM L193 50W
LED Chip	Evercore / Philips	Evercore / Philips	Evercore / Philips	Evercore / Philips	Evercore / Philips
LED Driver***	Built-in	Built-in	Philips	Philips	Philips
Wattage	10W	15W	20W	30W	50W
Lumen@Source*	1300 lm	1950 lm	2600 lm	3900 lm	6500 lm
Beam Angle	45°	45°	45°	45°	45°
CCT**	3000K / 4000K / 6500K	3000K / 4000K / 6500K	3000K / 4000K / 6500K	3000K / 4000K / 6500K	3000K / 4000K / 6500K
CRI (Ra)	>80 and 3 SDCM	>80 and 3 SDCM	>80 and 3 SDCM	>80 and 3 SDCM	>80 and 3 SDCM
LED Life	50,000 hrs / L70	50,000 hrs / L70	50,000 hrs / L70	50,000 hrs / L70	50,000 hrs / L70
Working Ambient Temperature	50°C	50°C	50°C	50°C	50°C

*Luminous Flux tolerance ±5% / **CCT Tolerance ±5%

Data is subject to change without notice.

***Philips Driver Power Factor: 0.9

32-DRUM L
LED DOWNLIGHT



POLAR DIAGRAM

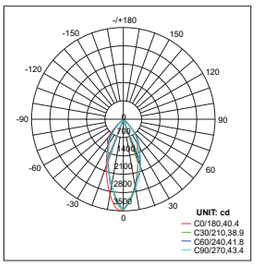

AVERAGE BEAM ANGLE(50%):41.1 DEG

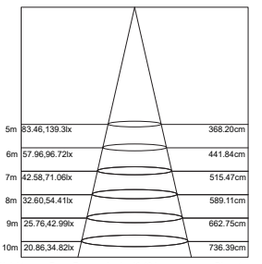

Note:The Curves indicate the illuminated area and the average illumination when the luminaire is at different distance.

SCHEMATIC

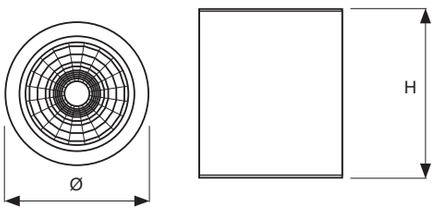

ORDERING CODE	Ø	H
32-DRUM L090	90	90
32-DRUM L110	110	120
32-DRUM L130	130	152
32-DRUM L170	170	185
32-DRUM L193	193	193

Dimensions are in mm

ORDERING GUIDE

32-DRUM-L090-10	830	840	865	10W
32-DRUM-L110-15	830	840	865	15W
32-DRUM-L130-20	830	840	865	20W
32-DRUM-L170-30	830	840	865	30W
32-DRUM-L193-50	830	840	865	50W

ORDERING EXAMPLE

32-DRUM-L090-10-830/IP65

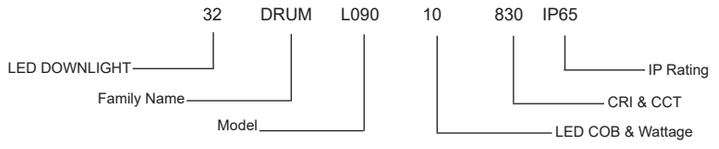

LED DOWNLIGHT DRUM-L090-10-830/IP65

32-DRUM 60300

LED DOWNLIGHT

LITE-TECH
THE ULTIMATE SOLUTION FOR ILLUMINATION

EN 60598 | IP20 | IK04 | F | 220-240V 50 / 60 Hz | PF ≥ 0.5



Housing	Aluminum
Diffuser	PC lens
Reflector	ABS plastic
Light Source	COB LED
Benefits	- Breakthrough system cost - Good quality and light performance - Uniformity in lighting - No UV and thermal emissions - Anti-glare



DESCRIPTION

DRUM 60300 has a sleek and minimalist design that can complement a wide range of interior styles, from contemporary to industrial. The downward-facing light distribution of this light can provide focused illumination, making it ideal for specific tasks or areas that require targeted lighting. When used in multiples, the lights can create a stylish and atmospheric lighting effect, contributing to the overall ambiance of a room.

APPLICATION

Commonly used for ambient or task lighting in various spaces, including kitchens, dining areas, and entryways.

SPECIFICATION

	32-DRUM 60300 12W
LED Chip	Evercore / Philips
LED Driver	Built-in
Wattage	12W
Lumen@Source*	1200 lm
Beam Angle	26°
CCT**	3000K / 4000K / 6500K
CRI (Ra)	>80 and 3 SDCM
LED Life	50,000 hrs / L70
Working Ambient Temperature	50°C

*Luminous Flux tolerance ±5% / **CCT Tolerance ±5%

Data is subject to change without notice.

32-DRUM 60300

LED DOWNLIGHT



ADDITIONAL OPTION

DALI Digital Dimming

Black finish

White finish

SCHEMATIC



Dimensions are in mm

ORDERING GUIDE

32-DRUM 60300-12-830	12W
32-DRUM 60300-12-840	12W
32-DRUM 60300-12-865	12W

ORDERING EXAMPLE

32-DRUM-60300-12-830/IP20

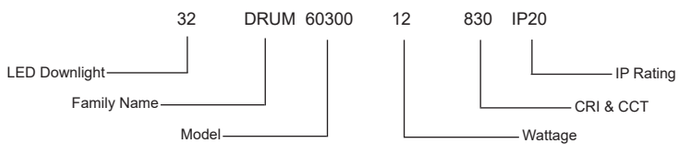

LED DOWNLIGHT DRUM 60300-12-830/IP20

32-29BEAN

LED DOWNLIGHT

LITE-TECH
THE ULTIMATE SOLUTION FOR ILLUMINATION

EN 60598 | IP44 | IK04 | F | 220-240V 50 / 60 Hz | PF ≥ 0.9



29BEAN (S)



29BEAN (T)



29BEAN (D)



29 BEAN (D) BLACK TRIM (OPTION)

Housing	Die-cast aluminum
Diffuser	Glass lens
Light Source	LED COB
Benefits	- Breakthrough system cost - Good quality and light performance - Uniformity in lighting



DESCRIPTION

LED recessed downlights for effecient lighting solutions with high luminous efficiency and lasts longer than their traditional counterparts. LED recessed down-lights add sleek and elegant appeal to indoor design that offers high flexibility to direct soft and uniform lighting in diverse ways.

APPLICATION

Commonly used in corridors, washrooms, living rooms, shopping stores and areas with low ceilings.

SPECIFICATION

	32-29BEAN S-10 (1X10W)	32-29BEAN D-20 (2X10W)	32-29BEAN T-30 (3X10W)	32-29BEAN S-20 (1X20W)	32-29BEAN D-40 (2X20W)	32-29BEAN T-60 (3X20W)
LED Chip	Evercore / Philips	Evercore / Philips	Evercore / Philips	Evercore / Philips	Evercore / Philips	Evercore / Philips
LED Driver	Philips	Philips	Philips	Philips	Philips	Philips
Wattage	1X10W	2X10W	3X10W	1X20W	2X20W	3X20W
Lumen@Source*	1X1300 lm	2X1300 lm	3X1300 lm	1X2600 lm	2X2600 lm	3X2600 lm
Beam Angle	28°	28°	28°	28°	28°	28°
CCT**	3000K 4000K 6500K	3000K 4000K 6500K	3000K 4000K 6500K	3000K 4000K 6500K	3000K 4000K 6500K	3000K 4000K 6500K
CRI (Ra)	>80 and 3 SDCM	>80 and 3 SDCM	>80 and 3 SDCM	>80 and 3 SDCM	>80 and 3 SDCM	>80 and 3 SDCM
LED Life	50,000 hrs / L70	50,000 hrs / L70	50,000 hrs / L70	50,000 hrs / L70	50,000 hrs / L70	50,000 hrs / L70
Working Ambient Temperature	50°C	50°C	50°C	50°C	50°C	50°C

*Luminous Flux tolerance ±5% / **CCT Tolerance ±5%

Data is subject to change without notice.

32-29BEAN

LED DOWNLIGHT



POLAR DIAGRAM

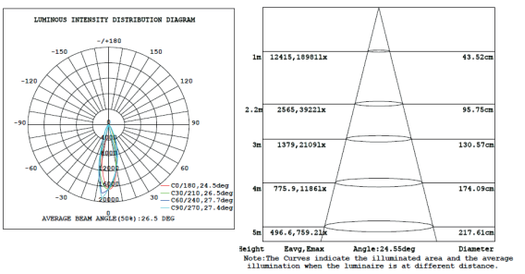

ADDITIONAL OPTIONS

DALI Digital Dimming

EL3 Emergency Kit - 3 hrs

BLK Exposed Black Powder Coated

SCHEMATIC

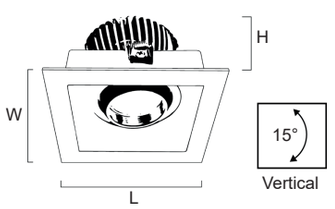

ORDERING CODE	L	W	H	cut-out LXW
32-29BEAN-S-10	115	115	125	95X95
32-29BEAN-S-20	135	135	125	115X115
32-29BEAN-D-20	210	115	125	190X95
32-29BEAN-D-40	250	135	125	225X115
32-29BEAN-T-30	300	115	125	280X95
32-29BEAN-T-60	365	135	125	340X115

Dimensions are in mm

ORDERING GUIDE

32-29BEAN-S-10-830 (1X10W)	10W	32-29BEAN-D-20-830 (2X10W)	20W	32-29BEAN-T-30-830 (3X10W)	30W
32-29BEAN-S-10-840 (1X10W)	10W	32-29BEAN-D-20-840 (2X10W)	20W	32-29BEAN-T-30-840 (3X10W)	30W
32-29BEAN-S-10-865 (1X10W)	10W	32-29BEAN-D-20-865 (2X10W)	20W	32-29BEAN-T-30-865 (3X10W)	30W
32-29BEAN-S-20-830 (1X20W)	20W	32-29BEAN-D-40-830 (2X20W)	40W	32-29BEAN-T-60-830 (3X20W)	60W
32-29BEAN-S-20-840 (1X20W)	20W	32-29BEAN-D-40-840 (2X20W)	40W	32-29BEAN-T-60-840 (3X20W)	60W
32-29BEAN-S-20-865 (1X20W)	20W	32-29BEAN-D-40-865 (2X20W)	40W	32-29BEAN-T-60-865 (3X20W)	60W

ORDERING EXAMPLE

32-29BEAN S-10-830/IP44

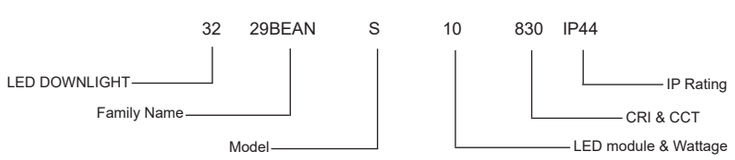

LED DOWNLIGHT 29BEAN S-10-830/IP44





LED BATTEN

33-LUTEC

LED BATTEN



Housing Fabricated from cold rolled close annealed (CRCA) steel sheet powder coated in white (RAL9016) color

Connection Male / female connector

Light Source LED Tube

Benefits
- No light pollution
- High performance energy saving
- Flexible linear requirements
- Environment-friendly



DESCRIPTION

LED batten lights are energy effficient, environment-friendly and durable as compared to fluorescent tube lights. It can lighten up large spaces with constant brightness, produce less heat, and flicer-free operation. It requires less current yet higher light output capacity compared to other sources and has a longer lifespan.

APPLICATION

Provides general lighting solution for areas such as supermarket, store rooms, industrial offices

SPECIFICATION

	33-LUTEC 23W	33-LUTEC 25W
Light Source	MAS LED Tube	Philips Essential
LED Driver	Built-in	Built-in
Wattage	23W	25W
Lumen@Source*	3100 lm	3000 lm
CCT**	3000K / 4000K / 6500K	3000K / 4000K / 6500K
CRI (Ra)	>80 and 5 SDCM	>80 and 5 SDCM
LED Life	50,000 hrs / L70	50,000 hrs / L70
Working Ambient Temperature	50°C	50°C

*Luminous Flux tolerance ±5% / **CCT Tolerance ±5%

Data is subject to change without notice.



POLAR DIAGRAM

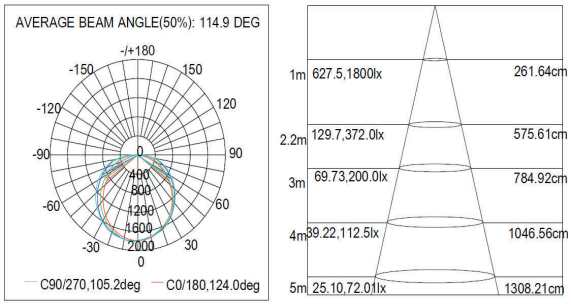

ADDITIONAL OPTIONS

EL3	Integrated separate emergency LED module

SCHEMATIC

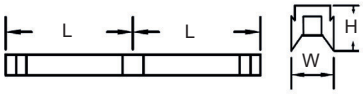

ORDERING CODE	No. of Lamps	L	W	H
33-LUTEC	2	1530	160	103

Dimensions are in mm

ORDERING GUIDE

	No. of Lamps	Total Wattage	Total Lumen		No. of Lamps	Total Wattage	Total Lumen
33-LUTEC-223-46-830	2	46W	6200 lm	33-LUTEC-225-50-830	2	50W	6000 lm
33-LUTEC-223-46-840	2	46W	6200 lm	33-LUTEC-225-50-840	2	50W	6000 lm
33-LUTEC-223-46-865	2	46W	6200 lm	33-LUTEC-225-50-865	2	50W	6000 lm

ORDERING EXAMPLE

33-LUTEC-223-46-830/IP20



LED BATTEN LUTEC-223-46-830/IP20

33-LUTEC L

LED BATTEN

LITE-TECH
THE ULTIMATE SOLUTION FOR ILLUMINATION

EN 60598 | IP20 | IK02 | F | 220-240V 50 / 60 Hz | PF ≥ 0.9



Housing CRCA steel sheet epoxy polyester powder coated in white color RAL9016

Diffuser PC lens

Light Source Lite-Tech LED module powered byLumiled

Benefits
- No light pollution
- High performance energy saving
- Flexible linear requirements
- Environment-friendly



DESCRIPTION

LED batten lights are energy effficient, environment-friendly and durable as compared to fluorescent tube lights. It can lighten up large spaces with constant brightness, produce less heat, and flicer-free operation. It requires less current yet higher light output capacity compared to other sources and has a longer lifespan.

APPLICATION

Provides general lighting solution for areas such as supermarket, store rooms, industrial offices

SPECIFICATION

	33-LUTEC L 65W
Light Source	Lumiled
LED Driver	Philips
Wattage	65W
Delivered lumen	9000 lm
CCT**	3000K / 4000K / 6500K
CRI (Ra)	>80 and 3 SDCM
LED Life	50,000 hrs / L70
Working Ambient Temperature	50°C

*Luminous Flux tolerance ±5% / **CCT Tolerance ±5%

Data is subject to change without notice.

33-LUTEC L

LED BATTEN



POLAR DIAGRAM

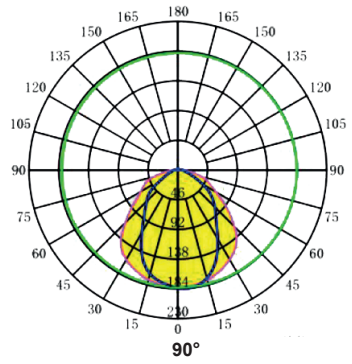

90°

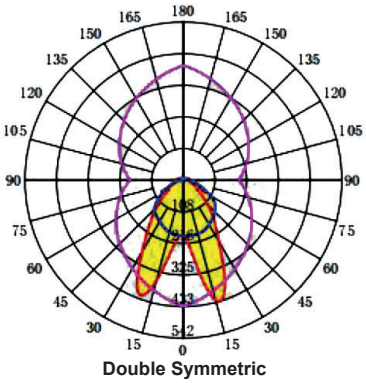

Double Symmetric

ADDITIONAL OPTIONS

1-10V	Analog Dimming	EL3	Emergency Kit - 3 hrs
DALI	Digital Dimming		

SCHEMATIC



Dimensions are in mm

ORDERING GUIDE

33-LUTEC L-LTP65-830	65W
33-LUTEC L-LTP65-840	65W
33-LUTEC L-LTP65-865	65W

ORDERING EXAMPLE

33-LUTEC L-LTP65-830/IP20

33	LUTEC	L	LTP65	830	IP20
LED BATTEN	Family Name	Model	LED module & Wattage	CRI & CCT	IP Rating

LED BATTEN LUTEC L-LTP65-830/IP20

33-LUTEC M

LED BATTEN



Housing CRCA steel sheet epoxy polyester powder coated in white color RAL9016

Diffuser High quality opal diffuser light transmission and elimi-nate the pixelization

Light Source Lite-Tech LED module pow-ered by Nichia

Benefits

- No light pollution
- High performance energy saving
- Flexible linear requirements
- Environment-friendly







DESCRIPTION

LED batten lights are energy effficient, environment-friendly and durable as compared to fluorescent tube lights. It can lighten up large spaces with constant brightness, produce less heat, and flicer-free operation. It requires less current yet higher light output capacity compared to other sources and has a longer lifespan.

APPLICATION

Provides general lighting solution for areas such as supermarket, store rooms, industrial offices

SPECIFICATION

	33-LUTEC M 55W
Light Source	Nichia
LED Driver	Philips
Wattage	55W
Lumen@Source*	7150 lm
CCT**	3000K / 4000K / 6500K
CRI (Ra)	>80 and 3 SDCM
LED Life	50,000 hrs / L70
Working Ambient Temperature	50°C

*Luminous Flux tolerance ±5% / **CCT Tolerance ±5%

Data is subject to change without notice.

33-LUTEC M

LED BATTEN



POLAR DIAGRAM

55W

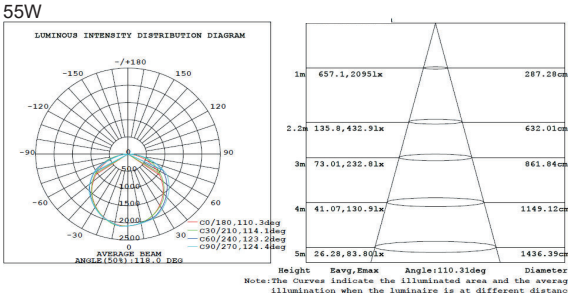

ADDITIONAL OPTIONS

1-10V	Analog Dimming	DALI	Digital Dimming
EL3	Emergency Kit - 3 hrs		

SCHEMATIC

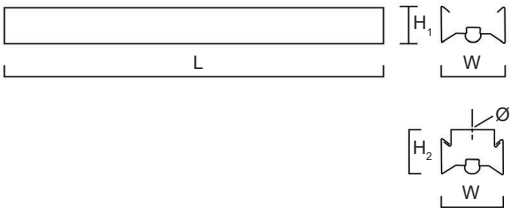

ORDERING CODE	L	W	H_1	H_2	Ø
33-LUTEC M	1490	105	65	100	10

Dimensions are in mm

ORDERING GUIDE

33-LUTEC M-LTP55-830	55W
33-LUTEC M-LTP55-840	55W
33-LUTEC M-LTP55-865	55W

ORDERING EXAMPLE

33-LUTEC M-LTP55-830/IP20



LED BATTEN LUTEC M-LTP55-830/IP20

33-VETON

LED BATTEN



Housing Fabricated from cold rolled close annealed (CRCA) steel sheet powder coated in white (RAL9016) color

Reflector Aluminum or Painted Steel formed for Symmetric or As-symmetric light distribution as an option

Light Source LED Tube

Benefits

- No light pollution
- High performance energy saving
- Flexible linear requirements
- Environment-friendly



DESCRIPTION

LED batten lights are energy effficient, environment-friendly and durable as compared to fluorescent tube lights. It can lighten up large spaces with constant brightness, produce less heat, and flicer-free operation. It requires less current yet higher light output capacity compared to other sources and has a longer lifespan.

APPLICATION

Provides general lighting solution for areas such as supermarket, corridors, store rooms, industrial offices

SPECIFICATION

	33-VETON 8W	33-VETON 16W	33-VETON 18W
Light Source	Philips LED Tube	Philips LED Tube	Philips LED Tube
LED Driver	Built-in	Built-in	Built-in
Wattage	8W	16W	18W
Lumen@Source*	800 lm	1600 lm	2100 lm
CCT**	3000K / 4000K / 6500K	3000K / 4000K / 6500K	3000K / 4000K / 6500K
CRI (Ra)	>80 and 5 SDCM	>80 and 5 SDCM	>80 and 5 SDCM
LED Life	50,000 hrs / L70	50,000 hrs / L70	50,000 hrs / L70
Working Ambient Temperature	50°C	50°C	50°C

Tube Type	Essential	Ecofit	Master LED
@ 2ft	800 lm	800 lm	1050 lm
@ 4ft	1600 lm	1600 lm	2100 lm

*Luminous Flux tolerance ±5% / **CCT Tolerance ±5%

Data is subject to change without notice.

33-VETON

LED BATTEN



POLAR DIAGRAM

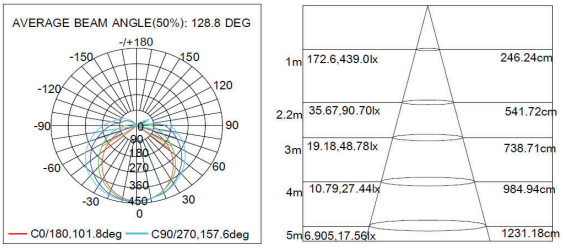

ADDITIONAL OPTIONS

REF	Painted Reflector	SUS	Suspension Kit
ASYREF	Asymetrical Painted Reflector		

SCHEMATIC

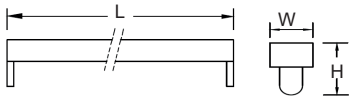

ORDERING CODE	No. of Lamps	L	W	H
33-VETON-108-8	1	610	57	77
33-VETON-116-16	1	1220	57	77
33-VETON-208-16	2	610	102	77
33-VETON-216-32	2	1220	102	77
33-VETON-218-36	2	1220	102	77

Dimensions are in mm

ORDERING GUIDE

				No. of Lamps	Total Wattage	Total Lumen
33-VETON-108-8	830	840	865	1	8W	800 lm
33-VETON-116-16	830	840	865	1	16W	1600 lm
33-VETON-208-16	830	840	865	2	16W	1600 lm
33-VETON-216-32	830	840	865	2	32W	3200 lm
33-VETON-218-36	830	840	865	2	36W	4200 lm

ORDERING EXAMPLE

33-VETON-108-8-830/IP20

33	VETON	108	8	830	IP20
LED BATTEN	Family Name	Model	Total Wattage	CRI & CCT	IP Rating

LED BATTEN VETON-108-8-830/IP20

33-VETON SLR

LED BATTEN



Housing	CRCA steel sheet epoxy polyester powder coated in white color RAL9016
Diffuser	High quality opal diffuser
Light Source	Lite-Tech LED module powered by Lumiled
Benefits	- No light pollution - High performance energy saving - Flexible linear requirements - Environment-friendly







DESCRIPTION

LED batten lights are energy effficient, environment-friendly and durable as compared to fluorescent tube lights. It can lighten up large spaces with constant brightness, produce less heat, and flicer-free operation. It requires less current yet higher light output capacity compared to other sources and has a longer lifespan.

APPLICATION

Provides general lighting solution for areas such as supermarket, store rooms, industrial offices

SPECIFICATION

	33-VETON SLR 36W
Light Source	Lumiled
LED Driver	Philips
Wattage	36W
Lumen@Source*	4680 lm
CCT**	3000K / 4000K / 6500K
CRI (Ra)	>80 and 3 SDCM
LED Life	50,000 hrs / L70
Working Ambient Temperature	50°C

*Luminous Flux tolerance ±5% / **CCT Tolerance ±5%

Data is subject to change without notice.

33-VETON SLR

LED BATTEN



POLAR DIAGRAM

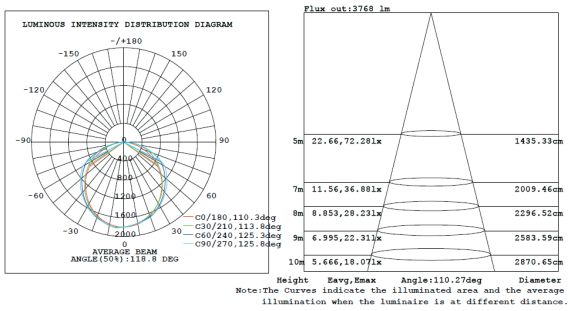

ADDITIONAL OPTIONS

EL3 Emergency Kit - 3 hrs

SCHEMATIC

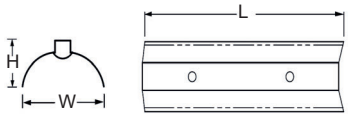

ORDERING CODE	L	W	H
33-VETON SLR	1120	250	125

Dimensions are in mm

ORDERING GUIDE

33-VETON SLR-LTP36-830	36W
33-VETON SLR-LTP36-840	36W
33-VETON SLR-LTP36-865	36W

ORDERING EXAMPLE

33-VETON SLR-LTP36-830/IP20

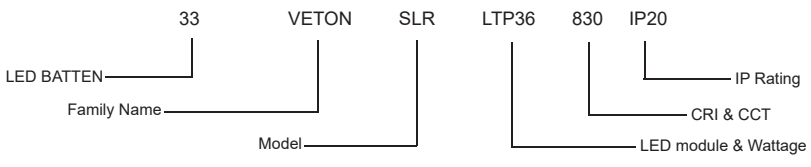

LED BATTEN VETON SLR-LTP36-830/IP20




LED WEATHERPROOF

34-SAMPA 1

LITE-TECH
THE ULTIMATE SOLUTION FOR ILLUMINATION

LED WEATHERPROOF

EN 60598 | IP65 | IK08 | F | 220-240V 50 / 60 Hz | PF ≥ 0.9





Housing	Polycarbonate moulded base
Diffuser	Clear polycarbonate
Gear Tray	Steel white painted
Light Source	LED Tube
Benefits	- No light pollution - High performance energy saving - High impact resistance housing cover - High quality plastic clips for tool free locking and opening system - UV stabilized material - Anti-yellowing property diffuser

DESCRIPTION

Highly efficient and reliable LED waterproof luminaire that offers an excellent quality of light, with a uniform light distribution without visible striping or color artefacts. Hassle-free installation and maintenance, with tool less access to the gear tray with built-in connectors.

APPLICATION

Provides general lighting solution for areas that require high degree of protection against dust and water such as Industrial areas, Warehouses / distribution centers, Parking garages.

SPECIFICATION

	34-SAMPA 1 8W	34-SAMPA 1 16W	34-SAMPA 1 18W	34-SAMPA 1 23W
Light Source	Philips LED Tube	Philips LED Tube	Philips LED Tube	Philips LED Tube
LED Driver	Built-in	Built-in	Built-in	Built-in
Wattage	8W	16W	18W	23W
Lumen@Source*	800 lm	1600 lm	2100 lm	3100 lm
CCT**	3000K / 4000K / 6500K	3000K / 4000K / 6500K	3000K / 4000K / 6500K	3000K / 4000K / 6500K
CRI (Ra)	>80 and 5 SDCM	>80 and 5 SDCM	>80 and 5 SDCM	>80 and 5 SDCM
LED Life	50,000 hrs / L70	50,000 hrs / L70	50,000 hrs / L70	50,000 hrs / L70
Working Ambient Temperature	50°C	50°C	50°C	50°C

Tube Type	Essential	Ecofit	Master LED
@ 2ft	800 lm	800 lm	1050 lm
@ 4ft	1600 lm	1600 lm	2100 lm
@ 5 ft	N/A	N/A	3100 lm

*Luminous Flux tolerance ±5% / **CCT Tolerance ±5%

Data is subject to change without notice.

34-SAMPA 1

LED WEATHERPROOF



POLAR DIAGRAM

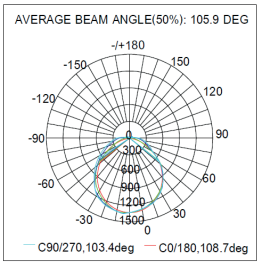

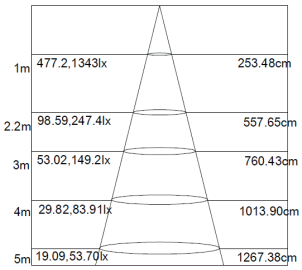

ADDITIONAL OPTIONS

SUS	Suspension Kit
SS	Stainless steel Clips
EL3	Integrated separate emergency LED module

SCHEMATIC

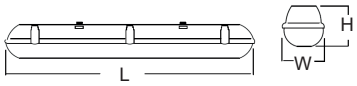

ORDERING CODE	No. of Lamps	L	W	H
34-SAMPA 1-108-8W	1	665	84	90
34-SAMPA 1-116-16W	1	1275	84	90
34-SAMPA 1-208-16W	2	665	134	90
34-SAMPA 1-216-32W	2	1275	134	90
34-SAMPA1-218-36W	2	1275	134	90
34-SAMPA1-223-46W	2	1500	134	90

Dimensions are in mm

ORDERING GUIDE

				No. of Lamps	Total Wattage	Total Lumen
34-SAMPA 1-108-8	830	840	865	1	8W	800 lm
34-SAMPA 1-116-16	830	840	865	1	16W	1600 lm
34-SAMPA 1-208-16	830	840	865	2	16W	1600 lm
34-SAMPA 1-216-32	830	840	865	2	32W	3200 lm
34-SAMPA 1-218-36	830	840	865	2	36W	4200 lm
34 SAMPA 2-223-46	830	840	865	2	46W	6200 lm

ORDERING EXAMPLE

34-SAMPA 1-208-16-830/IP65

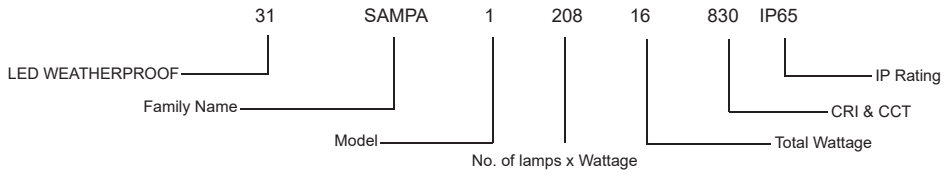

LED WEATHERPROOF SAMPA 1-208-16-830/IP65

34-SAMPA 2

LED WEATHERPROOF

LITE-TECH
THE ULTIMATE SOLUTION FOR ILLUMINATION

EN 60598 | IP65 | IK08 | F | 220-240V 50 / 60 Hz | PF ≥ 0.9









Housing	Polycarbonate moulded base
Diffuser	Opal polycarbonate
Gear Tray	Steel white painted
Light Source	Lite-Tech LED module powered by Lumiled
Benefits	- No light pollution - High performance energy saving - High impact resistance housing cover - High quality plastic clips for tool free locking and opening system - UV stabilized material - Anti-yellowing property diffuser

DESCRIPTION

Highly efficient and reliable LED waterproof luminaire that offers an excellent quality of light, with a uniform light distribution without visible striping or color artefacts. Hassle-free installation and maintenance, with tool less access to the gear tray with built-in connectors.

APPLICATION

Provides general lighting solution for areas that require high degree of protection against dust and water such as Industrial areas, Warehouses / distribution centers, Parking garages.

SPECIFICATION

	34-SAMPA 2 15W	34-SAMPA 2 30W	34-SAMPA 2 36W	34-SAMPA 2 45W	34-SAMPA 2 60W	34-SAMPA 2 70W
LED Chip	Lumiled	Lumiled	Lumiled	Lumiled	Lumiled	Lumiled
LED Driver	Philips	Philips	Philips	Philips	Philips	Philips
Wattage	15W	30W	36W	45W	60W	70W
Lumen@Source*	1950 lm	3900 lm	4680 lm	5850 lm	7800 lm	9100 lm
CCT**	3000K 4000K 6500K	3000K 4000K 6500K	3000K 4000K 6500K	3000K 4000K 6500K	3000K 4000K 6500K	3000K 4000K 6500K
CRI (Ra)	>80 and 3 SDCM	>80 and 3 SDCM	>80 and 3 SDCM	>80 and 3 SDCM	>80 and 3 SDCM	>80 and 3 SDCM
LED Life	50,000 hrs / L70	50,000 hrs / L70	50,000 hrs / L70	50,000 hrs / L70	50,000 hrs / L70	50,000 hrs / L70
Working Ambient Temperature	50°C	50°C	50°C	50°C	50°C	50°C

*Luminous Flux tolerance ±5% / **CCT Tolerance ±5%

Data is subject to change without notice.

34-SAMPA 2

LED WEATHERPROOF



POLAR DIAGRAM

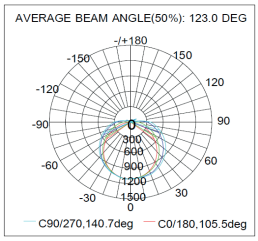

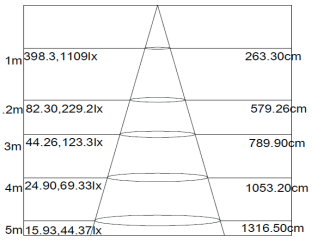

ADDITIONAL OPTIONS

SUS	Suspension Kit
EL3	Emergency Kit - 3 hrs
MS	Motion Sensor
SS	Stainless Steel clips



SCHEMATIC

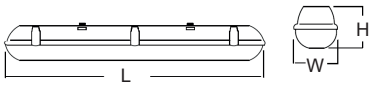

ORDERING CODE	L	W	H
34-SAMPA 2-15W	665	84	90
34-SAMPA 2-30W	665	134	90
34-SAMPA 2-36W	1275	84	90
34-SAMPA 2-45W	1275	134	90
34-SAMPA 2-60W	1275	134	90
34-SAMPA 2-70W	1575	134	90

Dimensions are in mm

ORDERING GUIDE

34-SAMPA 2-LTP15-830	15W	34-SAMPA 2-LTP36-830	36W	34-SAMPA 2-LTP60-830	60W
34-SAMPA 2-LTP15-840	15W	34-SAMPA 2-LTP36-840	36W	34-SAMPA 2-LTP60-840	60W
34-SAMPA 2-LTP15-865	15W	34-SAMPA 2-LTP36-865	36W	34-SAMPA 2-LTP60-865	60W
34-SAMPA 2-LTP30-830	30W	34-SAMPA 2-LTP45-830	45W	34-SAMPA 2-LTP70-830	70W
34-SAMPA 2-LTP30-840	30W	34-SAMPA 2-LTP45-840	45W	34-SAMPA 2-LTP70-840	70W
34-SAMPA 2-LTP30-865	30W	34-SAMPA 2-LTP45-865	45W	34-SAMPA 2-LTP70-865	70W

ORDERING EXAMPLE

34-SAMPA 2-LTP15-830/IP65

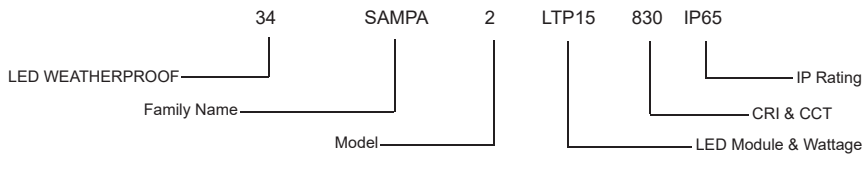

LED WEATHERPROOF SAMPA 2-LTP15-830/IP65

34-SAMPA 2-5

LED WEATHERPROOF

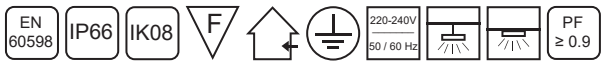



Housing	Polycarbonate moulded base
Diffuser	Opal polycarbonate
Gear Tray	Steel white painted
Benefits	- No light pollution - High performance energy saving - High impact resistance housing cover - High quality stainless steel clips for tool free locking and opening system - UV stabilized material - Anti-yellowing property diffuser









DESCRIPTION

Highly efficient and reliable LED waterproof luminaire that offers an excellent quality of light, with a uniform light distribution without visible striping or color artefacts. Hassle-free installation and maintenance, with tool less access to the gear tray with built-in connectors.

APPLICATION

Provides general lighting solution for areas that require high degree of protection against dust and water such as Industrial areas, Warehouses / distribution centers, Parking garages.

SPECIFICATION

	34-SAMPA 2-5 40W
LED Chip	Lumiled
LED Driver	Tridonic
Wattage	40W
Delivered Lumen	5200 lm
CCT**	4000K / 6500K
CRI (Ra)	>80 and 3 SDCM
LED Life	50,000 hrs / L70
Working Ambient Temperature	50°C

*Luminous Flux tolerance ±5% / **CCT Tolerance ±5%

Data is subject to change without notice.

34-SAMPA 2-5

LED WEATHERPROOF



POLAR DIAGRAM

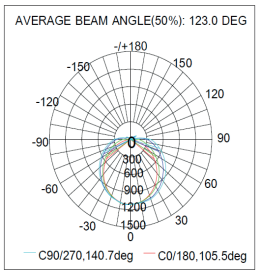

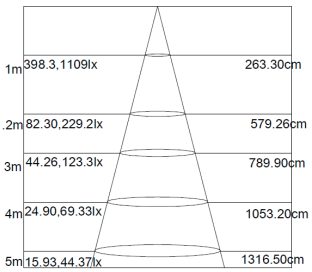

ADDITIONAL OPTIONS

SUS	Suspension Kit

SCHEMATIC

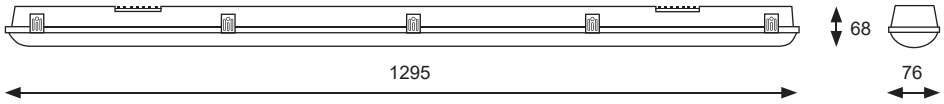

Mounting bracket pitch:
min - 825
max - 915

Dimensions are in mm

ORDERING GUIDE

34-SAMPA 2-5-LTP40-840	40W
34-SAMPA 2-5-LTP40-865	40W

ORDERING EXAMPLE

34-SAMPA2-5-LTP40-840/IP66

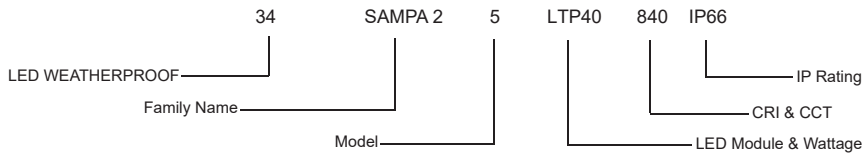

LED WEATHERPROOF SAMPA2-5-LTP40-840/IP66

34-SAMPA 2-5-ECO3

LITE-TECH
THE ULTIMATE SOLUTION FOR ILLUMINATION

LED WEATHERPROOF

EN 60598 | IP66 | IK08 | F | 220-240V 50 / 60 Hz | PF ≥ 0.9



Housing	Polycarbonate moulded base
Diffuser	Opal polycarbonate
Gear Tray	Steel white painted
Benefits	- No light pollution - High performance energy saving - High impact resistance housing cover - High quality stainless steel clips for tool free locking and opening system - UV stabilized material - Anti-yellowing property diffuser









DESCRIPTION

Highly efficient and reliable LED waterproof luminaire that offers an excellent quality of light, with a uniform light distribution without visible striping or color artefacts. Hassle-free installation and maintenance, with tool less access to the gear tray with built-in connectors.

APPLICATION

Provides general lighting solution for areas that require high degree of protection against dust and water such as Industrial areas, Warehouses / distribution centers, Parking garages.

SPECIFICATION

	34-SAMPA 2-5-ECO3 40W
LED Chip	Lumiled
LED Driver	Lite-Tech
Wattage	40W
Delivered Lumen	4800 lm
CCT**	4000K / 6500K
CRI (Ra)	>80 and 3 SDCM
LED Life	50,000 hrs / L70
Working Ambient Temperature	50°C

*Luminous Flux tolerance ±5% / **CCT Tolerance ±5%

Data is subject to change without notice.

34-SAMPA 2-5-ECO3

LED WEATHERPROOF



POLAR DIAGRAM

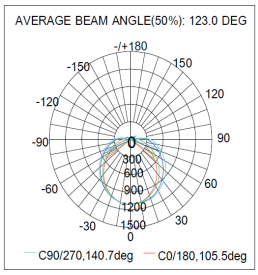

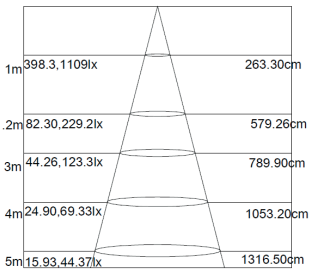

ADDITIONAL OPTIONS

SUS	Suspension Kit

SCHEMATIC

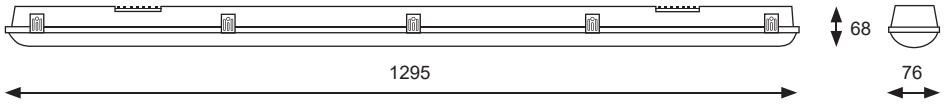

Mounting bracket pitch:
min - 825
max - 915

Dimensions are in mm

ORDERING GUIDE

34-SAMPA 2-5-ECO3-LTP40-840	40W
34-SAMPA 2-5-ECO3-LTP40-865	40W

ORDERING EXAMPLE

34-SAMPA2-5-ECO3-LTP40-840/IP66

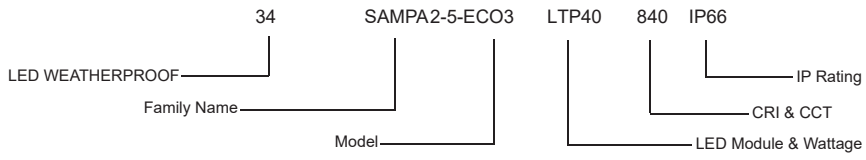

LED WEATHERPROOF SAMPA2-5-ECO3-LTP40-840/IP66

34-SAMPA 4

LITE-TECH
THE ULTIMATE SOLUTION FOR ILLUMINATION

LED WEATHERPROOF

EN 60598 | IP65 | IK08 | F | 220-240V 50 / 60 Hz | PF ≥ 0.9



Housing Extruded aluminum with plastic end cap

Diffuser Opal polycarbonate

Light Source Lite-Tech LED module powered by Lumiled

Benefits
- High performance energy saving
- High impact resistance
- Easy installation, no dark area, no noise



DESCRIPTION

Highly efficient and reliable LED waterproof luminaire that offers an excellent quality of light, with a uniform light distribution without visible striping or color artefacts.

APPLICATION

Provides general lighting solution for areas that require high degree of protection against dust and water such as Industrial areas, Warehouses / distribution centers, Parking garages.

SPECIFICATION

	34-SAMPA 4 18W	34-SAMPA 4 36W
LED Chip	Lumiled	Lumiled
LED Driver	Philips	Philips
Wattage	18W	36W
Lumen@Source*	2340 lm	4680 lm
CCT**	3000K / 4000K / 6500K	3000K / 4000K / 6500K
CRI (Ra)	>80 and 3 SDCM	>80 and 3 SDCM
LED Life	50,000 hrs / L70	50,000 hrs / L70
Working Ambient Temperature	50°C	50°C

*Luminous Flux tolerance ±5% / **CCT Tolerance ±5%

Data is subject to change without notice.

34-SAMPA 4

LED WEATHERPROOF



POLAR DIAGRAM

18W

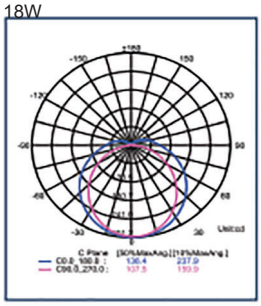

36W

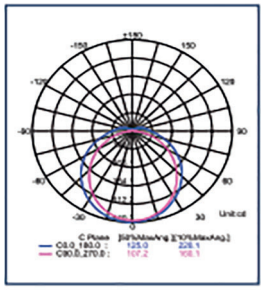

ADDITIONAL OPTIONS

SUS	Suspension Kit

SCHEMATIC



ORDERING CODE	L	W	H
34-SAMPA 4-18	600	94	74
34-SAMPA 4-36	1200	94	74

Dimensions are in mm

ORDERING GUIDE

34-SAMPA 4-LTP18-830	18W	34-SAMPA 4-LTP36-830	36W
34-SAMPA 4-LTP18-840	18W	34-SAMPA 4-LTP36-840	36W
34-SAMPA 4-LTP18-865	18W	34-SAMPA 4-LTP36-865	36W

ORDERING EXAMPLE

34-SAMPA 4-LTP18-830/IP65

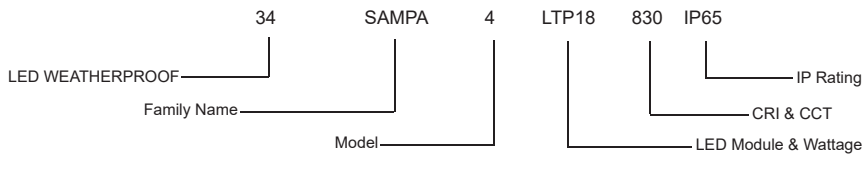

LED WEATHERPROOF SAMPA 4-LTP18-830/IP65

34-SAMPA G1

LITE-TECH
THE ULTIMATE SOLUTION FOR ILLUMINATION

LED WEATHERPROOF

EN 60598 | IP65 | IK08 | F | 220-240V 50 / 60 Hz | PF ≥ 0.9



Housing	Glass reinforced polyester (GRP) base
Diffuser	Polycarbonate
Gear Tray	Steel white painted
Light Source	LED Tube
Benefits	- No light pollution - High performance energy saving - High impact resistance housing cover - High quality plastic clips for tool free locking and opening system - UV stabilized material - Anti-yellowing property diffuser



DESCRIPTION

Highly efficient and reliable LED waterproof luminaire that offers an excellent quality of light, with a uniform light distribution without visible striping or color artefacts. Hassle-free installation and maintenance, with tool less access to the gear tray with built-in connectors.

APPLICATION

Provides general lighting solution for areas that require high degree of protection against dust and water such as Industrial areas, Warehouses / distribution centers, Parking garages.

SPECIFICATION

	34-SAMPA G1 8W	34-SAMPA G1 16W
Light Source	Philips LED Tube	Philips LED Tube
LED Driver	Built-in	Built-in
Wattage	8W	16W
Lumen@Source*	800 lm	1600 lm
CCT**	3000K / 4000K / 6500K	3000K / 4000K / 6500K
CRI (Ra)	>80 and 5 SDCM	>80 and 5 SDCM
LED Life	50,000 hrs / L70	50,000 hrs / L70
Working Ambient Temperature	50°C	50°C

Tube Type	Essential	Ecofit
@2 ft	800 lm	800 lm
@4 ft	1600 lm	1600 lm

*Luminous Flux tolerance ±5% / **CCT Tolerance ±5%

Data is subject to change without notice.

34-SAMPA G1

LED WEATHERPROOF



POLAR DIAGRAM

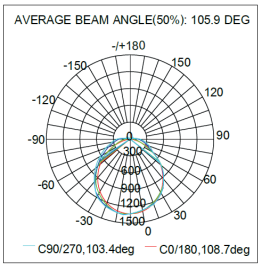



ADDITIONAL OPTIONS

SUS	Suspension Kit
SS	Stainless steel Clips
EL3	Integrated separate emergency LED module

SCHEMATIC

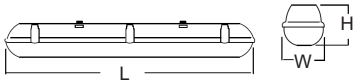

ORDERING CODE	No. of Lamps	L	W	H
34-SAMPA G1-108-8W	1	665	84	90
34-SAMPA G1-116-16W	1	1275	84	90
34-SAMPA G1-208-16W	2	665	134	90
34-SAMPA G1-216-32W	2	1275	134	90

Dimensions are in mm

ORDERING GUIDE

				No. of Lamps	Total Wattage	Total Lumen
34-SAMPA G1-108-8	830	840	865	1	8W	800 lm
34-SAMPA G1-116-16	830	840	865	1	16W	1600 lm
34-SAMPA G1-208-16	830	840	865	2	16W	1600 lm
34-SAMPA G1-216-32	830	840	865	2	32W	3200 lm

ORDERING EXAMPLE

34-SAMPA G1-208-16-830/IP65

34	SAMPA	G1	208	16	830	IP65
LED WEATHERPROOF	Family Name	Model	No. of lamps x Wattage	Total Wattage	CRI & CCT	IP Rating

LED WEATHERPROOF SAMPA G1-208-16-830/IP65

34-SAMPA G2

LED WEATHERPROOF

LITE-TECH
THE ULTIMATE SOLUTION FOR ILLUMINATION

EN 60598 | IP65 | IK08 | F | 220-240V 50 / 60 Hz | PF ≥ 0.9



Housing	Glass reinforced polyester (GRP) Base
Diffuser	Opal polycarbonate
Gear Tray	Steel white painted
Light Source	Lite-Tech LED module powerd by Lumiled

Benefits

- No light pollution
- High performance energy saving
- High impact resistance housing cover
- High quality plastic clips for tool free locking and opening system
- UV stabilized material
- Anti-yellowing property diffuser



DESCRIPTION

Highly efficient and reliable LED waterproof luminaire that offers an excellent quality of light, with a uniform light distribution without visible striping or color artefacts. Hassle-free installation and maintenance, with tool less access to the gear tray with built-in connectors.

APPLICATION

Provides general lighting solution for areas that require high degree of protection against dust and water such as Industrial areas, Warehouses / distribution centers, Parking garages.

SPECIFICATION

	34-SAMPA G2 36W	34-SAMPA G2 45W	34-SAMPA G2 65W	34-SAMPA G2 70W
LED Chip	Lumiled	Lumiled	Lumiled	Lumiled
LED Driver	Philips	Philips	Philips	Philips
Wattage	36W	45W	65W	70W
Lumen@Source*	4680 lm	5850 lm	8450 lm	9100 lm
CCT**	3000K / 4000K / 6500K	3000K / 4000K / 6500K	3000K / 4000K / 6500K	3000K / 4000K / 6500K
CRI (Ra)	>80 and 3 SDCM	>80 and 3 SDCM	>80 and 3 SDCM	>80 and 3 SDCM
LED Life	50,000 hrs / L70	50,000 hrs / L70	50,000 hrs / L70	50,000 hrs / L70
Working Ambient Temperature	50°C	50°C	50°C	50°C

*Luminous Flux tolerance ±5% / **CCT Tolerance ±5%

Data is subject to change without notice.

34-SAMPA G2

LED WEATHERPROOF



POLAR DIAGRAM

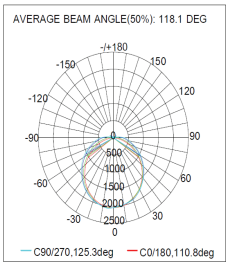



ADDITIONAL OPTIONS

SUS	Suspension Kit	SS	Stainless steel Clips
EL3	Emergency Kit - 3 hrs	MS	Motion Sensor

SCHEMATIC

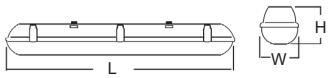

ORDERING CODE	L	W	H
34-SAMPA G2-36W	1275	84	105
34-SAMPA G2-45W	1275	134	105
34-SAMPA G2-65W	1275	134	105
34-SAMPA G2-70W	1575	134	105

Dimensions are in mm

ORDERING GUIDE

34-SAMPA G2-LTP36-830	36W	34-SAMPA G2-LTP65-830	65W
34-SAMPA G2-LTP36-840	36W	34-SAMPA G2-LTP65-840	65W
34-SAMPA G2-LTP36-865	36W	34-SAMPA G2-LTP65-865	65W
34-SAMPA G2-LTP45-830	45W	34-SAMPA G2-LTP70-830	70W
34-SAMPA G2-LTP45-840	45W	34-SAMPA G2-LTP70-840	70W
34-SAMPA G2-LTP45-865	45W	34-SAMPA G2-LTP70-865	70W

ORDERING EXAMPLE

34-SAMPA G2-LTP36-830/IP66

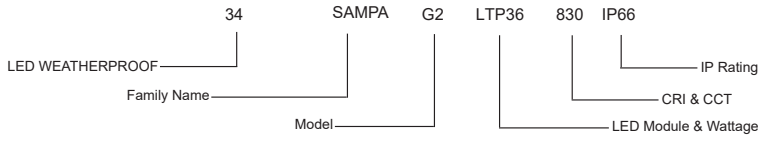

LED WEATHERPROOF SAMPA G2-LTP36-830/IP66


AIR MOBILITY



LED HIGHBAY

35-LINEAR BAY

LED HIGHBAY



Housing CRCA steel sheet epoxy polyester powder coated in white color RAL9016

Diffuser Clear acrylic

Light Source Lite-Tech LED module powered by Lumiled

Benefits

- Instant start
- Enhanced switching cycle
- Long life
- Integrated LED Technology
- No light spoilage



DESCRIPTION

LINEAR BAY is an excellent design for surface and suspension mounting. It provides bright and uniform lighting over a wide area using LED technology, in which is highly energy-efficient as it consume significantly less electricity compared to traditional highbay lights, resulting in lower energy costs.

APPLICATION

Factories, corridors, industrial areas, department stores.

SPECIFICATION

	35-LINEAR BAY 100W
Light Source	Lumiled
LED Driver	Philips
Wattage	100W
Lumen@Source*	13000 lm
CCT**	3000K / 4000K / 6500K
CRI (Ra)	>80 and 5 SDCM
LED Life	50,000 hrs / L70
Working Ambient Temperature	50°C

*Luminous Flux tolerance ±5% / **CCT Tolerance ±5%

Data is subject to change without notice.

35-LINEAR BAY

LED HIGHBAY



POLAR DIAGRAM

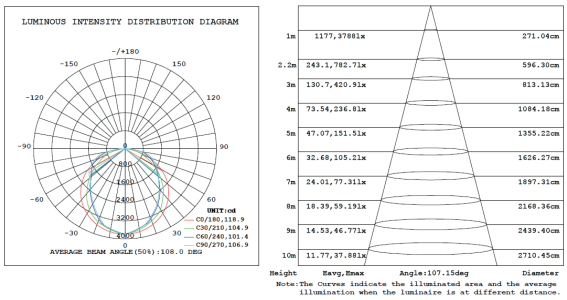

ADDITIONAL OPTIONS

EL3	Integrated separate emergency LED module
SUS	Suspension Kit

SCHEMATIC

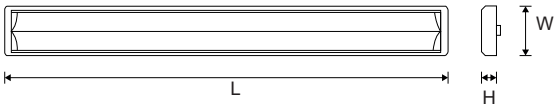

ORDERING CODE	L	W	H
35-LINEAR BAY	1500	170	50

Dimensions are in mm

ORDERING GUIDE

35-LINEAR BAY-LTP100-830	100W
35-LINEAR BAY-LTP100-840	100W
35-LINEAR BAY-LTP100-865	100W

ORDERING EXAMPLE

35-LINEAR BAY-LTP100-830/IP44

35 — LED HIGHBAY
LINEAR BAY — Family Name
LTP100 — Module & Wattage
830 — CRI & CCT
IP44 — IP Rating

LED HIGHBAY LINEAR BAY-LTP100-830-IP44

35-WAREBAY

LITE-TECH
THE ULTIMATE SOLUTION FOR ILLUMINATION

LED LINEAR HIGHBAY

EN 60598 | IP65 | IK07 | F | 220-240V 50 / 60 Hz | PF ≥ 0.9



Housing Die-cast aluminum

Light Source Lumiled

Benefits

- Easy installation
- Low maintenance required
- Increase energy efficiency
- Improved lighting quality
- More compact, unique design

DESCRIPTION

Warebay Linear Highbay series are designed to replace the industry highbay lighting fixture, using superior LED chip solution and pure aluminum heat sink enables the luminous efficacy higher to 130 lm/w with excellent thermal management.

APPLICATION

Factories, Steel Mills, Steel Smelting Plants,Farms , sport Facilities & Workshops, Storage Facilities & Warehouses,Supermarkets & Department Stores, Showrooms, Design Centers & Galleries.

SPECIFICATION

	35-WAREBAY HBL 50W	35-WAREBAY HBL 100W	35-WAREBAY HBL 150W	35-WAREBAY HBL 200W
LED Chip	Lumiled	Lumiled	Lumiled	Lumiled
LED Driver	Meanwell	Meanwell	Meanwell	Meanwell
Wattage	50W	100W	150W	200W
Lumen@Source*	6500 lm	13000 lm	19500 lm	26000 lm
CCT**	3000K / 4000K / 5000K / 5700K	3000K / 4000K / 5000K / 5700K	3000K / 4000K / 5000K / 5700K	3000K / 4000K / 5000K / 5700K
Beam Angle	30x70° / 60x100° / 120°	30x70° / 60x100° / 120°	30x70° / 60x100° / 120°	30x70° / 60x100° / 120°
CRI (Ra)	>80	>80	>80	>80
LED Life	50,000 hrs	50,000 hrs	50,000 hrs	50,000 hrs
Working Ambient Temperature	50°C	50°C	50°C	50°C

*Luminous Flux tolerance ±5% / **CCT Tolerance ±5%

Data is subject to change without notice.

35-WAREBAY

LED LINEAR HIGHBAY



POLAR DIAGRAM

30x70°

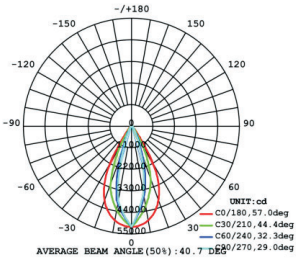

60x100°

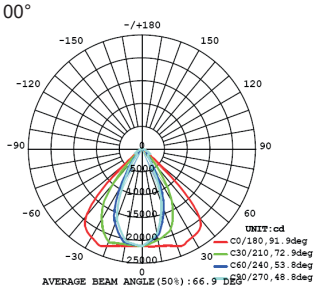

120°

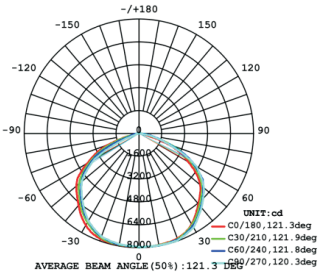

SCHEMATIC

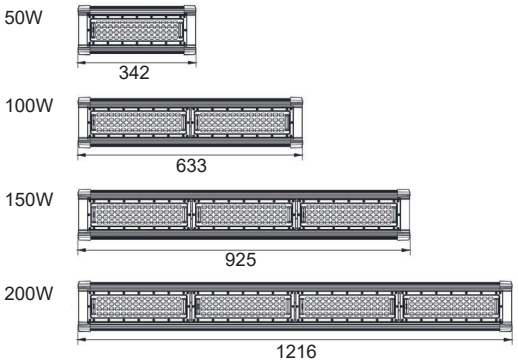

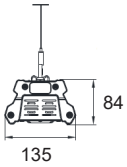

All Dimensions are in mm

ORDERING GUIDE

35-WAREBAY HBL-50	830	840	850	857	50W
35-WAREBAY HBL-100	830	840	850	857	100W
35-WAREBAY HBL-150	830	840	850	857	150W
35-WAREBAY HBL-200	830	840	850	857	200W

ORDERING EXAMPLE

35-WAREBAY HBL-50-830/IP65

35	WAREBAY	HBL	50	830	IP65
LED LINEAR HIGHBAY	Family Name	Model	LED Module & Wattage	CRI & CCT	IP Rating

LED LINEAR HIGHBAY WAREBAY HBL-LTS50-830/IP65

35-WAREBAY R7

LED HIGHBAY



Housing	Die casting ADC12 powder coated in black
Diffuser	PC lens
Light Source	Lumiled
Benefits	- 50% less power consumption than traditional light sources - Low maintenance required - Increase energy efficiency - Improved lighting quality - More compact, low profile design



Reflectors available as an option



DESCRIPTION

WAREBAY R7 series are designed to replace the industry highbay lighting fixture, using superior LED chip solution and the nature of tree-like cooling fins as heat sink which enable the air streams to enter and exit in all directions.

APPLICATION

Provides bright and powerful lighting to large spaces such as warehouses, manufacturing facilities, industrial facilities, gymnasiums, recreation centers.

SPECIFICATION

	35-WAREBAY R7100 100W	35-WAREBAY R7150 150W	35-WAREBAY R7200 200W	35-WAREBAY R7240 240W	35-WAREBAY R7300 300W
LED Chip	Lumiled	Lumiled	Lumiled	Lumiled	Lumiled
LED Driver	Philips	Philips	Philips	Philips	Philips
Wattage	100W	150W	200W	240W	300W
Delivered Lumen	14000 lm	21000 lm	28000 lm	33600	42000
CCT**	3000K 4000K 6500K	3000K 4000K 6500K	3000K 4000K 6500K	3000K 4000K 6500K	3000K 4000K 6500K
CRI (Ra)	>70 and 3 SDCM	>70 and 3 SDCM	>70 and 3 SDCM	>70 and 3 SDCM	>70 and 3 SDCM
LED Life	50,000 hrs / L70	50,000 hrs / L70	50,000 hrs / L70	50,000 hrs / L70	50,000 hrs / L70
Working Ambient Temperature	50°C	50°C	50°C	50°C	50°C

*Luminous Flux tolerance ±5% / **CCT Tolerance ±5%

Data is subject to change without notice.

35-WAREBAY R7

LED HIGHBAY

LIGHT DISTRIBUTION CURVE

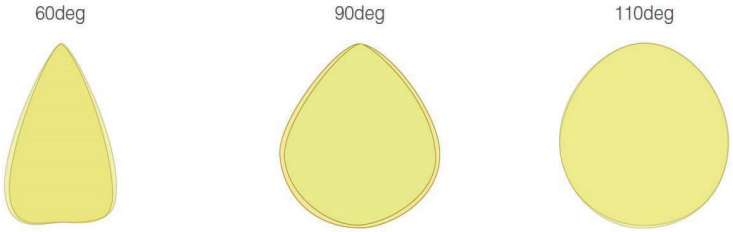

ADDITIONAL OPTIONS

AL-REF Aluminum Reflector



PC-REF PC Reflector



1-10V Analog Dimming

SCHEMATIC

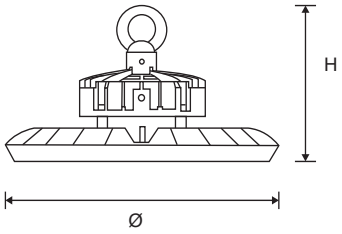

ORDERING CODE	Ø	H
35-WAREBAY R7100	275	166
35-WAREBAY R7150	285	165
35-WAREBAY R7200	305	181
35-WAREBAY R7240	360	185
35-WAREBAY R7300	360	185

Dimensions are in mm

ORDERING GUIDE

35-WAREBAY R7100-100	730	740	765	100W
35-WAREBAY R7150-150	730	740	765	150W
35-WAREBAY R7200-200	730	740	765	200W
35-WAREBAY R7240-240	730	740	765	240W
35-WAREBAY R7300-300	730	740	765	300W

ORDERING EXAMPLE

35-WAREBAY R7100-100-730/IP65

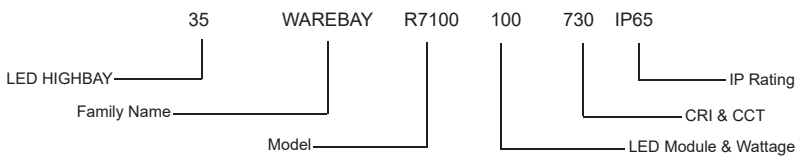

LED HIGHBAY WAREBAY R7100-100-730/IP65

35-WAREBAY R8

LED HIGHBAY

LITE-TECH
THE ULTIMATE SOLUTION FOR ILLUMINATION

EN 60598 | IP65 | IK10 | F | 120-277V 50 / 60 Hz | PF ≥ 0.9



Housing Die casting ADC12 powder coated in black

Diffuser PC lens

Light Source Lumiled

Benefits

- 50% less power consumption than traditional light sources
- Low maintenance required
- Increase energy efficiency
- Improved lighting quality
- More compact, low profile design



DESCRIPTION

WAREBAY R8 series are designed to replace the industry highbay lighting fixture, using superior LED chip solution and the nature of tree-like cooling fins as heat sink which enable the air streams to enter and exit in all directions.

APPLICATION

Suitable for large indoor spaces such as warehouses, manufacturing facilities, industrial facilities, gymnasiums, recreation centers.

SPECIFICATION

	35-WAREBAY R8100 100W	35-WAREBAY R8150 150W	35-WAREBAY R8200 200W
LED Chip	Lumiled	Lumiled	Lumiled
LED Driver	Philips	Philips	Philips
Wattage	100W	150W	200W
Lumen delivered*	18000 lm	27000 lm	36000 lm
CCT**	3000K 4000K 6500K	3000K 4000K 6500K	3000K 4000K 6500K
CRI (Ra)	>70 and 3 SDCM	>70 and 3 SDCM	>70 and 3 SDCM
LED Life	50,000 hrs / L70	50,000 hrs / L70	50,000 hrs / L70
Working Ambient Temperature	50°C	50°C	50°C

*Luminous Flux tolerance ±5% / **CCT Tolerance ±5%

Data is subject to change without notice.

35-WAREBAY R8

LED HIGHBAY

LIGHT DISTRIBUTION CURVE

***standard

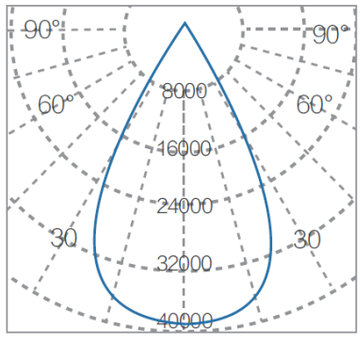

60° Cd/Klm

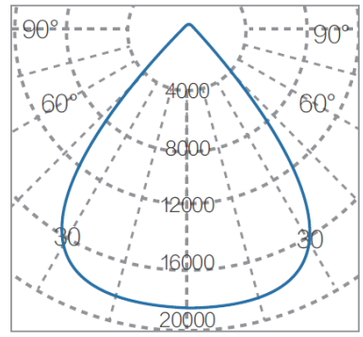

90° Cd/Klm

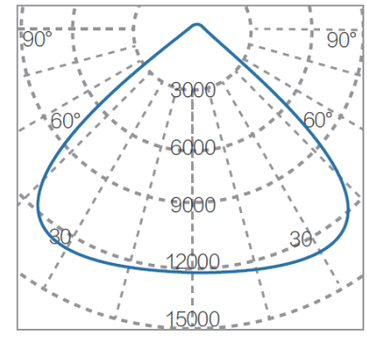

110° Cd/Klm

SCHEMATIC

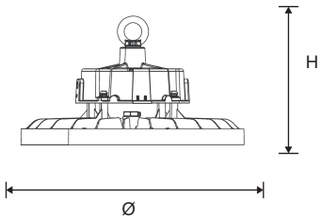

ORDERING CODE	Ø	H
35-WAREBAY R8100	250	145
35-WAREBAY R8150	250	145
35-WAREBAY R8200	280	155

Dimensions are in mm

ORDERING GUIDE

35-WAREBAY R8100-LTP100	730	740	765	100W
35-WAREBAY R8150-LTP150	730	740	765	150W
35-WAREBAY R8200-LTP200	730	740	765	200W

ORDERING EXAMPLE

35-WAREBAY R8100-LTP100-730/IP65

35 WAREBAY R8100 LTP100 730 IP65

- 35 — LED HIGHBAY
- WAREBAY — Family Name
- R8100 — Model
- LTP100 — LED Module & Wattage
- 730 — CRI & CCT
- IP65 — IP Rating

LED HIGHBAY WAREBAY R8100-LTP100-730/IP65





LED STRIP LIGHT

36-FLEXSTRIP

LED STRIPLIGHT



FES - IP65



FSS - IP67

Color	White PCB
Optical Distribution Type	Direct
Light Source	Everlight
Benefits	- Energy efficient - Flexible Eco-friendly Easy to install Durable Sets the mood Variety of uses Available in various lamp colors such as Red, Green, Yellow, Blue, and White (FES/FSS)



DESCRIPTION

LED strip lights are reliable, cost-effective way to add extra light in any places you need. Because of its excellent choice for functionality, it can be used in various applications such as an accent light, task light or as a decorative lighting solution which would also enhances the mood for the area.

APPLICATION

Can be use under or behind the furnitures to give accent. Mostly use in areas such as Leisure, office, residential, shops.

SPECIFICATION

	36-FLEXSTRIP 4.8W	36-FLEXSTRIP 9.6W	36-FLEXSTRIP 14.4W
LED Chip	Everlight 2835	Everlight 2835	Everlight 2835
LED Driver	Philips	Philips	Philips
LED Quantity	120 pcs / mtr	120 pcs / mtr	60 pcs / mtr
Wattage	4.8W / mtr	9.6W / mtr	14.4W / mtr
Lumen@Source*	100 lm / W	100 lm / W	100 lm / W
Beam Angle	120°	120°	120°
CCT**	3000K / 4000K / 6500K	3000K / 4000K / 6500K	3000K / 4000K / 6500K
CRI (Ra)	>80 and 5 SDCM	>80 and 5 SDCM	>80 and 5 SDCM
LED Life	30,000 hrs	30,000 hrs	30,000 hrs
Working Ambient Temperature	50°C	50°C	50°C

*Luminous Flux tolerance ±5% / **CCT Tolerance ±5%

Data is subject to change without notice.

36-FLEXSTRIP

LED STRIPLIGHT





SCHEMATIC

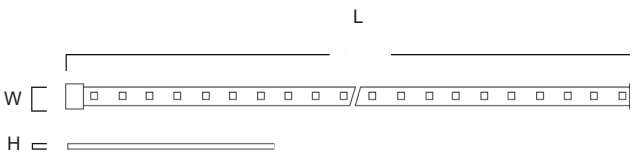

ORDERING CODE	LAY-IN/GYPSUM CEILING		
	L	W	H
36-FLEXSTRIP FES	5000	10	2.5
36-FLEXSTRIP FSS	5000	12	5.5

Dimensions are in mm

ORDERING GUIDE

36-FLEXSTRIP FES-4.8-830 IP65	4.8W	36-FLEXSTRIP FES-9.6-830 IP65	9.6W	36-FLEXSTRIP FES-14.4-830 IP65	14.4W
36-FLEXSTRIP FES-4.8-840 IP65	4.8W	36-FLEXSTRIP FES-9.6-840 IP65	9.6W	36-FLEXSTRIP FES-14.4-840 IP65	14.4W
36-FLEXSTRIP FES-4.8-865 IP65	4.8W	36-FLEXSTRIP FES-9.6-865 IP65	9.6W	36-FLEXSTRIP FES-14.4-865 IP65	14.4W
36-FLEXSTRIP FSS-4.8-830 IP67	4.8W	36-FLEXSTRIP FSS-9.6-830 IP67	9.6W	36-FLEXSTRIP FSS-14.4-830 IP67	14.4W
36-FLEXSTRIP FSS-4.8-840 IP67	4.8W	36-FLEXSTRIP FSS-9.6-840 IP67	9.6W	36-FLEXSTRIP FSS-14.4-840 IP67	14.4W
36-FLEXSTRIP FSS-4.8-865 IP67	4.8W	36-FLEXSTRIP FSS-9.6-865 IP67	9.6W	36-FLEXSTRIP FSS-14.4-865 IP67	14.4W

ORDERING EXAMPLE

36-FLEXSTRIP FES-9.6-830/IP65

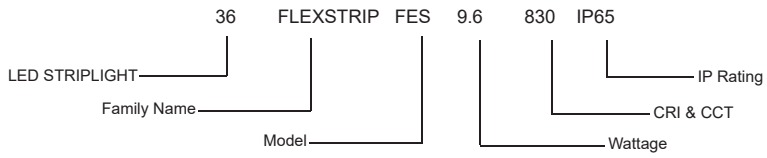

LED STRIPLIGHT FLEXSTRIP-FES-9.6-830/IP65

36-FLEXSTRIP

LED STRIPLIGHT



FES - IP65



FSS - IP67

Color	White PCB
Optical Distribution Type	Direct
Light Source	Everlight
Benefits	- Energy efficient - Flexible Eco-friendly Easy to install Durable Sets the mood Variety of uses Available in various lamp colors such as Red, Green, Yellow, Blue, and White (FES/FSS)



DESCRIPTION

LED strip lights are reliable, cost-effective way to add extra light in any places you need. Because of its excellent choice for functionality, it can be used in various applications such as an accent light, task light or as a decorative lighting solution which would also enhances the mood for the area.

APPLICATION

Can be use under or behind the furnitures to give accent. Mostly use in areas such as Leisure, office, residential, shops.

SPECIFICATION

	36-FLEXSTRIP 4.8W	36-FLEXSTRIP 9.6W	36-FLEXSTRIP 14.4W
LED Chip	Everlight 2835	Everlight 2835	Everlight 2835
LED Driver	Philips	Philips	Philips
LED Quantity	120 pcs / mtr	120 pcs / mtr	60 pcs / mtr
Wattage	4.8W / mtr	9.6W / mtr	14.4W / mtr
Lumen@Source*	100 lm / W	100 lm / W	100 lm / W
Beam Angle	120°	120°	120°
CCT**	3000K / 4000K / 6500K	3000K / 4000K / 6500K	3000K / 4000K / 6500K
CRI (Ra)	>80 and 5 SDCM	>80 and 5 SDCM	>80 and 5 SDCM
LED Life	30,000 hrs	30,000 hrs	30,000 hrs
Working Ambient Temperature	50°C	50°C	50°C

*Luminous Flux tolerance ±5% / **CCT Tolerance ±5%

Data is subject to change without notice.

36-FLEXSTRIP

LED STRIPLIGHT





SCHEMATIC

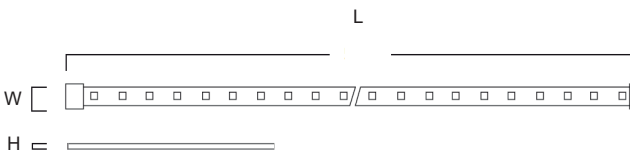

ORDERING CODE	LAY-IN/GYPSUM CEILING		
	L	W	H
36-FLEXSTRIP FES	5000	10	2.5
36-FLEXSTRIP FSS	5000	12	5.5

Dimensions are in mm

ORDERING GUIDE

36-FLEXSTRIP FES-4.8-830 IP65	4.8W	36-FLEXSTRIP FES-9.6-830 IP65	9.6W	36-FLEXSTRIP FES-14.4-830 IP65	14.4W
36-FLEXSTRIP FES-4.8-840 IP65	4.8W	36-FLEXSTRIP FES-9.6-840 IP65	9.6W	36-FLEXSTRIP FES-14.4-840 IP65	14.4W
36-FLEXSTRIP FES-4.8-865 IP65	4.8W	36-FLEXSTRIP FES-9.6-865 IP65	9.6W	36-FLEXSTRIP FES-14.4-865 IP65	14.4W
36-FLEXSTRIP FSS-4.8-830 IP67	4.8W	36-FLEXSTRIP FSS-9.6-830 IP67	9.6W	36-FLEXSTRIP FSS-14.4-830 IP67	14.4W
36-FLEXSTRIP FSS-4.8-840 IP67	4.8W	36-FLEXSTRIP FSS-9.6-840 IP67	9.6W	36-FLEXSTRIP FSS-14.4-840 IP67	14.4W
36-FLEXSTRIP FSS-4.8-865 IP67	4.8W	36-FLEXSTRIP FSS-9.6-865 IP67	9.6W	36-FLEXSTRIP FSS-14.4-865 IP67	14.4W

ORDERING EXAMPLE

36-FLEXSTRIP FES-9.6-830/IP65

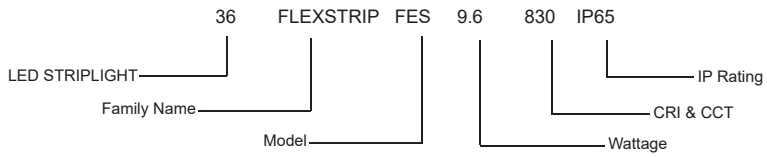

LED STRIPLIGHT FLEXSTRIP-FES-9.6-830/IP65

36-FLEXSTRIP COB

LED STRIPLIGHT



Color	White PCB
Optical Distribution Type	Direct
Light Source	COB LED
Benefits	- Energy efficient - Flexible Eco-friendly Easy to install Durable Sets the mood Variety of uses



DESCRIPTION

LED strip lights are reliable, cost-effective way to add extra light in any places you need. Because of its excellent choice for functionality, it can be used in various applications such as an accent light, task light or as a decorative lighting solution which would also enhances the mood for the area.

APPLICATION

Can be use under or behind the furnitures to give accent. Mostly use in areas such as Leisure, office, residential, shops.

SPECIFICATION

	36-FLEXSTRIP COB 9.6W
LED Chip	COB LED
LED Quantity	480 pcs / mtr
LED Driver	Philips
DC Voltage	24V
Wattage	9.6W / mtr
Lumen@Source*	100 lm / W
Beam Angle	180°
CCT**	3000K / 4000K / 6500K
CRI (Ra)	>90
LED Life	30,000 hrs
Working Ambient Temperature	50°C

*Luminous Flux tolerance ±5% / **CCT Tolerance ±5%

Data is subject to change without notice.

36-FLEXSTRIP COB

LED STRIPLIGHT





SCHEMATIC

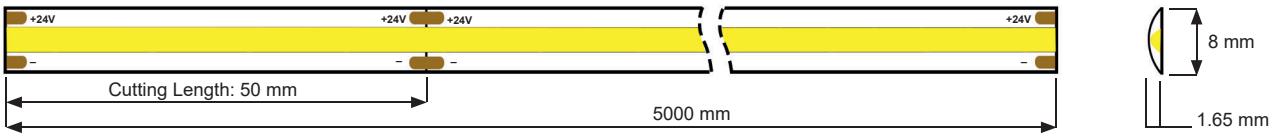

ORDERING GUIDE

36-FLEXSTRIP COB-9.6-930 IP65	9.6W/m
36-FLEXSTRIP COB-9.6-940 IP65	9.6W/m
36-FLEXSTRIP COB-9.6-965 IP65	9.6W/m

ORDERING EXAMPLE

36-FLEXSTRIP COB-9.6-930/IP65

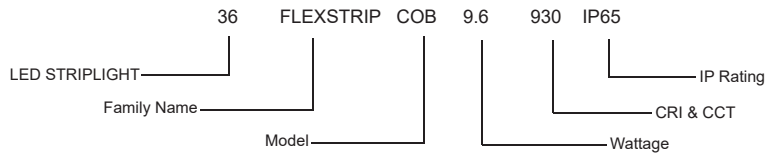

LED STRIPLIGHT FLEXSTRIP-COB-9.6-930/IP65

36-LTNEONFLEX F16

LED FLEXIBLE STRIPLIGHT

LITE-TECH
THE ULTIMATE SOLUTION FOR ILLUMINATION

EN 60598 | IP68 | IK08 | F | III | PF ≥ 0.9



Material PVC

Features

- UV resistant
- Waterproof
- Dirt resistant
- Easy to install
- Durable
- Sets the mood
- Variety of uses
- Available in various lamp colors such as Red, Green, Blue, and Amber

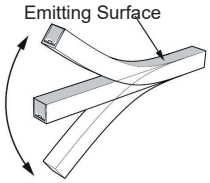

Vertical Bending

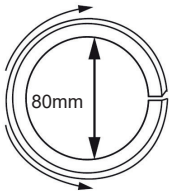

Minimum Bending Diamter





Aluminum profile accessory available as an option

DESCRIPTION

LED flexible strip lights are reliable, cost-effective way to add extra light in any places you need. Because of its excellent choice for functionality, it can be used in various applications such as an accent light or as a decorative lighting solution which would also enhances the mood for the area.

APPLICATION

Mostly use in areas such as Leisure, office, residential, shops.

SPECIFICATION

	36-LTNEONFLEX F16 10W
LED Chip	SMD LED 2835
Supply Voltage	24V DC
LED Quantity	120 pcs / mtr
Wattage	10W / mtr
Beam Angle	120°
CCT**	3000K / 4000K / 6500K
CRI (Ra)	>80
LED Life	50,000 hrs
Min. Cutting Unit	12 LEDs
Min. Cutting Length	100 mm
Working Ambient Temperature	50°C

*Luminous Flux tolerance ±5% / **CCT Tolerance ±5%

Data is subject to change without notice.

36-LTNEONFLEX F16

LED FLEXIBLE STRIPLIGHT



POLAR DIAGRAM

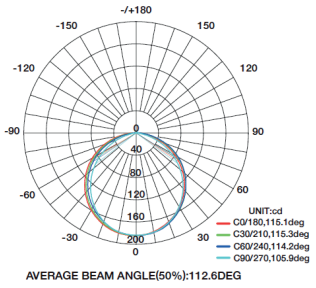

AVERAGE BEAM ANGLE(50%):112.6DEG

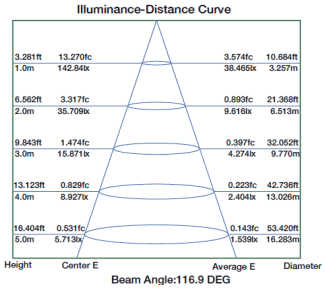

Beam Angle:116.9 DEG

SCHEMATIC

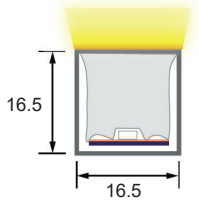

Dimensions are in mm

ADDITIONAL OPTIONS

DALI	Digital Dimming
AL-L	Aluminum Profile Mounting - Linear
AL-F	Aluminum Profile Mounting - Flexible

LIGHT COLOR:

Red	Green
Blue	Amber

ORDERING GUIDE

36-LTNEONFLEX-F16-10-830	10W
36-LTNEONFLEX-F16-10-840	10W
36-LTNEONFLEX-F16-10-865	10W

ORDERING EXAMPLE

36-LTNEONFLEX-F16-10-830/IP68-10.5M

36	LTNEONFLEX	F16	10	830	IP68	10.5M
LED Flexible Striplight	Family Name	Model	Wattage	CRI & CCT	IP Rating	Length

LED FLEXIBLE STRIPLIGHT LTNEONFLEX-F16-10-830/IP68-10.5M

36-LTNEONFLEX F21

LED FLEXIBLE STRIPLIGHT

LITE-TECH
THE ULTIMATE SOLUTION FOR ILLUMINATION

EN 60598 | IP68 | IK08 | F | III | PF ≥ 0.9



Material PVC

Features

- UV resistant
- Waterproof
- Dirt resistant
- Easy to install
- Durable
- Sets the mood
- Variety of uses
- Available in various lamp colors such as Red, Green, Blue, and Amber

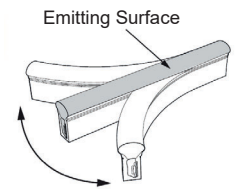

Horizontal Bending

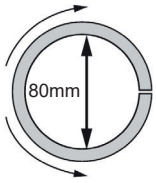

Minimum Bending Diamter





Aluminum profile accessory available as an option

DESCRIPTION

LED flexible strip lights are reliable, cost-effective way to add extra light in any places you need. Because of its excellent choice for functionality, it can be used in various applications such as an accent light or as a decorative lighting solution which would also enhances the mood for the area.

APPLICATION

Mostly use in areas such as Leisure, office, residential, shops.

SPECIFICATION

	36-LTNEONFLEX F21 12W
LED Chip	SMD LED 5050
Supply Voltage	24V DC
LED Quantity	60 pcs / mtr
Wattage	12W / mtr
Beam Angle	270°
CCT**	3000K / 4000K / 6500K
CRI (Ra)	>80
LED Life	50,000 hrs
Min. Cutting Unit	6 LEDs
Min. Cutting Length	100 mm
Working Ambient Temperature	50°C

*Luminous Flux tolerance ±5% / **CCT Tolerance ±5%

Data is subject to change without notice.

36-LTNEONFLEX F21

LED FLEXIBLE STRIPLIGHT



POLAR DIAGRAM

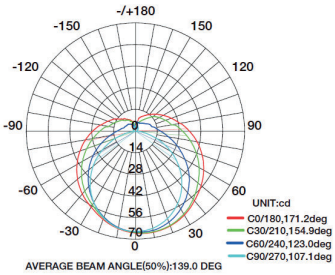

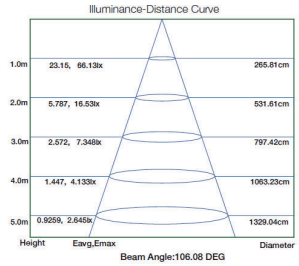

SCHEMATIC

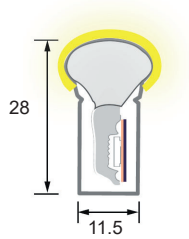

Dimensions are in mm

ADDITIONAL OPTIONS

DALI	Digital Dimming
AL-L	Aluminum Profile Mounting - Linear
AL-F	Aluminum Profile Mounting - Flexible

LIGHT COLOR:

	Red		Green
	Blue		Amber

ORDERING GUIDE

36-LTNEONFLEX-F21-12-830	12W
36-LTNEONFLEX-F21-12-840	12W
36-LTNEONFLEX-F21-12-865	12W

ORDERING EXAMPLE

36-LTNEONFLEX-F21-12-830/IP68-10.5M

36	LTNEONFLEX	F21	12	830	IP68	10.5M
LED Flexible Striplight	Family Name	Model	Wattage	CRI & CCT	IP Rating	Length

LED FLEXIBLE STRIPLIGHT LTNEONFLEX-F21-12-830/IP68-10.5M


EXIT
<K200


LED TRACK LIGHT

37-TRACKSTAR

LITE-TECH
THE ULTIMATE SOLUTION FOR ILLUMINATION

LED TRACK LIGHT

EN 60598 | IP20 | IK08 | F | 220-240V 50 / 60 Hz | PF ≥ 0.9



Housing Aluminum

Diffuser PC lens

Light Source COB LED

Benefits

- High efficiency
- High illuminance
- Glare-free design
- Perfect light spot and accurate beam angle
- Refined components and design



DESCRIPTION

TRACKSTAR series is a highly customizable lighting system designed to highlight various architectural concepts. With excellent amount of flexibility, It can be configured to direct the light where it is needed in order to create spot lights, task lights, or even ambient lights.

APPLICATION

Suitable for indoor areas that requires accent lighting such as showrooms, museums, and shopping malls.

SPECIFICATION

	37-TRACKSTAR 055 8W	37-TRACKSTAR 055 12W	37-TRACKSTAR 055 15W
LED Chip	Citizen / Cree	Citizen / Cree	Citizen / Cree
LED Driver	Built-in	Built-in	Built-in
Wattage	8W	12W	15W
Lumen@Source*	1040 lm	1560 lm	1950 lm
Beam Angle	36°	36°	36°
CCT**	3000K / 4000K / 6500K	3000K / 4000K / 6500K	3000K / 4000K / 6500K
CRI (Ra)	>80 and 5 SDCM	>80 and 5 SDCM	>80 and 5 SDCM
LED Life	50,000 hrs / L70	50,000 hrs / L70	50,000 hrs / L70
Working Ambient Temperature	50°C	50°C	50°C

*Luminous Flux tolerance ±5% / **CCT Tolerance ±5%

Data is subject to change without notice.

37-TRACKSTAR

LED TRACK LIGHT



POLAR DIAGRAM

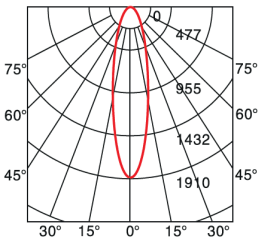

m	lux	cm
1.0	1900	71
2.0	475	141
3.0	211	212
4.0	118	282

ADDITIONAL OPTIONS

Black

White

PCD Phase Cut Dimming

SCHEMATIC

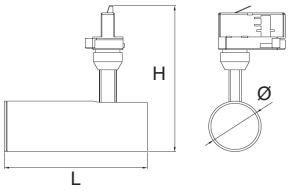

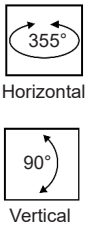

ORDERING CODE	Ø	L	H
37-TRACKSTAR 055	55	170	159

Dimensions are in mm

ORDERING GUIDE

37-TRACKSTAR 055-8-830	8W	37-TRACKSTAR 055-12-830	12W	37-TRACKSTAR 055-15-830	15W
37-TRACKSTAR 055-8-840	8W	37-TRACKSTAR 055-12-840	12W	37-TRACKSTAR 055-15-840	15W
37-TRACKSTAR 055-8-865	8W	37-TRACKSTAR 055-12-865	12W	37-TRACKSTAR 055-15-865	15W

ORDERING EXAMPLE

37-TRACKSTAR 055-8-830/IP20

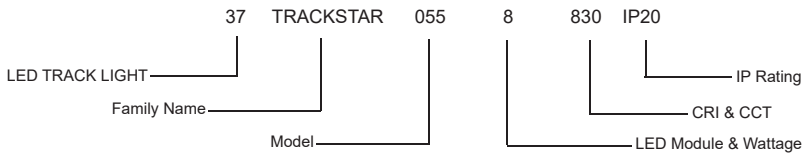

LED TRACK LIGHT TRACKSTAR 055-8-830/IP20

37-TRACKSTAR

LITE-TECH
THE ULTIMATE SOLUTION FOR ILLUMINATION

LED TRACK LIGHT

EN 60598 | IP20 | IK06 | F | 220-240V 50 / 60 Hz | PF ≥ 0.9



Housing	Aluminum
Reflector	Metallized aluminum
Light Source	COB LED
Benefits	- High efficiency - High illuminance - Glare-free design - Perfect light spot and accurate beam angle - Refined components and design



DESCRIPTION

TRACKSTAR series is a highly customizable lighting system designed to highlight various architectural concepts. With excellent amount of flexibility, It can be configured to direct the light where it is needed in order to create spot lights, task lights, or even ambient lights.

APPLICATION

Suitable for indoor areas that requires accent lighting such as showrooms, museums, and shopping malls.

SPECIFICATION

	37-TRACKSTAR 076 15W	37-TRACKSTAR 076 20W
LED Chip	Citizen / Cree	Citizen / Cree
LED Driver	Built-in	Built-in
Wattage	15W	20W
Lumen@Source*	1950 lm	2600 lm
Beam Angle	24°	24°
CCT**	3000K / 4000K / 6500K	3000K / 4000K / 6500K
CRI (Ra)	>80 and 5 SDCM	>80 and 5 SDCM
LED Life	50,000 hrs / L70	50,000 hrs / L70
Working Ambient Temperature	50°C	50°C

*Luminous Flux tolerance ±5% / **CCT Tolerance ±5%

Data is subject to change without notice.

37-TRACKSTAR

LED TRACK LIGHT



POLAR DIAGRAM

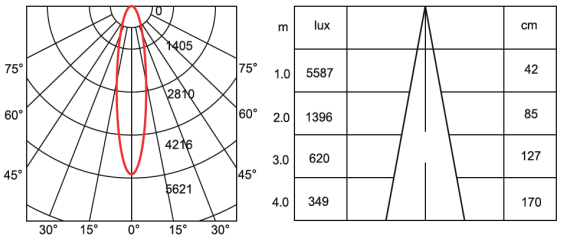

ADDITIONAL OPTIONS

Black

White

PCD Phase Cut Dimming

SCHEMATIC

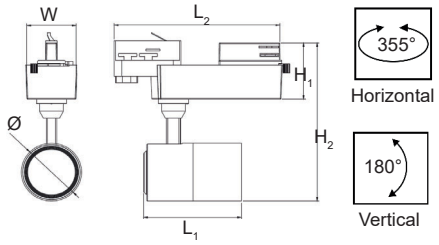

ORDERING CODE	Ø	L_1	L_2	W	H_1	H_2
37-TRACKSTAR 076	76	123	209	62	74	208

Dimensions are in mm

ORDERING GUIDE

37-TRACKSTAR 076-15-830	15W	37-TRACKSTAR 076-20-830	20W
37-TRACKSTAR 076-15-840	15W	37-TRACKSTAR 076-20-840	20W
37-TRACKSTAR 076-15-865	15W	37-TRACKSTAR 076-20-865	20W

ORDERING EXAMPLE

37-TRACKSTAR 076-15-830/IP20



LED TRACK LIGHT TRACKSTAR 076-15-830/IP20

37-TRACKSTAR

LITE-TECH
THE ULTIMATE SOLUTION FOR ILLUMINATION

LED TRACK LIGHT

EN 60598 | IP20 | IK06 | F | 220-240V 50 / 60 Hz | PF ≥ 0.9



Housing	Aluminum
Diffuser	PC lens
Reflector	Metallized aluminum
Light Source	COB LED
Benefits	- High efficiency - High illuminance - Glare-free design - Perfect light spot and accurate beam angle



DESCRIPTION

TRACKSTAR series is a highly customizable lighting system designed to highlight various architectural concepts. With excellent amount of flexibility, It can be configured to direct the light where it is needed in order to create spot lights, task lights, or even ambient lights.

APPLICATION

Suitable for indoor areas that requires accent lighting such as showrooms, museums, and shopping malls.

SPECIFICATION

	37-TRACKSTAR 105 30W	37-TRACKSTAR 105 45W	37-TRACKSTAR 105 56W
LED Chip	Citizen / Cree	Citizen / Cree	Citizen / Cree
LED Driver	Built-in	Built-in	Built-in
Wattage	30W	45W	56W
Lumen@Source*	3900 lm	5850 lm	7280 lm
Beam Angle	40°	40°	40°
CCT**	3000K / 4000K / 6500K	3000K / 4000K / 6500K	3000K / 4000K / 6500K
CRI (Ra)	>80 and 5 SDCM	>80 and 5 SDCM	>80 and 5 SDCM
LED Life	50,000 hrs / L70	50,000 hrs / L70	50,000 hrs / L70
Working Ambient Temperature	50°C	50°C	50°C

*Luminous Flux tolerance ±5% / **CCT Tolerance ±5%

Data is subject to change without notice.

37-TRACKSTAR

LED TRACK LIGHT



POLAR DIAGRAM

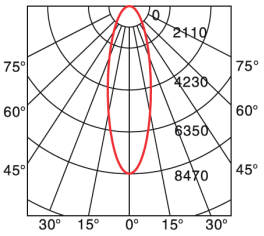

m	lux	cm
1.0	8410	74
2.0	2100	149
3.0	930	223
4.0	520	297

ADDITIONAL OPTIONS

Black

White

PCD Phase Cut Dimming

SCHEMATIC

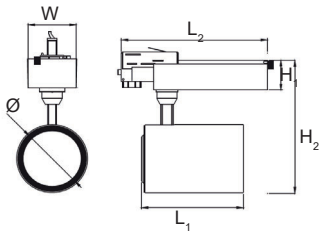

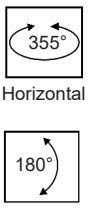

ORDERING CODE	Ø	L_1	L_2	W	H_1	H_2
37-TRACKSTAR 105	105	150	218	86	56	218

Dimensions are in mm

ORDERING GUIDE

37-TRACKSTAR 105-30-830	30W	37-TRACKSTAR 105-45-830	45W	37-TRACKSTAR 105-56-830	56W
37-TRACKSTAR 105-30-840	30W	37-TRACKSTAR 105-45-840	45W	37-TRACKSTAR 105-56-840	56W
37-TRACKSTAR 105-30-865	30W	37-TRACKSTAR 105-45-865	45W	37-TRACKSTAR 105-56-865	56W

ORDERING EXAMPLE

37-TRACKSTAR 105-30-830/IP20

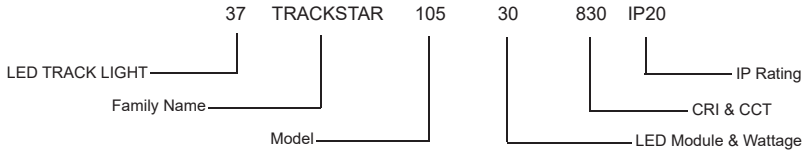

LED TRACK LIGHT TRACKSTAR 105-30-830/IP20





LED MAGNETIC TRACK SYSTEM

37-RAILSTAR

LED MAGNETIC TRACK SYSTEM

LITE-TECH
THE ULTIMATE SOLUTION FOR ILLUMINATION

EN 60598 | IP20 | IK04 | F | III | 48V DC | PF ≥ 0.9





- Magnetic Track Rail System for quick swap of lights with safety lock
- Available in Recessed / Surface / Suspended track mounting
- Track maximum load power: 768W
- High grade aluminum material
- Wireless fixtures for easy installation
- Various fixture designs to combine

*Luminous Flux tolerance ±5% / **CCT Tolerance ±5%

Data is subject to change without notice.

FIXTURE SPECIFICATION

A



Material	Aluminum
Finish	Black / White
LED Chip	Osram
Beam Angle	110°
CRI (Ra)	>80 and 5 SDCM
LED Life	50,000 hrs / L70
Working Ambient Temperature	50°C

CCT 2700K 3000K 4000K 5000K

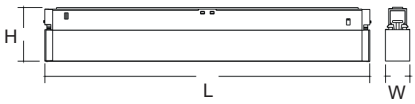

WATTAGE	L	W	H
7W	294	22	43
15W	574	22	43
22W	854	22	43
30W	1134	22	43

Dimensions are in mm





B



Material	Aluminum
Finish	Black / White
LED Chip	Osram
Beam Angle	110°
CRI (Ra)	>80 and 5 SDCM
LED Life	50,000 hrs / L70
Working Ambient Temperature	50°C

CCT 2700K 3000K 4000K 5000K

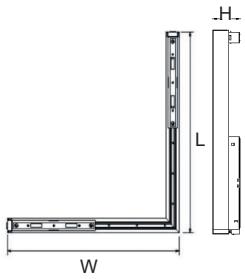

WATTAGE	L	W	H
15W	308	288	43

Dimensions are in mm

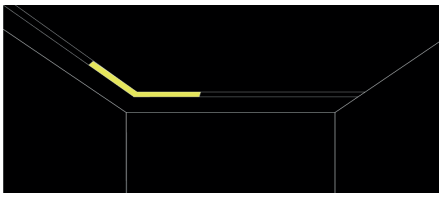



C



Material	Aluminum
Finish	Black / White
LED Chip	Osram
Beam Angle	15° / 28° / 41°
CRI (Ra)	>80 and 5 SDCM
LED Life	50,000 hrs / L70
Working Ambient Temperature	50°C

CCT 2700K 3000K 4000K 5000K

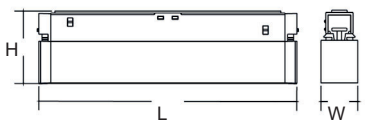

WATTAGE	L	W	H
6x1W	154	22	43
12x1W	294	22	43
6x2W	154	22	43
12x2W	294	22	43

Dimensions are in mm





Data is subject to change without notice.

LED MAGNETIC TRACK SYSTEM

D



Material	Aluminum
Finish	Black / White
LED Chip	Osram
Beam Angle	15° / 28° / 45°
CRI (Ra)	>80 and 5 SDCM
LED Life	50,000 hrs / L70
Working Ambient Temperature	50°C

CCT 2700K 3000K 4000K 5000K

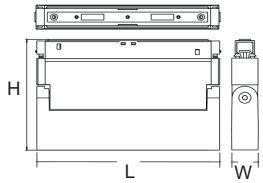

WATTAGE	L	W	H
6x1W	154	22	104
12x1W	294	22	104
6x2W	154	22	104
12x2W	294	22	104

Dimensions are in mm

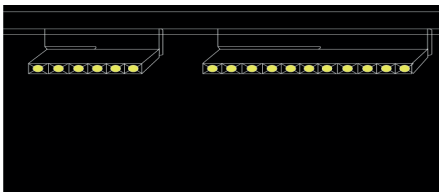



E



Material	Aluminum
Finish	Black / White
LED Chip	Osram
Beam Angle	110°
CRI (Ra)	>80 and 5 SDCM
LED Life	50,000 hrs / L70
Working Ambient Temperature	50°C

CCT 2700K 3000K 4000K 5000K

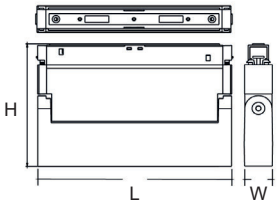

WATTAGE	L	W	H
5W	154	22	104
10W	294	22	104

Dimensions are in mm

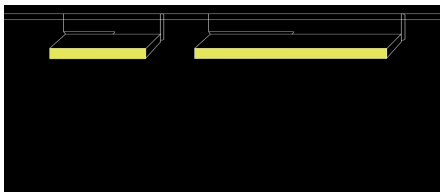



F



Material	Aluminum
Finish	Black / White
LED Chip	Osram
Beam Angle	15° / 24° / 36°
CRI (Ra)	>80 and 5 SDCM
LED Life	50,000 hrs / L70
Working Ambient Temperature	50°C

CCT 2700K 3000K 4000K 5000K

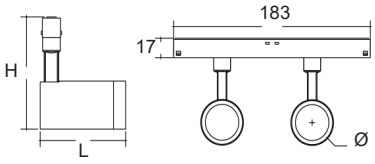

WATTAGE	L	Ø	H
1x5W	76	40	93
1x8W	101	40	93
2x5W	76	40	93
2x8W	101	40	93

Dimensions are in mm

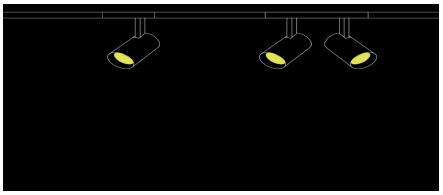



*Luminous Flux tolerance ±5% / **CCT Tolerance ±5%

Data is subject to change without notice.

G



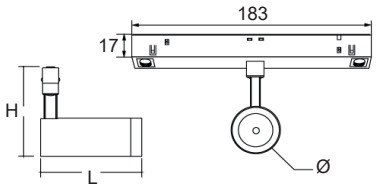

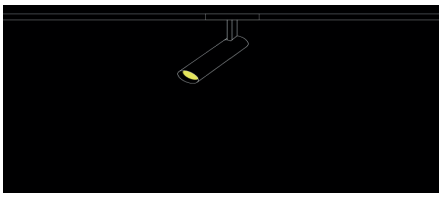



Material	Aluminum
Finish	Black / White
LED Chip	Citizen COB
Beam Angle	15° / 24° / 36°
CRI (Ra)	>80 and 5 SDCM
LED Life	50,000 hrs / L70
Working Ambient Temperature	50°C

CCT: 2700K | 3000K | 4000K | 5000K

WATTAGE	L	Ø	H
15W	170	55	145

Dimensions are in mm

H



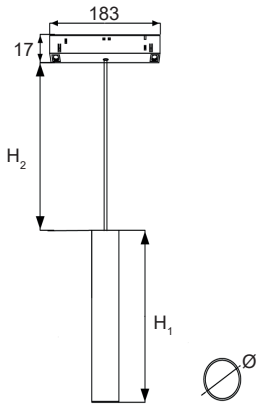

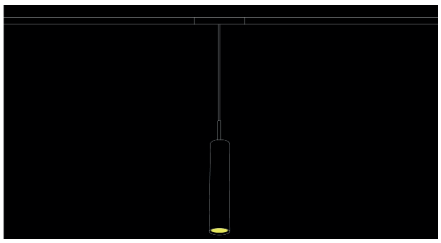



Material	Aluminum
Finish	Black / White
LED Chip	Citizen COB
Beam Angle	15° / 24° / 36°
CRI (Ra)	>80 and 5 SDCM
LED Life	50,000 hrs / L70
Working Ambient Temperature	50°C

CCT: 2700K | 3000K | 4000K | 5000K

WATTAGE	Ø	H_1	H_2
8W	40	300	1500
15W	40	300	1500

Dimensions are in mm

LED MAGNETIC TRACK SYSTEM

I





Pearl Black



Rose Gold

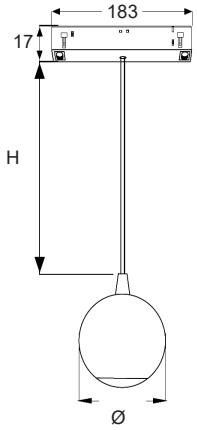

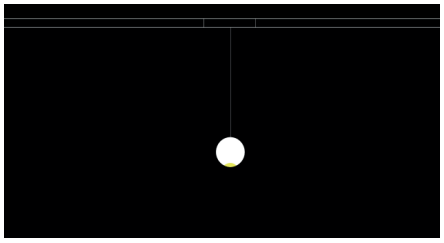



Material	Aluminum + PC
Finish	Pearl Black / Rose Gold
LED Chip	Osram
Beam Angle	270°
CRI (Ra)	>80 and 5 SDCM
LED Life	50,000 hrs / L70
Working Ambient Temperature	50°C

CCT: 2700K | 3000K | 4000K | 5000K

WATTAGE	Ø	H
5W	80	1500

Dimensions are in mm

J





Meteorite pattern glass

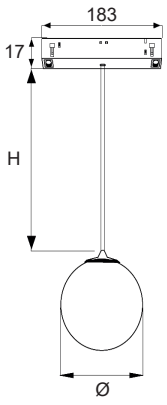

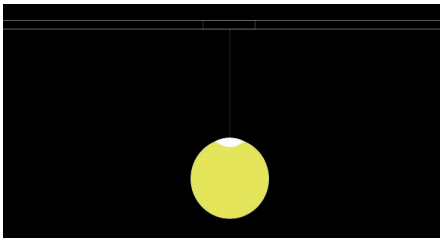



Material	Aluminum + glass
Finish	Meteorite pattern glass
LED Chip	Osram
Beam Angle	300°
CRI (Ra)	>80 and 5 SDCM
LED Life	50,000 hrs / L70
Working Ambient Temperature	50°C

CCT: 2700K | 3000K | 4000K | 5000K

WATTAGE	Ø	H
6W	130	1500

Dimensions are in mm

*Luminous Flux tolerance ±5% / **CCT Tolerance ±5%

Data is subject to change without notice.

TRACK SPECIFICATION

(W) RECESSED MOUNTING TRACK WITH TRIM



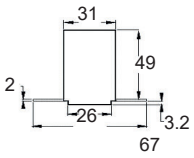

CODE	L_1	CUT-OUT		
		L	W	H
050	500	505	35	55
100	1000	1005	35	55
150	1500	1505	35	55
200	2000	2005	35	55

Dimensions are in mm

Material	Aluminum
Finish	Black / White



CONNECTORS:

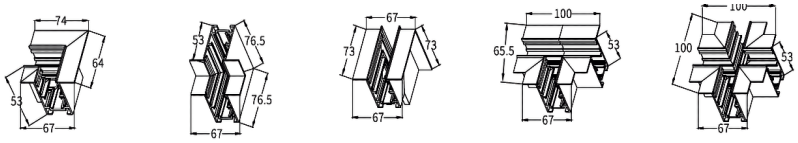

L type Horizontal with trim | L type vertical inner with trim | L type vertical outer with trim | T type Horizontal with trim | Cross type Horizontal with trim

(X) RECESSED MOUNTING TRACK WITH DEEP TRIM



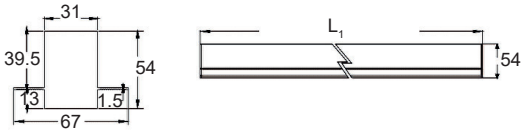

CODE	L_1	CUT-OUT		
		L	W	H
050	500	505	35	45
100	1000	1005	35	45
150	1500	1505	35	45
200	2000	2005	35	45

Dimensions are in mm

Material	Aluminum
Finish	Black / White



CONNECTORS:

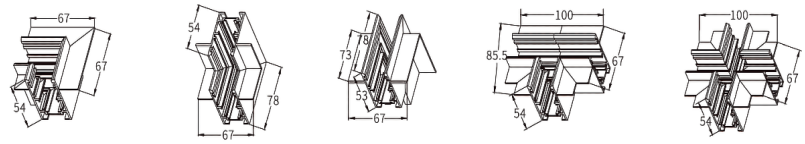

L type Horizontal with deep trim | L type vertical inner with deep trim | L type vertical outer with deep trim | T type Horizontal with deep trim | Cross type Horizontal with deep trim

Data is subject to change without notice.

LED MAGNETIC TRACK SYSTEM

(Y) RECESSED MOUNTING MULTI-FUNCTION TRACK



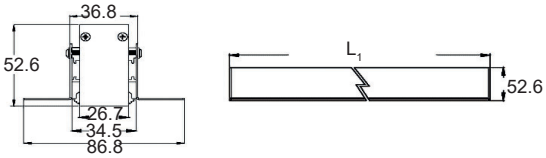

CODE	L_1	CUT-OUT L	W	H
050	500	505	45	60
100	1000	1005	45	60
150	1500	1505	45	60
200	2000	2005	45	60

Dimensions are in mm

Material	Aluminum
Finish	Black / White



CONNECTORS:

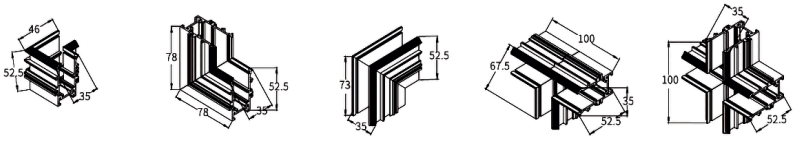

L type Horizontal trimless | L type vertical inner trimless | L type vertical outer trimless | T type Horizontal trimless | Cross type Horizontal trimless

(Z) SURFACE / SUSPENDED MOUNTING TRACK



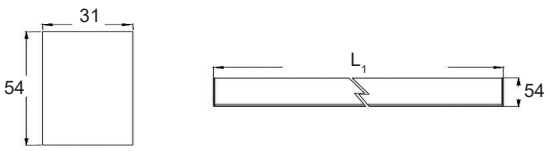

CODE	L_1
050	500
100	1000
150	1500
200	2000

Dimensions are in mm

Material	Aluminum
Finish	Black / White



CONNECTORS:

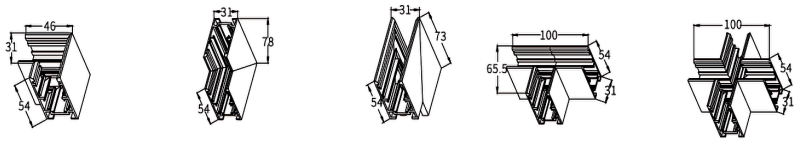

L type Horizontal trimless | L type vertical inner trimless | L type vertical outer trimless | T type Horizontal trimless | Cross type Horizontal trimless

*Luminous Flux tolerance ±5% / **CCT Tolerance ±5%

Data is subject to change without notice.

ORDERING GUIDE

37	**RAILSTAR**	**A** 7W, 15W, 22W, 30W **B** 15W **C** 6X1W, 12X1W, 6X2W, 12X2W **D** 6X1W, 12X1W, 6X2W, 12X2W **E** 5W, 10W **F** 1X5W, 1X8W, 2X5W, 2X8W **G** 15W **H** 8W, 15W **I** 5W **J** 6W	**827** (2700K) **830** (3000K) **840** (4000K) **850** (5000K)	**0** (NONE) **W** (RECESSED) **X** (RECESSED W/ DEEPER TRIM) **Y** (MULTI-FUNCTION) **Z** (SURFACE/SUSPENDED)	**050** (500 mm) **100** (1000 mm) **150** (1500 mm) **200** (2000 mm)	**IP20**

ORDERING EXAMPLE

1 FIXTURE+TRACK: **37-RAILSTAR-A22W-830-Z100-IP20**

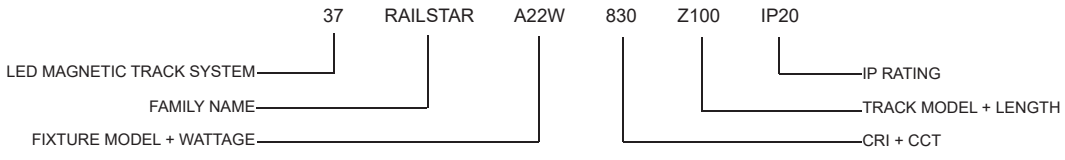

FIXTURE ONLY: **37-RAILSTAR-A22W-830-0-IP20**

TRACK ONLY: **37-RAILSTAR-Z100**

MULTIPLE FIXTURE+TRACK: **37-RAILSTAR-A22W+F1X8W+H8W+J6W-830-Z100-IP20**

DALI OPTION AVAILABLE UPON REQUEST




LED CEILING
LIGHT

52-CEILINGSTAR 050C

LED CEILING LIGHT

LITE-TECH
THE ULTIMATE SOLUTION FOR ILLUMINATION

EN 60598 | IP44 | IK07 | F | 220-240V 50 / 60 Hz | PF ≥ 0.9



Housing	High purity extruded aluminum and anodized surface
Diffuser	PMMA opal matte
Light Source	SMD LED module
Benefits	- Aesthetic design - Comfortable lighting appearance - High efficacy - Up and down lighting



DESCRIPTION

The CEILINGSTAR 050C is a suspended ceiling light fixture with an extremely versatile solution for many indoor lighting needs. It is scalable sheet fixtures that can be both added to and moved along and are available in various lengths.

APPLICATION

Suitable in high ceiling areas that requires aesthetic lighting, dining areas, lounges, living rooms.

SPECIFICATION

	52-CEILINGSTAR 050C 60W	52-CEILINGSTAR 050C 90W	52-CEILINGSTAR 050C 120W
LED Chip	SMD 5050	SMD 5050	SMD 5050
LED Driver	Philips	Philips	Philips
Wattage	60W	90W	120W
Lumen@Source*	7800 lm	11700 lm	15600 lm
CCT**	3000K / 4000K / 6500K	3000K / 4000K / 6500K	3000K / 4000K / 6500K
CRI (Ra)	>80 and 3 SDCM	>80 and 3 SDCM	>80 and 3 SDCM
LED Life	50,000 hrs / L70	50,000 hrs / L70	50,000 hrs / L70
Working Ambient Temperature	50°C	50°C	50°C

*Luminous Flux tolerance ±5% / **CCT Tolerance ±5%

Data is subject to change without notice.

52-CEILINGSTAR 050C

LED CEILING LIGHT





ADDITIONAL OPTIONS



Suspension
Steel Wire



Hanging Bracket



Connectors

SCHEMATIC

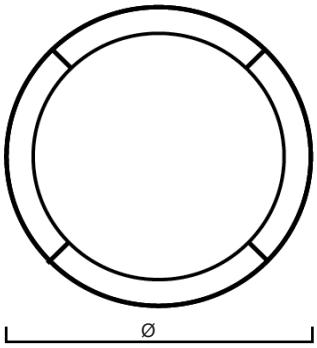

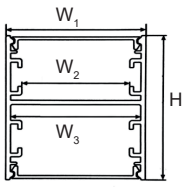

ORDERING CODE	Ø	W_1	W_2	W_3	H
52-CEILINGSTAR 050C-60	900	54	41	50	60
52-CEILINGSTAR 050C-90	1270	54	41	50	60
52-CEILINGSTAR 050C-120	1800	54	41	50	60

Dimensions are in mm

ORDERING GUIDE

52-CEILINGSTAR 050C-60-830	60W	52-CEILINGSTAR 050C-90-830	90W	52-CEILINGSTAR 050C-120-830	120W
52-CEILINGSTAR 050C-60-840	60W	52-CEILINGSTAR 050C-90-840	90W	52-CEILINGSTAR 050C-120-840	120W
52-CEILINGSTAR 050C-60-865	60W	52-CEILINGSTAR 050C-90-865	90W	52-CEILINGSTAR 050C-120-865	120W

ORDERING EXAMPLE

52-CEILINGSTAR 050C-60-830/IP44

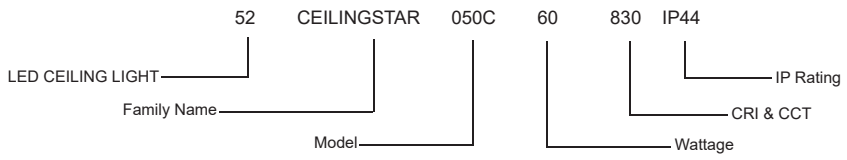

LED CEILING LIGHT CEILINGSTAR 050C-60-830/IP44

52-CEILINGSTAR

LED CEILING LIGHT



Housing Steel body in chrome finish

Diffuser Opal glass

Light Source Lite-Tech LED module powered by Lumiled

Benefits

- Easy to install
- Energy efficient
- Uniform illumination with high visual comfort
- Provide a fresh design for home DIY renovation projects

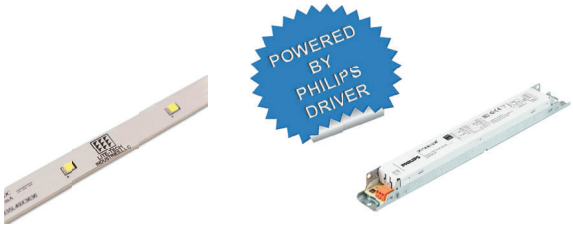

DESCRIPTION

Ceilingstar provides efficient amount of light that can be evenly distributed throughout a room. Ceilingstar is great for ceiling clearance and it blends with the surrounding area. Not only it is more practical and energy efficient, but it also create a nice, bright, and inviting light into a room.

APPLICATION

Suitable in residential and office areas, kitchen, corridors, bathrooms, living rooms.

SPECIFICATION

	52-CEILINGSTAR 52310 20W	52-CEILINGSTAR 52410 36W
LED Chip	Lumiled	Lumiled
LED Driver	Philips	Philips
Wattage	20W	36W
Lumen@Source*	2600 lm	4680 lm
CCT**	3000K / 4000K / 6500K	3000K / 4000K / 6500K
CRI (Ra)	>80 and 3 SDCM	>80 and 3 SDCM
LED Life	50,000 hrs / L70	50,000 hrs / L70
Working Ambient Temperature	50°C	50°C

*Luminous Flux tolerance ±5% / **CCT Tolerance ±5%

Data is subject to change without notice.

52-CEILINGSTAR

LED CEILING LIGHT



POLAR DIAGRAM

52310

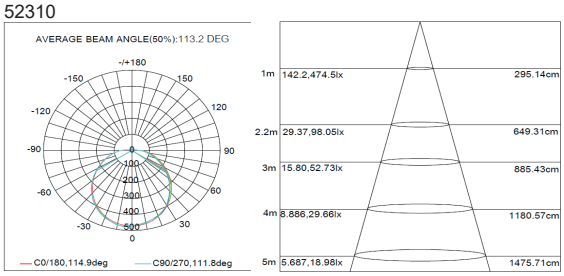

52410

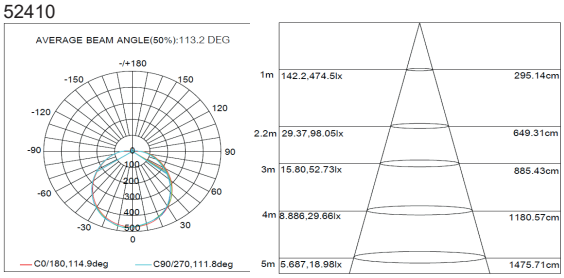

ADDITIONAL OPTIONS

EL3	Emergency Kit - 3 hrs (52410)

SCHEMATIC

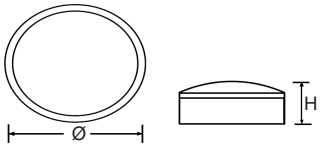

ORDERING CODE	Ø	H
52-CEILINGSTAR-52310	310	85
52-CEILINGSTAR-52410	410	100

Dimensions are in mm

ORDERING GUIDE

52-CEILINGSTAR-52310-LTP20-830	20W	52-CEILINGSTAR-52410-LTP36-830	36W
52-CEILINGSTAR-52310-LTP20-840	20W	52-CEILINGSTAR-52410-LTP36-840	36W
52-CEILINGSTAR-52310-LTP20-865	20W	52-CEILINGSTAR-52410-LTP36-865	36W

ORDERING EXAMPLE

52-CEILINGSTAR-52310-LTP20-830/IP54

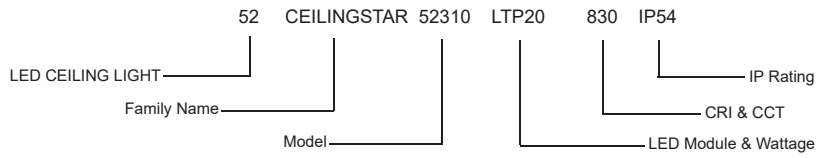

LED CEILING LIGHT CEILINGSTAR-52310-LTP20-830/IP54

52-CEILINGSTAR R800

LED RECESSED CEILING LIGHT

LITE-TECH
THE ULTIMATE SOLUTION FOR ILLUMINATION

EN 60598 | IP20 | IK05 | F | 220-240V 50 / 60 Hz | PF ≥ 0.9



Housing Steel

Finish White

Diffuser PC

Benefits

- Aesthetic design
- Comfortable lighting appearance
- High efficacy
- Energy saving up to 80% than the ordinary lamp
- Fast light brightening, no delay and flicker
- Can be suspension mounted or surface mounted



DESCRIPTION

The slim housing encircles and high-efficient acrylic diffuser emitting diffused primarily downward directed light. The slim body has a slight curvature and an inner curve which reduces contrast. The product family comes in a range of sizes and mounting options for a wide range of applications. Surface mounted and suspended versions have an accessory for mounting.

APPLICATION

Suitable in high ceiling areas that requires aesthetic lighting, dining areas, lounges, living rooms.

SPECIFICATION

	52-CEILINGSTAR R800 120W
LED Chip	Lumiled
Wattage	120W
Lumen@Source*	12000 lm
CCT**	3000K / 4000K / 6500K
CRI (Ra)	>80
LED Life	30,000 hrs
Working Ambient Temperature	50°C

*Luminous Flux tolerance ±5% / **CCT Tolerance ±5%

Data is subject to change without notice.

52-CEILINGSTAR R800

LED RECESSED CEILING LIGHT



SCHEMATIC

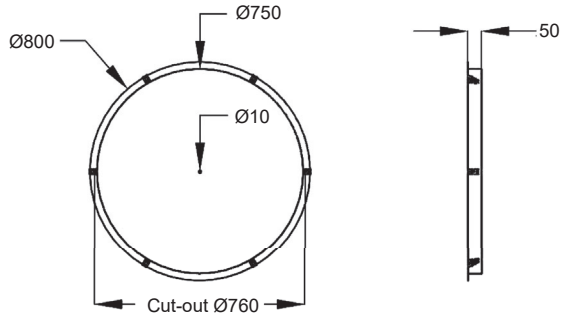

Dimensions are in mm

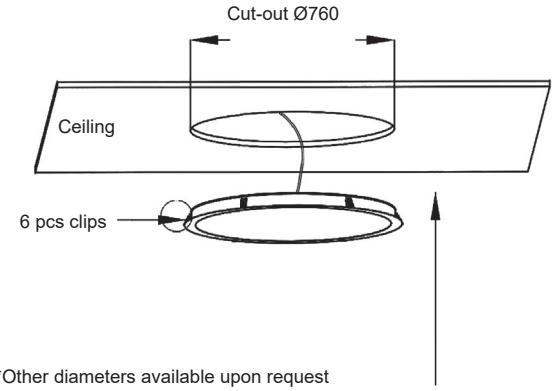

*Other diameters available upon request

ORDERING GUIDE

52-CEILINGSTAR R800-LTP120-830	120W
52-CEILINGSTAR R800-LTP120-840	120W
52-CEILINGSTAR R800-LTP120-865	120W

ORDERING EXAMPLE

52-CEILINGSTAR R800-LTP120-830/IP20

52	CEILINGSTAR	R800	LTP120	830	IP20
LED RECESSED CEILING LIGHT	Family Name	Model	LED Module & Wattage	CRI & CCT	IP Rating

LED RECESSED CEILING LIGHT CEILINGSTAR R800-LTP120-830/IP20

52-CEILINGSTAR

LED CEILING LIGHT



Housing	Steel body
Diffuser	Opal polycarbonate
Light Source	Lite-Tech LED module powered by Lumiled
Benefits	- Easy to install - Energy efficient - Uniform illumination with high visual comfort - Provide a fresh design for home DIY renovation projects



DESCRIPTION

Ceilingstar provides efficient amount of light that can be evenly distributed throughout a room. Ceilingstar is great for ceiling clearance and it blends with the surrounding area. Not only it is more practical and energy efficient, but it also create a nice, bright, and inviting light into a room.

APPLICATION

Suitable in residential and office areas, kitchen, corridors, bathrooms, living rooms.

SPECIFICATION

	52-CEILINGSTAR SPI320 20W	52-CEILINGSTAR SPI510 36W
LED Chip	Lumiled	Lumiled
LED Driver	Philips	Philips
Wattage	20W	36W
Lumen@Source*	2600 lm	4680 lm
CCT**	3000K / 4000K / 6500K	3000K / 4000K / 6500K
CRI (Ra)	>80 and 3 SDCM	>80 and 3 SDCM
LED Life	50,000 hrs / L70	50,000 hrs / L70
Working Ambient Temperature	50°C	50°C

*Luminous Flux tolerance ±5% / **CCT Tolerance ±5%

Data is subject to change without notice.

52-CEILINGSTAR

LED CEILING LIGHT



POLAR DIAGRAM

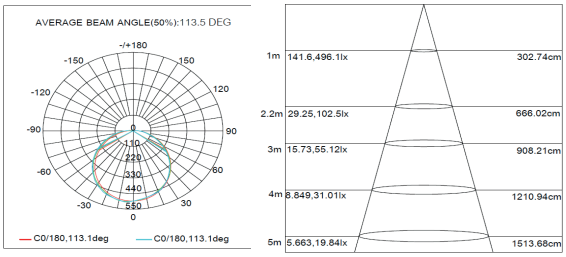

ADDITIONAL OPTIONS

EL3	Emergency Kit - 3 hrs

SCHEMATIC

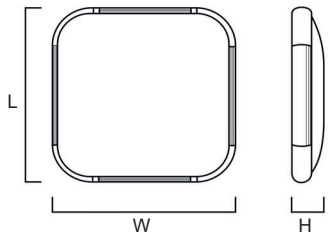

ORDERING CODE	L	W	H
52-CEILINGSTAR-SPI320	300	300	100
52-CEILINGSTAR-SPI510	510	510	100

Dimensions are in mm

ORDERING GUIDE

52-CEILINGSTAR-SPI320-LTP20-830	20W	52-CEILINGSTAR-SPI510-LTP36-830	36W
52-CEILINGSTAR-SPI320-LTP20-840	20W	52-CEILINGSTAR-SPI510-LTP36-840	36W
52-CEILINGSTAR-SPI320-LTP20-865	20W	52-CEILINGSTAR-SPI510-LTP36-865	36W

ORDERING EXAMPLE

52-CEILINGSTAR-SPI320-LTP20-830/IP44

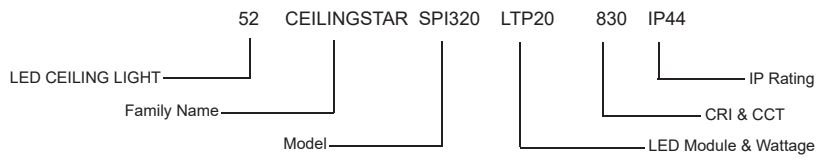

LED CEILING LIGHT CEILINGSTAR-SPI320-LTP20-830/IP44



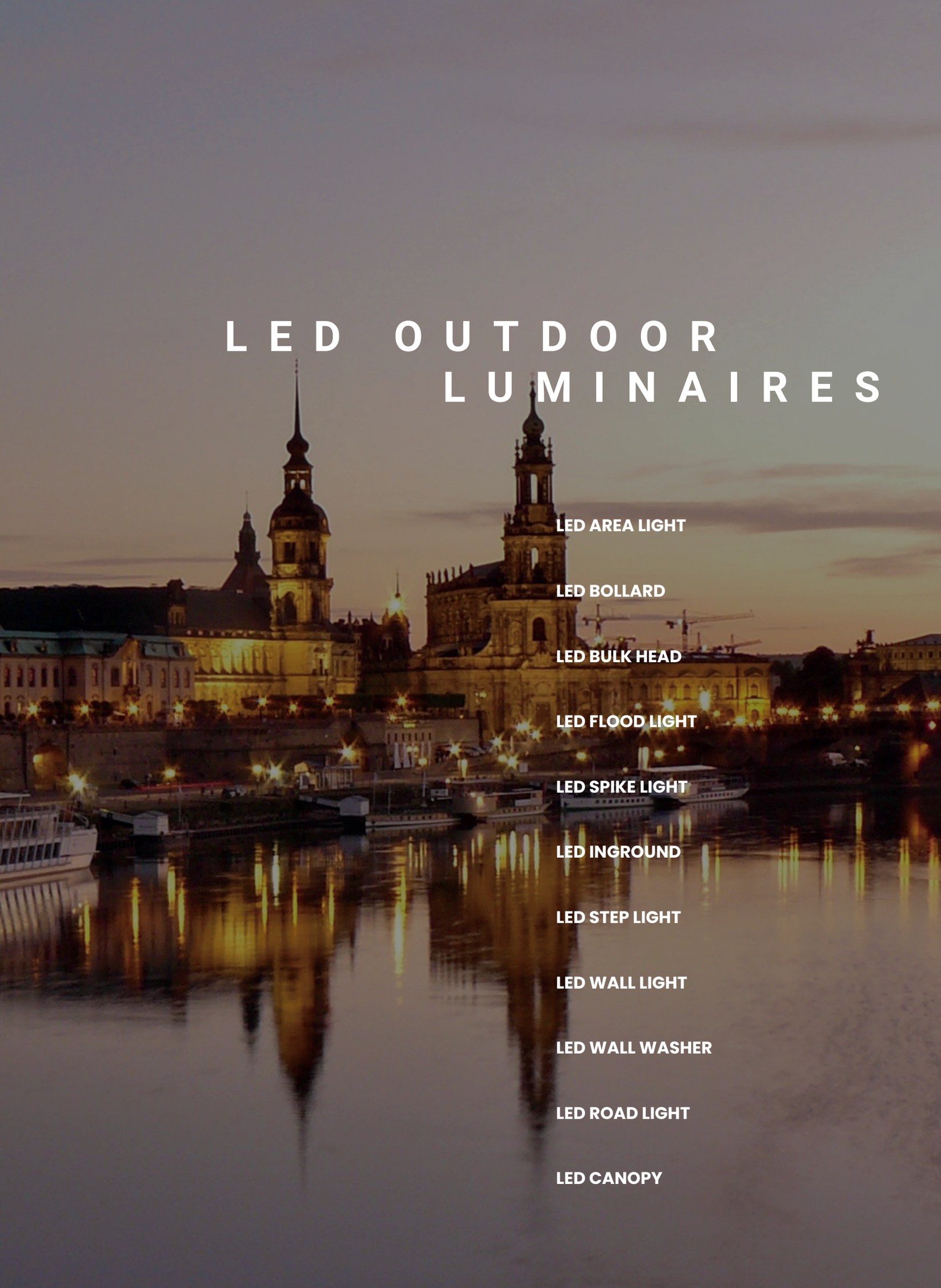

LED OUTDOOR LUMINAIRES

LED AREA LIGHT

LED BOLLARD

LED BULK HEAD

LED FLOOD LIGHT

LED SPIKE LIGHT

LED INGROUND

LED STEP LIGHT

LED WALL LIGHT

LED WALL WASHER

LED ROAD LIGHT

LED CANOPY




LED AREA LIGHT

40-GREENSTAR

LED AREA LIGHT

LITE-TECH
THE ULTIMATE SOLUTION FOR ILLUMINATION

EN 60598 | IP65 | IK08 | 220-240V 50 / 60 Hz | PF ≥ 0.9



Housing	Die-cast aluminum
Diffuser	Clear PC
Reflector	Anodized high pure aluminum
Light Source	Osram / Bridgelux
Benefits	- UV-proof powder coating finish - High intensity and corrosion protected stainless steel fastener - High luminous efficiency - Energy efficient

DESCRIPTION

The GREENSTAR series combines the good looks with state-of-the-art performance and a design that meets the need of today's environment. It takes advantage to adapt on its surroundings to highlight the objective in conjunction with its maintenance-friendly features.

APPLICATION

Suitable for outdoor areas such as urban streets, parks, squares, gardens & villas.

SPECIFICATION

	40-GREENSTAR 16001 30W
LED Chip	Osram / Bridgelux
LED Driver	Built-in
Wattage	30W
Lumen@Source*	3900 lm
CCT**	3000K / 4000K / 6500K
CRI (Ra)	>80 and 3 SDCM
LED Life	50,000 hrs / L70
Working Ambient Temperature	55°C

*Luminous Flux tolerance ±5% / **CCT Tolerance ±5%

Data is subject to change without notice.

40-GREENSTAR

LED AREA LIGHT



SCHEMATIC

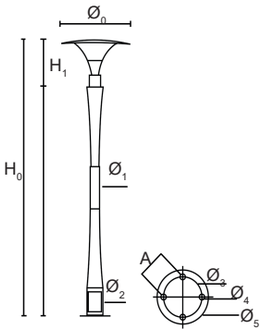

ORDERING CODE	H_0	H_1	$Ø_0$	$Ø_1$	$Ø_2$
40-GREENSTAR-16001	3500	600	700	87	160

BASE

A	$Ø_3$	$Ø_4$	$Ø_5$
156	300	220	20x40

Dimensions are in mm

ORDERING GUIDE

40-GREENSTAR-16001-30-830	30W
40-GREENSTAR-16001-30-840	30W
40-GREENSTAR-16001-30-865	30W

ORDERING EXAMPLE

40-GREENSTAR-16001-30-830/IP65

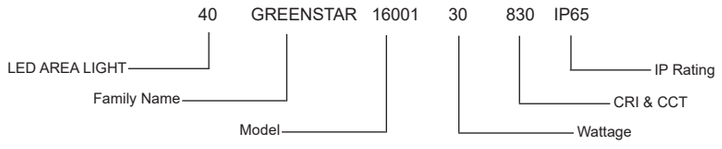

LED AREA LIGHT GREENSTAR-16001-30-830/IP65

40-GREENSTAR

LED AREA LIGHT

LITE-TECH
THE ULTIMATE SOLUTION FOR ILLUMINATION

EN 60598 | IP65 | IK08 | 220-240V 50 / 60 Hz | PF ≥ 0.9



Housing	Die-cast aluminum
Diffuser	PMMA
Light Source	Osram
Benefits	- UV-proof powder coating finish - High intensity and corrosion protected stainless steel fastener - High luminous efficiency - Energy efficient

DESCRIPTION

The GREENSTAR series combines the good looks with state-of-the-art performance and a design that meets the need of today's environment. It takes advantage to adapt on its surroundings to highlight the objective in conjunction with its maintenance-friendly features.

APPLICATION

Suitable for remote areas such as urban streets, parks, squares, gardens & villas.

SPECIFICATION

	40-GREENSTAR 16069 50W
LED Chip	Osram
LED Driver	Built-in
Wattage	50W
Lumen@Source*	6500 lm
CCT**	3000K / 4000K / 6500K
CRI (Ra)	>80 and 3 SDCM
LED Life	50,000 hrs / L70
Working Ambient Temperature	55°C

*Luminous Flux tolerance ±5% / **CCT Tolerance ±5%

Data is subject to change without notice.

40-GREENSTAR

LED AREA LIGHT



SCHEMATIC

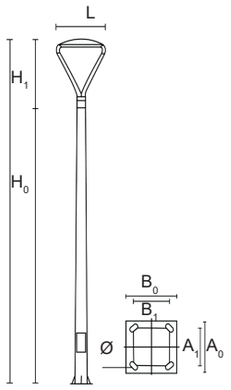

ORDERING CODE	H_0	H_1	L
40-GREENSTAR-16069	3000	750	550

BASE

A_0	A_1	B_0	B_1	Ø
250	180	250	180	20X40

Dimensions are in mm

ORDERING GUIDE

40-GREENSTAR-16069-50-830	50W
40-GREENSTAR-16069-50-840	50W
40-GREENSTAR-16069-50-865	50W

ORDERING EXAMPLE

40-GREENSTAR-16069-50-830/IP65

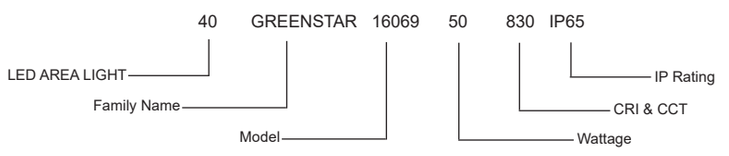

LED AREA LIGHT GREENSTAR-16069-50-830/IP65

40-GREENSTAR

LED AREA LIGHT

LITE-TECH
THE ULTIMATE SOLUTION FOR ILLUMINATION

EN 60598 | IP65 | IK08 | F | 220-240V 50 / 60 Hz | PF ≥ 0.9



Housing	Die-cast aluminum
Diffuser	Clear glass
Reflector	Anodized high pure aluminum
Light Source	Osram / Bridgelux
Benefits	- UV-proof powder coating finish - Thermostable silica gasket - High intensity and corrosion protected stainless steel fastener - High luminous efficiency - Energy efficient

DESCRIPTION

The GREENSTAR series combines the good looks with state-of-the-art performance and a design that meets the need of today's environment. It takes advantage to adapt on its surroundings to highlight the objective in conjunction with its maintenance-friendly features.

APPLICATION

Suitable for remote areas such as urban streets, parks, squares, gardens & villas.

SPECIFICATION

	40-GREENSTAR 16070 40W
LED Chip	Osram / Bridgelux
LED Driver	Built-in
Wattage	40W
Lumen@Source*	5200 lm
CCT**	3000K / 4000K / 6500K
CRI (Ra)	>80 and 3 SDCM
LED Life	50,000 hrs / L70
Working Ambient Temperature	55°C

*Luminous Flux tolerance ±5% / **CCT Tolerance ±5%

Data is subject to change without notice.

40-GREENSTAR

LED AREA LIGHT



SCHEMATIC

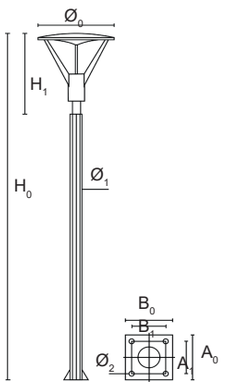

ORDERING CODE	H_0	H_1	$Ø_0$	$Ø_1$
40-GREENSTAR-16070	3920	920	800	114

BASE

A_0	A_1	B_0	B_1	$Ø_2$
250	180	250	180	20

Dimensions are in mm

ORDERING GUIDE

40-GREENSTAR-16070-40-830	40W
40-GREENSTAR-16070-40-840	40W
40-GREENSTAR-16070-40-865	40W

ORDERING EXAMPLE

40-GREENSTAR-16070-40-830/IP65

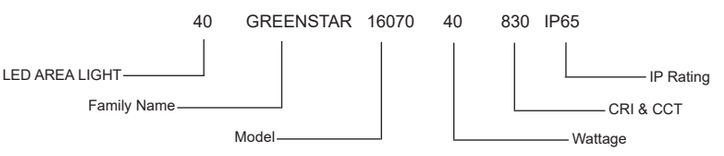

LED AREA LIGHT GREENSTAR-16070-40-830/IP65

40-GREENSTAR

LED AREA LIGHT

LITE-TECH
THE ULTIMATE SOLUTION FOR ILLUMINATION

EN 60598 | IP65 | IK08 | F | 220-240V 50 / 60 Hz | PF ≥ 0.9



Housing M.S. Tube RHS Hot dip Galvanised

Diffuser Clear PC

Benefits

- UV-proof powder coating finish
- High intensity and corrosion protected stainless steel fastener
- High luminous efficiency
- Energy efficient

DESCRIPTION

The GREENSTAR series combines the good looks with state-of-the-art performance and a design that meets the need of today's environment. It takes advantage to adapt on its surroundings to highlight the objective in conjunction with its maintenance-friendly features.

APPLICATION

Suitable for remote areas such as urban streets, parks, squares, gardens & villas.

SPECIFICATION

	40-GREENSTAR 17821 50W
LED Chip	Lumiled
LED Driver	Built-in
Wattage	50W
Lumen@Source*	6500 lm
CCT**	3000K / 4000K / 6500K
CRI (Ra)	>70 and 3 SDCM
LED Life	50,000 hrs / L70
Working Ambient Temperature	55°C

*Luminous Flux tolerance ±5% / **CCT Tolerance ±5%

Data is subject to change without notice.

40-GREENSTAR

LED AREA LIGHT



SCHEMATIC

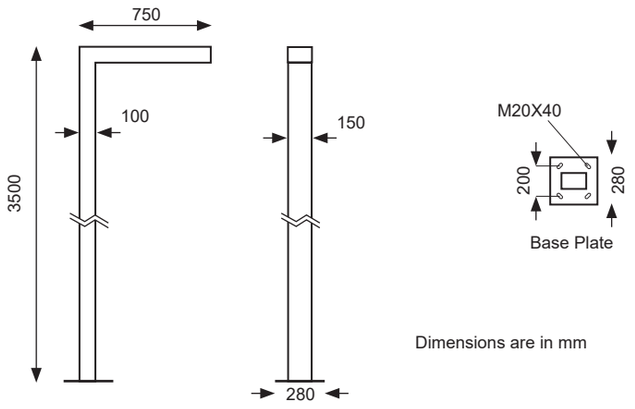

Dimensions are in mm

ORDERING GUIDE

40-GREENSTAR-17821-50-730	50W
40-GREENSTAR-17821-50-740	50W
40-GREENSTAR-17821-50-765	50W

ORDERING EXAMPLE

40-GREENSTAR-17821-50-730/IP65



LED AREA LIGHT GREENSTAR-17821-50-730/IP65

40-GREENSTAR

LED AREA LIGHT

LITE-TECH
THE ULTIMATE SOLUTION FOR ILLUMINATION

EN 60598 | IP65 | IK08 | 220-240V 50 / 60 Hz | PF ≥ 0.9



Housing	Die-cast aluminum
Diffuser	Clear PC / Glass
Light Source	Osram / Bridgelux
Benefits	- UV-proof powder coating finish - Thermostable silica gasket - High intensity and corrosion protected stainless steel fastener - High luminous efficiency - Energy efficient

DESCRIPTION

The GREENSTAR series combines the good looks with state-of-the-art performance and a design that meets the need of today's environment. It takes advantage to adapt on its surroundings to highlight the objective in conjunction with its maintenance-friendly features.

APPLICATION

Suitable for remote areas such as urban streets, parks, squares, gardens & villas.

SPECIFICATION

	40-GREENSTAR 17822 30W	40-GREENSTAR 17822 50W
LED Chip	Osram / Bridgelux	Osram / Bridgelux
LED Driver	Built-in	Built-in
Wattage	30W	50W
Lumen@Source*	3900 lm	6500 lm
CCT**	3000K / 4000K / 6500K	3000K / 4000K / 6500K
CRI (Ra)	>80 and 3 SDCM	>80 and 3 SDCM
LED Life	50,000 hrs / L70	50,000 hrs / L70
Working Ambient Temperature	55°C	55°C

*Luminous Flux tolerance ±5% / **CCT Tolerance ±5%

Data is subject to change without notice.

40-GREENSTAR

LED AREA LIGHT



SCHEMATIC

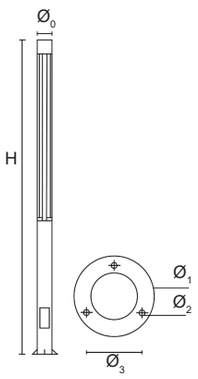

ORDERING CODE	H	Ø0	BASE Ø1	BASE Ø2	BASE Ø3
40-GREENSTAR-17822	3500	157	265	20	185

Dimensions are in mm

ORDERING GUIDE

40-GREENSTAR-17822-30-830	30W	40-GREENSTAR-17822-50-830	50W
40-GREENSTAR-17822-30-840	30W	40-GREENSTAR-17822-50-840	50W
40-GREENSTAR-17822-30-865	30W	40-GREENSTAR-17822-50-865	50W

ORDERING EXAMPLE

40-GREENSTAR-17822-30-830/IP65

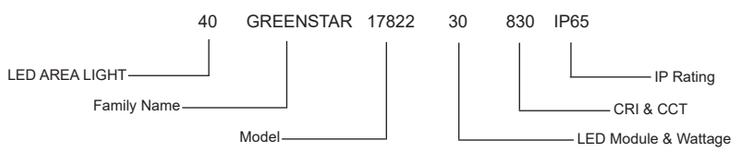

LED AREA LIGHT GREENSTAR-17822-30-830/IP65

40-GREENSTAR

LED AREA LIGHT

LITE-TECH
THE ULTIMATE SOLUTION FOR ILLUMINATION

EN 60598 | IP65 | IK08 | 220-240V 50 / 60 Hz | PF ≥ 0.9



Housing Die-cast aluminum

Diffuser Opal PC / PMMA

Light Source Osram / Bridgelux

Benefits

- UV-proof powder coating finish
- Thermostable silica gasket
- High intensity and corrosion protected stainless steel fastener
- High luminous efficiency
- Energy efficient

DESCRIPTION

The GREENSTAR series combines the good looks with state-of-the-art performance and a design that meets the need of today's environment. It takes advantage to adapt on its surroundings to highlight the objective in conjunction with its maintenance-friendly features.

APPLICATION

Suitable for remote areas such as urban streets, parks, squares, gardens & villas.

SPECIFICATION

	40-GREENSTAR 17823 30W	40-GREENSTAR 17823 50W
LED Chip	Osram / Bridgelux	Osram / Bridgelux
LED Driver	Built-in	Built-in
Wattage	30W	50W
Lumen@Source*	3900 lm	6500 lm
CCT**	3000K / 4000K / 6500K	3000K / 4000K / 6500K
CRI (Ra)	>80 and 3 SDCM	>80 and 3 SDCM
LED Life	50,000 hrs / L70	50,000 hrs / L70
Working Ambient Temperature	55°C	55°C

*Luminous Flux tolerance ±5% / **CCT Tolerance ±5%

Data is subject to change without notice.

40-GREENSTAR

LED AREA LIGHT



SCHEMATIC

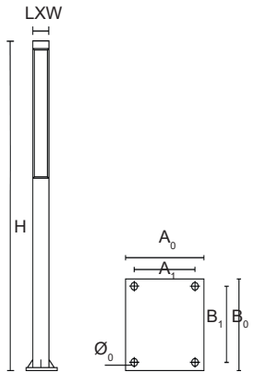

ORDERING CODE	H	L	W
40-GREENSTAR-17823	3500	150	150

BASE

A_0	A_1	B_0	B_1	Ø
250	200	250	200	20

Dimensions are in mm

ORDERING GUIDE

40-GREENSTAR-17823-30-830	30W	40-GREENSTAR-17823-50-830	50W
40-GREENSTAR-17823-30-840	30W	40-GREENSTAR-17823-50-840	50W
40-GREENSTAR-17823-30-865	30W	40-GREENSTAR-17823-50-865	50W

ORDERING EXAMPLE

40-GREENSTAR-17823-30-830/IP65

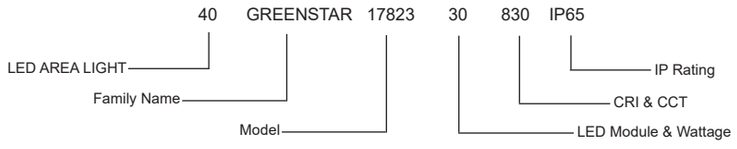

LED AREA LIGHT GREENSTAR-17823-30-830/IP65

40-GREENSTAR

LED AREA LIGHT

LITE-TECH
THE ULTIMATE SOLUTION FOR ILLUMINATION

EN 60598 | IP65 | IK08 | F | 220-240V 50 / 60 Hz | PF ≥ 0.9



Housing Die-cast aluminum

Diffuser Clear PMMA

Light Source Osram / Bridgelux

Benefits

- UV-proof powder coating finish
- Thermostable silica gasket
- High intensity and corrosion protected stainless steel fastener
- High luminous efficiency
- Energy efficient

DESCRIPTION

The GREENSTAR series combines the good looks with state-of-the-art performance and a design that meets the need of today's environment. It takes advantage to adapt on its surroundings to highlight the objective in conjunction with its maintenance-friendly features.

APPLICATION

Suitable for remote areas such as urban streets, parks, squares, gardens & villas.

SPECIFICATION

	40-GREENSTAR 17825 30W
LED Chip	Osram / Bridgelux
LED Driver	Built-in
Wattage	30W
Lumen@Source*	3900 lm
CCT**	3000K / 4000K / 6500K
CRI (Ra)	>80 and 3 SDCM
LED Life	50,000 hrs / L70
Working Ambient Temperature	55°C

*Luminous Flux tolerance ±5% / **CCT Tolerance ±5%

Data is subject to change without notice.

40-GREENSTAR

LED AREA LIGHT



SCHEMATIC

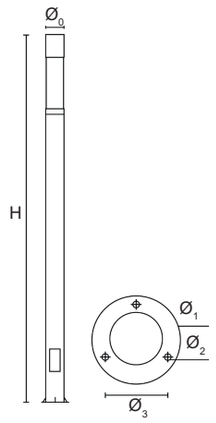

ORDERING CODE	H	Ø0
40-GREENSTAR-17825	3500	157

Dimensions are in mm

BASE

Ø1	Ø2	Ø3
265	20	185

ORDERING GUIDE

40-GREENSTAR-17825-30-830	30W
40-GREENSTAR-17825-30-840	30W
40-GREENSTAR-17825-30-865	30W

ORDERING EXAMPLE

40-GREENSTAR-17825-30-830/IP65

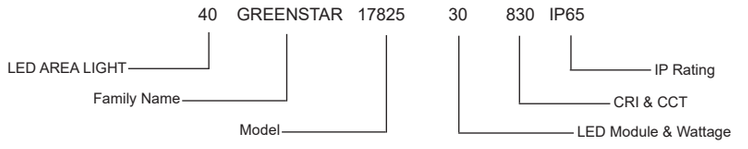

LED AREA LIGHT GREENSTAR-17825-30-830/IP65

40-GREENSTAR

LED AREA LIGHT

LITE-TECH
THE ULTIMATE SOLUTION FOR ILLUMINATION

EN 60598 | IP65 | IK08 | F | 220-240V 50 / 60 Hz | PF ≥ 0.9



Housing	Die-cast aluminum
Diffuser	Clear glass
Light Source	Osram
Finish Color	Black / Grey / White / Customize
Benefits	- UV-proof powder coating finish - High intensity and corrosion protected stainless steel fastener - High luminous efficiency - Energy efficient

DESCRIPTION

The GREENSTAR series combines the good looks with state-of-the-art performance and a design that meets the need of today's environment. It takes advantage to adapt on its surroundings to highlight the objective in conjunction with its maintenance-friendly features.

APPLICATION

Suitable for remote areas such as urban streets, parks, squares, gardens & villas.

SPECIFICATION

	40-GREENSTAR 17814 50W
LED Chip	Osram
LED Driver	Built-in
Wattage	50W
Lumen@Source*	6500 lm
CCT**	3000K / 4000K / 6500K
CRI (Ra)	>80 and 3 SDCM
LED Life	50,000 hrs / L70
Working Ambient Temperature	55°C

*Luminous Flux tolerance ±5% / **CCT Tolerance ±5%

Data is subject to change without notice.

40-GREENSTAR

LED AREA LIGHT



SCHEMATIC

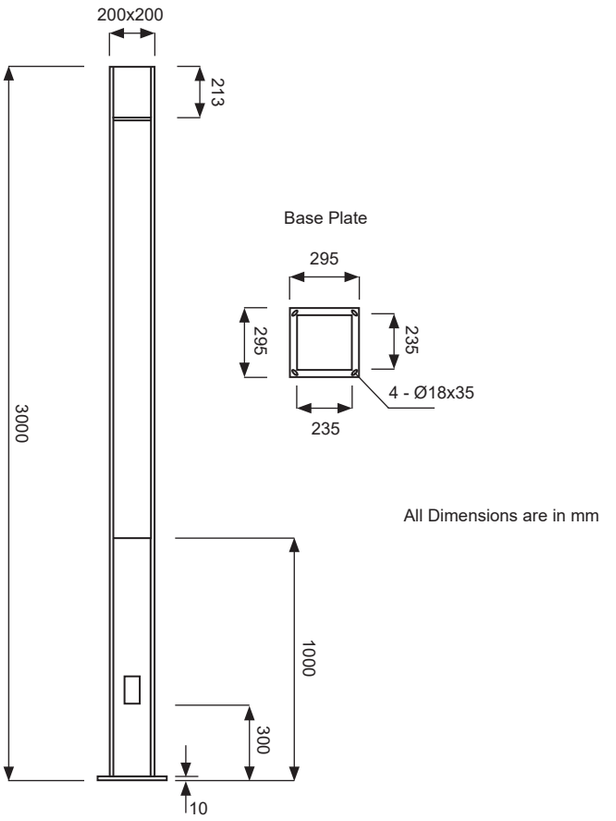

ORDERING GUIDE

40-GREENSTAR-17814-50-830	50W
40-GREENSTAR-17814-50-840	50W
40-GREENSTAR-17814-50-865	50W

ORDERING EXAMPLE

40-GREENSTAR-17814-50-830/IP65



LED AREA LIGHT GREENSTAR-17814-50-830/IP65




LED BOLLARD

41-BURJSTAR

LED BOLLARD

LITE-TECH
THE ULTIMATE SOLUTION FOR ILLUMINATION

EN 60598 | IP65 | IK09 | F | 90-260V 50 / 60 Hz | PF ≥ 0.9



Housing	Die-cast aluminum
Diffuser	Clear glass
Light Source	Osram / Bridgelux
Benefits	- Easy to install - Energy efficient - Uniform illumination with high visual comfort - High luminous efficiency

DESCRIPTION

BURJSTAR is a modern, functional, robust, low maintenance bollard luminaire to illuminate walkways and pathways as well as to separate things or to direct pedestrian or vehicle traffic.

APPLICATION

Commonly used in landscape, walkways, gardens, parking areas, open areas.

SPECIFICATION

	41-BURJSTAR 1479 5W
LED Chip	Osram / Bridgelux
LED Driver	Built-in
Wattage	5W
Lumen@Source*	650 lm
CCT**	3000K / 6000K
CRI (Ra)	>80 and 3 SDCM
LED Life	50,000 hrs / L70
Working Ambient Temperature	55°C

*Luminous Flux tolerance ±5% / **CCT Tolerance ±5%

Data is subject to change without notice.

41-BURJSTAR

LED BOLLARD



SCHEMATIC

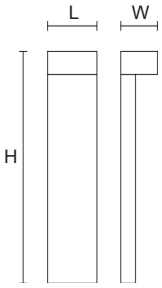

ORDERING CODE	L	W	H
41-BURJSTAR-1479	105	80	600

Dimensions are in mm

ORDERING GUIDE

41-BURJSTAR-1479-5-830	5W
41-BURJSTAR-1479-5-860	5W

ORDERING EXAMPLE

41-BURJSTAR-1479-5-830/IP65

41	BURJSTAR	1479	5	830	IP65
LED BOLLARD	Family Name	Model	LED Module & Wattage	CRI & CCT	IP Rating

LED BOLLARD BURJSTAR-1479-5-830/IP65

41-BURJSTAR

LED BOLLARD

LITE-TECH
THE ULTIMATE SOLUTION FOR ILLUMINATION

EN 60598 | IP65 | IK09 | F | 90-260V 50 / 60 Hz | PF ≥ 0.9



Housing	Die-cast aluminum
Diffuser	Clear glass
Light Source	Osram / Bridgelux
Benefits	- Easy to install - Energy efficient - Uniform illumination with high visual comfort - High luminous efficiency

DESCRIPTION

BURJSTAR is a modern, functional, robust, low maintenance bollard luminaire to illuminate walkways and pathways as well as to separate things or to direct pedestrian or vehicle traffic.

APPLICATION

Commonly used in landscape, walkways, gardens, parking areas, open areas.

SPECIFICATION

	41-BURJSTAR 1626 10W
LED Chip	Osram / Bridgelux
LED Driver	Built-in
Wattage	10W
Lumen@Source*	1300 lm
CCT**	3000K / 6000K
CRI (Ra)	>80 and 3 SDCM
LED Life	50,000 hrs / L70
Working Ambient Temperature	55°C

*Luminous Flux tolerance ±5% / **CCT Tolerance ±5%

Data is subject to change without notice.

41-BURJSTAR

LED BOLLARD



SCHEMATIC

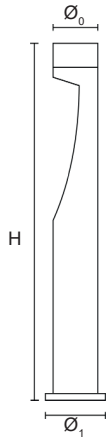

ORDERING CODE	Ø0	H	Ø1
41-BURJSTAR-1626	140	1000	192

Dimensions are in mm

ORDERING GUIDE

41-BURJSTAR-1626-10-830	10W
41-BURJSTAR-1626-10-860	10W

ORDERING EXAMPLE

41-BURJSTAR-1626-10-830/IP65



LED BOLLARD BURJSTAR-1626-10-830/IP65

41-BURJSTAR

LED BOLLARD

LITE-TECH
THE ULTIMATE SOLUTION FOR ILLUMINATION

EN 60598 | IP65 | IK09 | F | 90-260V 50 / 60 Hz | PF ≥ 0.9



Housing	Die-cast aluminum
Diffuser	Clear glass
Light Source	Osram / Bridgelux
Benefits	- Easy to install - Energy efficient - Uniform illumination with high visual comfort - High luminous efficiency

DESCRIPTION

BURJSTAR is a modern, functional, robust, low maintenance bollard luminaire to illuminate walkways and pathways as well as to separate things or to direct pedestrian or vehicle traffic.

APPLICATION

Commonly used in landscape, walkways, gardens, parking areas, open areas.

SPECIFICATION

	41-BURJSTAR 1633 10W
LED Chip	Osram / Bridgelux
LED Driver	Built-in
Wattage	10W
Lumen@Source*	1300 lm
CCT**	3000K / 6000K
CRI (Ra)	>80 and 3 SDCM
LED Life	50,000 hrs / L70
Working Ambient Temperature	55°C

*Luminous Flux tolerance ±5% / **CCT Tolerance ±5%

Data is subject to change without notice.

41-BURJSTAR

LED BOLLARD



SCHEMATIC

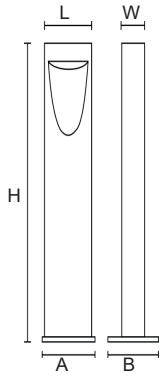

ORDERING CODE	L	W	H	BASE A	BASE B
41-BURJSTAR-1633	190	90	800	210	210

Dimensions are in mm

ORDERING GUIDE

41-BURJSTAR-1633-10-830	10W
41-BURJSTAR-1633-10-860	10W

ORDERING EXAMPLE

41-BURJSTAR-1633-10-830/IP65



LED BOLLARD BURJSTAR-1633-10-830/IP65

41-BURJSTAR

LED BOLLARD

LITE-TECH
THE ULTIMATE SOLUTION FOR ILLUMINATION

EN 60598 | IP65 | IK09 | F | 90-260V 50 / 60 Hz | PF ≥ 0.9



Housing	Die-cast aluminum
Diffuser	PMMA
Light Source	Osram
Benefits	- Easy to install - Energy efficient - Uniform illumination with high visual comfort - High luminous efficiency

DESCRIPTION

BURJSTAR is a modern, functional, robust, low maintenance bollard luminaire to illuminate walkways and pathways as well as to separate things or to direct pedestrian or vehicle traffic.

APPLICATION

Commonly used in landscape, walkways, gardens, parking areas, open areas.

SPECIFICATION

	41-BURJSTAR 2039 12W
LED Chip	Osram
LED Driver	Built-in
Wattage	12W
Lumen@Source*	1560 lm
CCT**	3000K / 6000K
CRI (Ra)	>80 and 3 SDCM
LED Life	50,000 hrs / L70
Working Ambient Temperature	55°C

*Luminous Flux tolerance ±5% / **CCT Tolerance ±5%

Data is subject to change without notice.

41-BURJSTAR

LED BOLLARD



SCHEMATIC

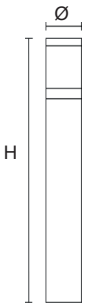

ORDERING CODE	Ø	H
41-BURJSTAR-2039	157	933

Dimensions are in mm

ORDERING GUIDE

41-BURJSTAR-2039-12-830	12W
41-BURJSTAR-2039-12-860	12W

ORDERING EXAMPLE

41-BURJSTAR-2039-12-830/IP65

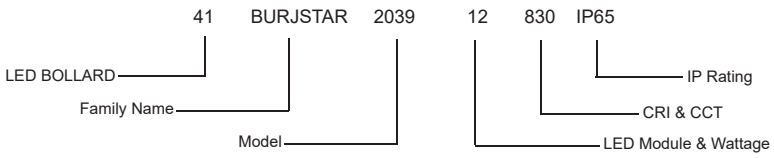

LED BOLLARD BURJSTAR-2039-12-830/IP65

41-BURJSTAR

LED BOLLARD

LITE-TECH
THE ULTIMATE SOLUTION FOR ILLUMINATION

EN 60598 | IP65 | IK09 | F | 90-260V 50 / 60 Hz | PF ≥ 0.9



Housing	Die-cast aluminum
Diffuser	Clear / Frosted PC
Light Source	Osram / Bridgelux
Benefits	- Easy to install - Energy efficient - Uniform illumination with high visual comfort - High luminous efficiency

DESCRIPTION

BURJSTAR is a modern, functional, robust, low maintenance bollard luminaire to illuminate walkways and pathways as well as to separate things or to direct pedestrian or vehicle traffic.

APPLICATION

Commonly used in landscape, walkways, gardens, parking areas, open areas.

SPECIFICATION

	41-BURJSTAR 2084 9W
LED Chip	Osram / Bridgelux
LED Driver	Built-in
Wattage	9W
Lumen@Source*	1170 lm
CCT**	3000K / 6000K
CRI (Ra)	>80 and 3 SDCM
LED Life	50,000 hrs / L70
Working Ambient Temperature	55°C

*Luminous Flux tolerance ±5% / **CCT Tolerance ±5%

Data is subject to change without notice.

41-BURJSTAR

LED BOLLARD



SCHEMATIC

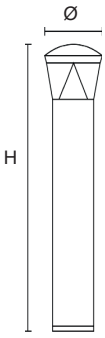

ORDERING CODE	Ø	H
41-BURJSTAR-2084	200	800

Dimensions are in mm

ORDERING GUIDE

41-BURJSTAR-2084-9-830	9W
41-BURJSTAR-2084-9-860	9W

ORDERING EXAMPLE

41-BURJSTAR-2084-9-830/IP65

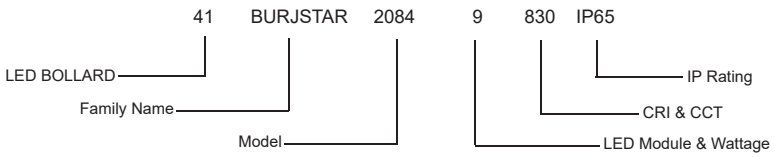

LED BOLLARD BURJSTAR-2084-9-830/IP65

41-BURJSTAR

LED BOLLARD

LITE-TECH
THE ULTIMATE SOLUTION FOR ILLUMINATION

EN 60598 | IP65 | IK09 | F | 220-240V 50 / 60 Hz | PF ≥ 0.9



Housing Die-cast aluminum powder coated in Matt Black color

Diffuser PMMA diffuser

Light Source Lite-Tech LED module powered by Lumiled

Benefits
- Easy to install
- Energy efficient
- Uniform illumination with high visual comfort
- High luminous efficiency







DESCRIPTION

BURJSTAR is a modern, functional, robust, low maintenance bollard luminaire to illuminate walkways and pathways as well as to separate things or to direct pedestrian or vehicle traffic.

APPLICATION

Commonly used in landscape, walkways, gardens, parking areas, open areas.

SPECIFICATION

	41-BURJSTAR 9148 20W
LED Chip	Lumiled
LED Driver	Philips
Wattage	20W
Lumen@Source*	2600 lm
CCT**	3000K / 4000K / 6500K
CRI (Ra)	>80 and 3 SDCM
LED Life	50,000 hrs / L70
Working Ambient Temperature	55°C

*Luminous Flux tolerance ±5% / **CCT Tolerance ±5%

Data is subject to change without notice.

41-BURJSTAR

LED BOLLARD



POLAR DIAGRAM

9148-20W

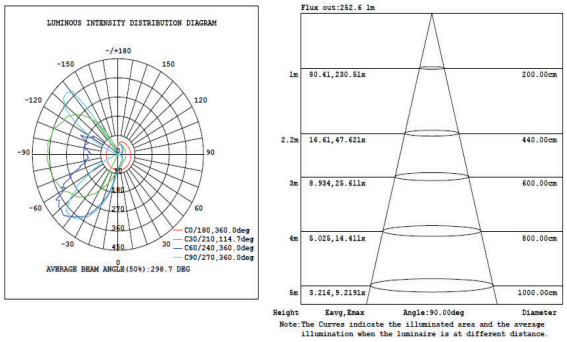

SCHEMATIC

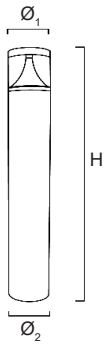

ORDERING CODE	Ø1	Ø2	H
41-BURJSTAR-9148	145	150	950

Dimensions are in mm

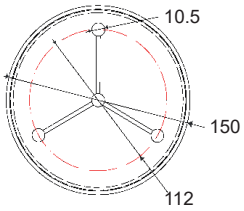



ORDERING GUIDE

41-BURJSTAR-9148-LTP20-830	20W
41-BURJSTAR-9148-LTP20-840	20W
41-BURJSTAR-9148-LTP20-865	20W

ORDERING EXAMPLE

41-BURJSTAR-9148-LTP20-830/IP65

41 — LED BOLLARD
BURJSTAR — Family Name
9148 — Model
LTP20 — LED Module & Wattage
830 — CRI & CCT
IP65 — IP Rating

LED BOLLARD BURJSTAR-9148-LTP20-830/IP65




LED BULKHEAD

42-BULKSTAR

LED BULKHEAD

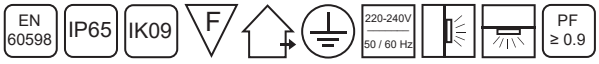



Housing	Aluminum
Diffuser	Opal polycarbonate
Light Source	Lite-Tech LED module powered by Lumiled
Benefits	- Easy to install - Energy efficient - Uniform illumination with high visual comfort - High luminous efficiency







DESCRIPTION

A series of high quality LED fixtures that comes in different shapes and sizes, wall mounted bulkhead is a combination of aesthetic design and optimum illumination performance ideal for numerous indoor and outdoor applications.

APPLICATION

Suitable in areas such as entrances, corridors, balconies, perimeters, staircases, security areas.

SPECIFICATION

	42-BULKSTAR 2021 20W
LED Chip	Lumiled
LED Driver	Philips
Wattage	20W
Lumen@Source*	2600 lm
CCT**	3000K / 4000K / 6500K
CRI (Ra)	>80 and 3 SDCM
LED Life	50,000 hrs / L70
Working Ambient Temperature	55°C

*Luminous Flux tolerance ±5% / **CCT Tolerance ±5%

Data is subject to change without notice.

42-BULKSTAR

LED BULKHEAD



POLAR DIAGRAM

2021-20W

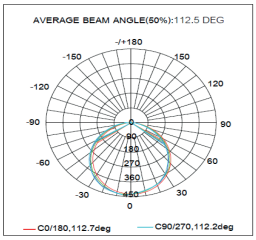

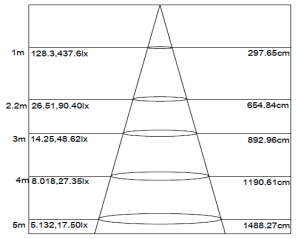

ADDITIONAL OPTIONS

DALI Digital Dimming

Black

Silver grey

White

SCHEMATIC

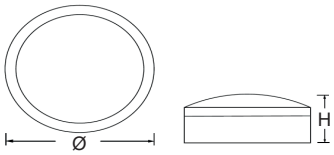

ORDERING CODE	Ø	H
42-BULKSTAR-2021	300	90

Dimensions are in mm

ORDERING GUIDE

42-BULKSTAR-2021-LTP20-830	20W
42-BULKSTAR-2021-LTP20-840	20W
42-BULKSTAR-2021-LTP20-865	20W

ORDERING EXAMPLE

42-BULKSTAR-2021-LTP20-830/IP65

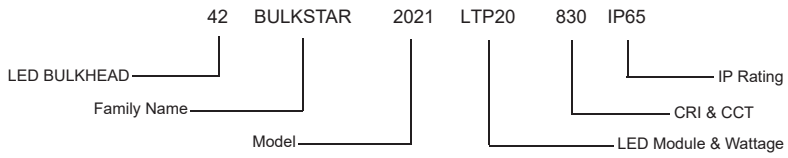

LED BULKHEAD BULKSTAR-2021-LTP20-830/IP65

42-BULKSTAR

LED BULKHEAD

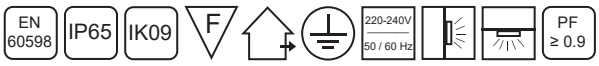



2091



2093

Housing	Die-cast aluminum
Diffuser	Opal polycarbonate
Light Source	Lite-Tech LED module powered by Lumiled
Benefits	- Easy to install - Energy efficient - Uniform illumination with high visual comfort - High luminous efficiency



DESCRIPTION

A series of high quality LED fixtures that comes in different shapes and sizes, wall mounted bulkhead is a combination of aesthetic design and optimum illumination performance ideal for numerous indoor and outdoor applications.

APPLICATION

Suitable in areas such as entrances, corridors, balconies, perimeters, staircases, security areas.

SPECIFICATION

	42-BULKSTAR 2091 15W	42-BULKSTAR 2093 15W
LED Chip	Lumiled	Lumiled
LED Driver	Philips	Philips
Wattage	15W	15W
Lumen@Source*	1950 lm	1950 lm
CCT**	3000K / 4000K / 6500K	3000K / 4000K / 6500K
CRI (Ra)	>80 and 3 SDCM	>80 and 3 SDCM
LED Life	50,000 hrs / L70	50,000 hrs / L70
Working Ambient Temperature	55°C	55°C

*Luminous Flux tolerance ±5% / **CCT Tolerance ±5%

Data is subject to change without notice.

42-BULKSTAR

LED BULKHEAD



POLAR DIAGRAM

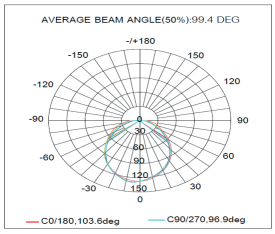

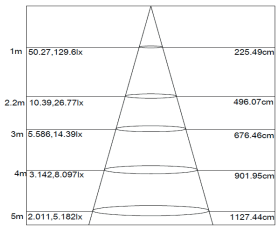

ADDITIONAL OPTIONS

- Silver grey
- White
- Black

SCHEMATIC

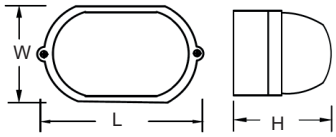

ORDERING CODE	L	W	H
42-BULKSTAR-2091	280	180	95
42-BULKSTAR-2093	280	180	95

Dimensions are in mm

ORDERING GUIDE

42-BULKSTAR-2091-LTP15-830	15W	42-BULKSTAR-2093-LTP15-830	15W
42-BULKSTAR-2091-LTP15-840	15W	42-BULKSTAR-2093-LTP15-840	15W
42-BULKSTAR-2091-LTP15-865	15W	42-BULKSTAR-2093-LTP15-865	15W

ORDERING EXAMPLE

42-BULKSTAR-2091-LTP15-830/IP65

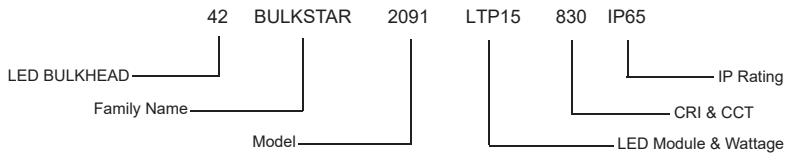

LED BULKHEAD BULKSTAR-2091-LTP15-830/IP65

42-BULKSTAR

LED BULKHEAD

LITE-TECH
THE ULTIMATE SOLUTION FOR ILLUMINATION

EN 60598 | IP65 | IK09 | F | 220-240V 50 / 60 Hz | PF ≥ 0.9



2104



2105

Housing	Die-cast aluminum
Diffuser	Opal polycarbonate
Light Source	Lite-Tech LED module powered by Lumiled
Benefits	- Easy to install - Energy efficient - Uniform illumination with high visual comfort - High luminous efficiency







DESCRIPTION

A series of high quality LED fixtures that comes in different shapes and sizes, wall mounted bulkhead is a combination of aesthetic design and optimum illumination performance ideal for numerous indoor and outdoor applications.

APPLICATION

Suitable in areas such as entrances, corridors, balconies, perimeters, staircases, security areas.

SPECIFICATION

	42-BULKSTAR 2104 15W	42-BULKSTAR 2105 15W
LED Chip	Lumiled	Lumiled
LED Driver	Philips	Philips
Wattage	15W	15W
Lumen@Source*	1950 lm	1950 lm
CCT**	3000K / 4000K / 6500K	3000K / 4000K / 6500K
CRI (Ra)	>80 and 3 SDCM	>80 and 3 SDCM
LED Life	50,000 hrs / L70	50,000 hrs / L70
Working Ambient Temperature	55°C	55°C

*Luminous Flux tolerance ±5% / **CCT Tolerance ±5%

Data is subject to change without notice.

42-BULKSTAR

LED BULKHEAD



POLAR DIAGRAM

2104

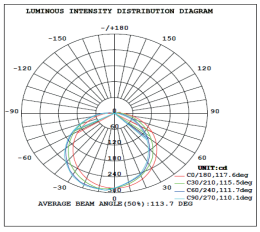

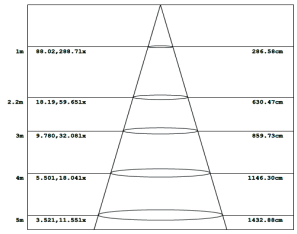

2105

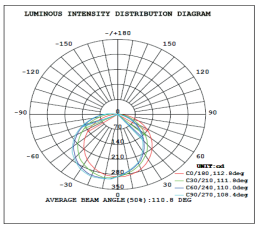

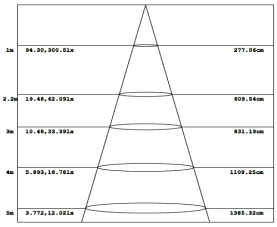

ADDITIONAL OPTIONS

- Black
- Silver grey
- White

SCHEMATIC

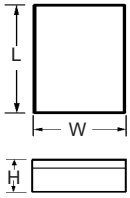

ORDERING CODE	L	W	H
42-BULKSTAR-2104	277	180	85

Dimensions are in mm

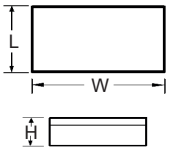

ORDERING CODE	L	W	H
42-BULKSTAR-2105	180	277	85

Dimensions are in mm

ORDERING GUIDE

42-BULKSTAR-2104-LTP15-830	15W	42-BULKSTAR-2105-LTP15-830	15W
42-BULKSTAR-2104-LTP15-840	15W	42-BULKSTAR-2105-LTP15-840	15W
42-BULKSTAR-2104-LTP15-865	15W	42-BULKSTAR-2105-LTP15-865	15W

ORDERING EXAMPLE

42-BULKSTAR-2104-LTP15-830/IP65

42	BULKSTAR	2104	LTP15	830	IP65
LED BULKHEAD	Family Name	Model	LED Module & Wattage	CRI & CCT	IP Rating

LED BULKHEAD BULKSTAR-2104-LTP15-830/IP65

42-BULKSTAR

LED BULKHEAD

LITE-TECH
THE ULTIMATE SOLUTION FOR ILLUMINATION

EN 60598 | IP65 | IK09 | F | 220-240V 50 / 60 Hz | PF ≥ 0.9



3120A



3120C



3120D

Housing	Die-cast aluminum
Diffuser	Opal polycarbonate
Light Source	Lite-Tech LED module powered by Lumiled
Benefits	- Easy to install - Energy efficient - Uniform illumination with high visual comfort - High luminous efficiency



DESCRIPTION

A series of high quality LED fixtures that comes in different shapes and sizes, wall mounted bulkhead is a combination of aesthetic design and optimum illumination performance ideal for numerous indoor and outdoor applications.

APPLICATION

Suitable in areas such as entrances, corridors, balconies, perimeters, staircases, security areas.

SPECIFICATION

	42-BULKSTAR 3120A 20W	42-BULKSTAR 3120C 25W	42-BULKSTAR 3120D 25W
LED Chip	Lumiled	Lumiled	Lumiled
LED Driver	Philips	Philips	Philips
Wattage	20W	25W	25W
Lumen@Source*	2600 lm	3250 lm	3250 lm
CCT**	3000K / 4000K / 6500K	3000K / 4000K / 6500K	3000K / 4000K / 6500K
CRI (Ra)	>80 and 3 SDCM	>80 and 3 SDCM	>80 and 3 SDCM
LED Life	50,000 hrs / L70	50,000 hrs / L70	50,000 hrs / L70
Working Ambient Temperature	55°C	55°C	55°C

*Luminous Flux tolerance ±5% / **CCT Tolerance ±5%

Data is subject to change without notice.

42-BULKSTAR

LED BULKHEAD

POLAR DIAGRAM

3120A

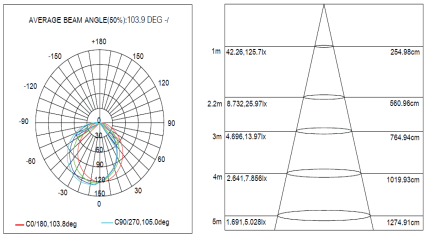

3120C

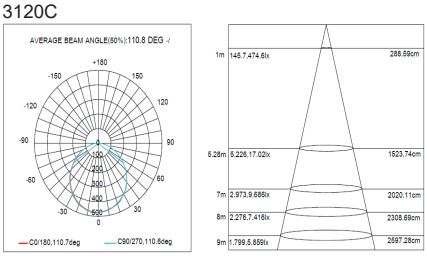

3120D

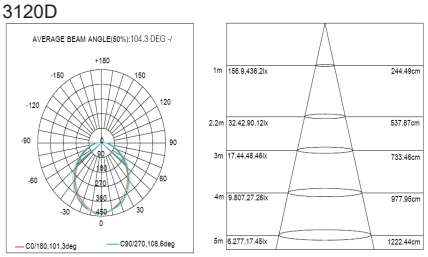

ADDITIONAL OPTIONS

EL3 Emergency Kit - 3 hrs

DALI Digital Dimming

Black

Silver grey

White

SCHEMATIC

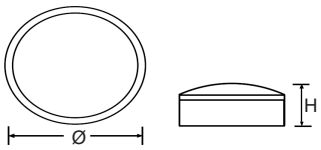

ORDERING CODE	Ø	H
42-BULKSTAR-3120A	351	142
42-BULKSTAR-3120C	351	128
42-BULKSTAR-3120D	351	142

Dimensions are in mm

ORDERING GUIDE

42-BULKSTAR-3120A-LTP20-830	20W	42-BULKSTAR-3120C-LTP25-830	25W	42-BULKSTAR-3120D-LTP25-830	25W
42-BULKSTAR-3120A-LTP20-840	20W	42-BULKSTAR-3120C-LTP25-840	25W	42-BULKSTAR-3120D-LTP25-840	25W
42-BULKSTAR-3120A-LTP20-865	20W	42-BULKSTAR-3120C-LTP25-865	25W	42-BULKSTAR-3120D-LTP25-865	25W

ORDERING EXAMPLE

42-BULKSTAR-3120A-LTP20-830/IP65

42 BULKSTAR 3120A LTP20 830 IP65

- 42 — LED BULKHEAD
- BULKSTAR — Family Name
- 3120A — Model
- LTP20 — LED Module & Wattage
- 830 — CRI & CCT
- IP65 — IP Rating

LED BULKHEAD BULKSTAR-3120A-LTP20-830/IP65

42-BULKSTAR

LED BULKHEAD

LITE-TECH
THE ULTIMATE SOLUTION FOR ILLUMINATION

EN 60598 | IP65 | IK09 | F | 220-240V 50 / 60 Hz | PF ≥ 0.9



3124B



3125B

Housing	Die-cast aluminum
Diffuser	Opal polycarbonate
Light Source	Lite-Tech LED module powered by Lumiled
Benefits	- Easy to install - Energy efficient - Uniform illumination with high visual comfort - High luminous efficiency



DESCRIPTION

A series of high quality LED fixtures that comes in different shapes and sizes, wall mounted bulkhead is a combination of aesthetic design and optimum illumination performance ideal for numerous indoor and outdoor applications.

APPLICATION

Suitable in areas such as entrances, corridors, balconies, perimeters, staircases, security areas.

SPECIFICATION

	42-BULKSTAR 3124B 20W	42-BULKSTAR 3125B 15W
LED Chip	Lumiled	Lumiled
LED Driver	Philips	Philips
Wattage	20W	15W
Lumen@Source*	2600 lm	1950 lm
CCT**	3000K / 4000K / 6500K	3000K / 4000K / 6500K
CRI (Ra)	>80 and 3 SDCM	>80 and 3 SDCM
LED Life	50,000 hrs / L70	50,000 hrs / L70
Working Ambient Temperature	55°C	55°C

*Luminous Flux tolerance ±5% / **CCT Tolerance ±5%

Data is subject to change without notice.

42-BULKSTAR

LED BULKHEAD



POLAR DIAGRAM

3124B

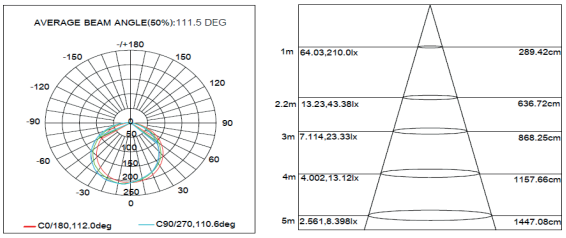

3125B

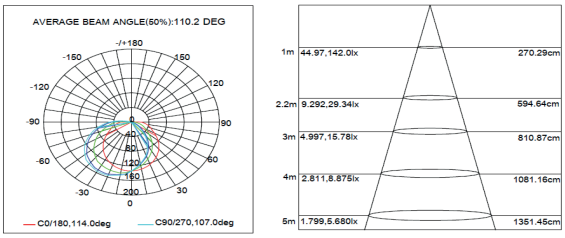

ADDITIONAL OPTIONS

EL3	Emergency Kit - 3 hrs for 3124B
DALI	Digital Dimming for 3124B

Black
Silver grey
White

SCHEMATIC

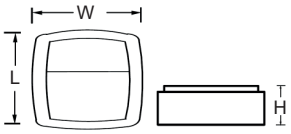

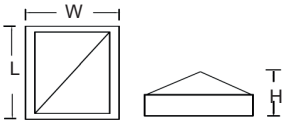

ORDERING CODE	L	W	H
42-BULKSTAR-3124B	363	363	120

Dimensions are in mm

ORDERING CODE	L	W	H
42-BULKSTAR-3125B	272	272	140

Dimensions are in mm

ORDERING GUIDE

42-BULKSTAR-3124B-LTP20-830	20W	42-BULKSTAR-3125B-LTP15-830	15W
42-BULKSTAR-3124B-LTP20-840	20W	42-BULKSTAR-3125B-LTP15-840	15W
42-BULKSTAR-3124B-LTP20-865	20W	42-BULKSTAR-3125B-LTP15-865	15W

ORDERING EXAMPLE

42-BULKSTAR-3124B-LTP20-830/IP65

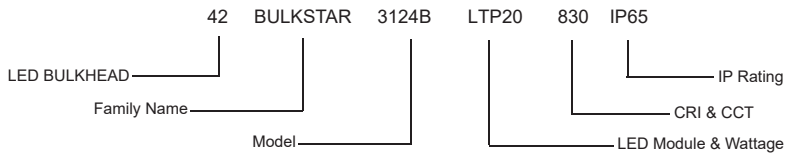

LED BULKHEAD BULKSTAR-3124B-LTP20-830/IP65

42-BULKSTAR

LED BULKHEAD

LITE-TECH
THE ULTIMATE SOLUTION FOR ILLUMINATION

EN 60598 | IP65 | IK09 | F | 220-240V 50 / 60 Hz | PF ≥ 0.9



3127A



3127B



3127C

Housing	Die-cast aluminum
Diffuser	Opal polycarbonate
Light Source	Lite-Tech LED module powered by Lumiled
Benefits	- Easy to install - Energy efficient - Uniform illumination with high visual comfort - High luminous efficiency



DESCRIPTION

A series of high quality LED fixtures that comes in different shapes and sizes, wall mounted bulkhead is a combination of aesthetic design and optimum illumination performance ideal for numerous indoor and outdoor applications.

APPLICATION

Suitable in areas such as entrances, corridors, balconies, perimeters, staircases, security areas.

SPECIFICATION

	42-BULKSTAR 3127A 15W	42-BULKSTAR 3127B 15W	42-BULKSTAR 3127C 15W
LED Chip	Lumiled	Lumiled	Lumiled
LED Driver	Philips	Philips	Philips
Wattage	15W	15W	15W
Lumen@Source*	1950 lm	1950 lm	1950 lm
CCT**	3000K / 4000K / 6500K	3000K / 4000K / 6500K	3000K / 4000K / 6500K
CRI (Ra)	>80 and 3 SDCM	>80 and 3 SDCM	>80 and 3 SDCM
LED Life	50,000 hrs / L70	50,000 hrs / L70	50,000 hrs / L70
Working Ambient Temperature	55°C	55°C	55°C

*Luminous Flux tolerance ±5% / **CCT Tolerance ±5%

Data is subject to change without notice.

42-BULKSTAR

LED BULKHEAD

POLAR DIAGRAM

3127A

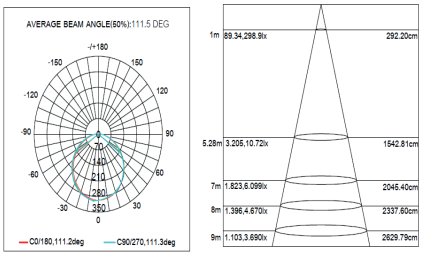

3127B

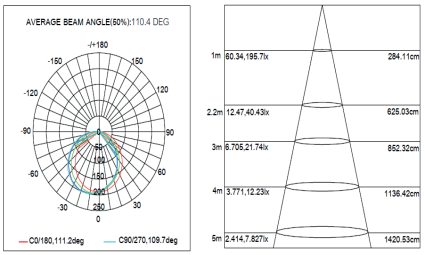

3127C

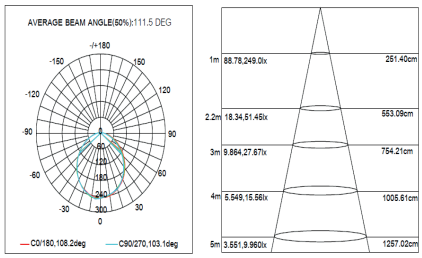

ADDITIONAL OPTIONS

Black Silver grey White

SCHEMATIC

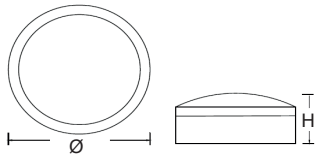

ORDERING CODE	Ø	H
42-BULKSTAR-3127A	276	80
42-BULKSTAR-3127B	276	85
42-BULKSTAR-3127C	276	90

Dimensions are in mm

ORDERING GUIDE

42-BULKSTAR-3127A-LTP15-830	15W	42-BULKSTAR-3127B-LTP15-830	15W	42-BULKSTAR-3127C-LTP15-830	15W
42-BULKSTAR-3127A-LTP15-840	15W	42-BULKSTAR-3127B-LTP15-840	15W	42-BULKSTAR-3127C-LTP15-840	15W
42-BULKSTAR-3127A-LTP15-865	15W	42-BULKSTAR-3127B-LTP15-865	15W	42-BULKSTAR-3127C-LTP15-865	15W

ORDERING EXAMPLE

42-BULKSTAR-3127A-LTP15-830/IP65

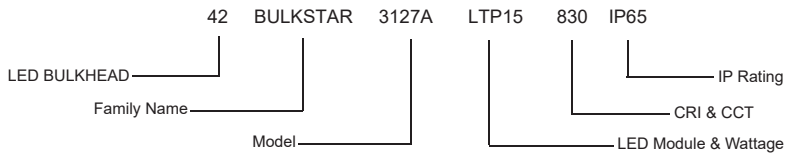

LED BULKHEAD BULKSTAR-3127A-LTP15-830/IP65

42-BULKSTAR

LED BULKHEAD

LITE-TECH
THE ULTIMATE SOLUTION FOR ILLUMINATION

EN 60598 | IP65 | IK09 | F | 220-240V 50 / 60 Hz | PF ≥ 0.9



Housing High resistance thermoplastic

Diffuser Opal polycarbonate

Light Source Lite-Tech LED module powered by Lumiled

Benefits

- Easy to install
- Energy efficient
- Uniform illumination with high visual comfort
- High luminous efficiency





DESCRIPTION

A series of high quality LED fixtures that comes in different shapes and sizes, wall mounted bulkhead is a combination of aesthetic design and optimum illumination performance ideal for numerous indoor and outdoor applications.

APPLICATION

Suitable in areas such as entrances, corridors, balconies, perimeters, staircases, security areas.

SPECIFICATION

	42-BULKSTAR BH20 19W
LED Chip	Lumiled
LED Driver	Philips
Wattage	19W
Delivered Lumen*	2660 lm
CCT**	3000K / 4000K / 6500K
CRI (Ra)	>80 and 3 SDCM
LED Life	50,000 hrs / L70
Working Ambient Temperature	55°C

*Luminous Flux tolerance ±5% / **CCT Tolerance ±5%

Data is subject to change without notice.

42-BULKSTAR

LED BULKHEAD



POLAR DIAGRAM

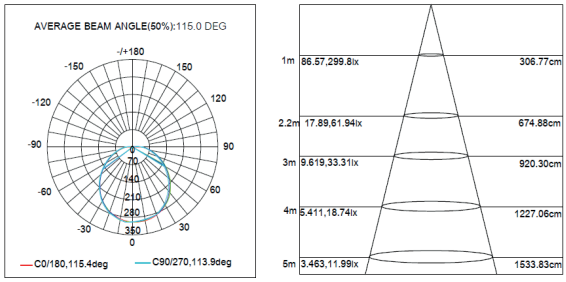

SCHEMATIC

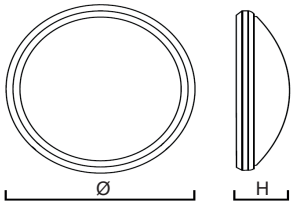

ORDERING CODE	Ø	H
42-BULKSTAR-BH20	350	140

Dimensions are in mm

ORDERING GUIDE

42-BULKSTAR-BH20-LTP19-830	19W
42-BULKSTAR-BH20-LTP19-840	19W
42-BULKSTAR-BH20-LTP19-865	19W

ORDERING EXAMPLE

42-BULKSTAR-BH20-LTP19-830/IP65

42 BULKSTAR BH20 LTP19 830 IP65

- 42 — LED BULKHEAD
- BULKSTAR — Family Name
- BH20 — Model
- LTP19 — LED Module & Wattage
- 830 — CRI & CCT
- IP65 — IP Rating

LED BULKHEAD BULKSTAR-BH20-LTP19-830/IP65




LED FLOOD LIGHT

43-FLOODSTAR

LED FLOODLIGHT



Housing	Die-cast aluminum powder coated in grey RAL9006
Diffuser	Tempered Glass
Installation	Ground / Wall / Pole Mounted (adjustable angle)
Light Source	Lumiled
Features	- 50% less power consumption than traditional light sources - provides a better thermal conductivity. - Various installation accessories. - Elegant and concise appearance.

DESCRIPTION

FLOODSTAR is a highly multi-purpose floodlight for the lighting of both outdoor and indoor installations wherever a compact design, environmental integration and a high protection degree required. Excellent lighting performance by well designed optical system.

APPLICATION

Residential areas, Buildings, Courtyards, Billboards

SPECIFICATION

	43-FLOODSTAR 8050 50W	43-FLOODSTAR 8100 100W	43-FLOODSTAR 8150 150W	43-FLOODSTAR 8200 200W	43-FLOODSTAR 8240 240W
LED Chip	Lumiled	Lumiled	Lumiled	Lumiled	Lumiled
LED Driver	Done	Philips	Philips	Philips	Philips
Wattage	50W	100W	150W	200W	240W
Lumen@Source*	6500 lm	13000 lm	19500 lm	26000 lm	31200 lm
CCT**	3000K 4000K 5700K 6500K	3000K 4000K 5700K 6500K	3000K 4000K 5700K 6500K	3000K 4000K 5700K 6500K	3000K 4000K 5700K 6500K
CRI (Ra)	>70	>70	>70	>70	>70
LED Life	50,000 hrs	50,000 hrs	50,000 hrs	50,000 hrs	50,000 hrs
Working Ambient Temperature	55°C	55°C	55°C	55°C	55°C

*Luminous Flux tolerance ±5% / **CCT Tolerance ±5%

Data is subject to change without notice.

43-FLOODSTAR

LED FLOODLIGHT

LIGHT DISTRIBUTION CURVE OPTIONS



30° | 60° | 90° | 110° (Standard) | 80x150° (Assymetric) | 110x50° (Assymetric)

ADDITIONAL OPTION

1-10V Analog Dimming

SCHEMATIC

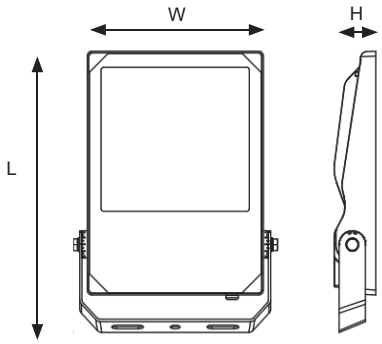

ORDERING CODE	L	W	H
43-FLOODSTAR 8050	266	198	46
43-FLOODSTAR 8100	313	275	53
43-FLOODSTAR 8150	375	285	57
43-FLOODSTAR 8200	446	345	62
43-FLOODSTAR 8240	446	345	62

Dimensions are in mm

ORDERING GUIDE

43-FLOODSTAR 8050-50	730	740	757	765	50W
43-FLOODSTAR 8100-100	730	740	757	765	100W
43-FLOODSTAR 8150-150	730	740	757	765	150W
43-FLOODSTAR 8200-200	730	740	757	765	200W
43-FLOODSTAR 8240-240	730	740	757	765	240W

ORDERING EXAMPLE

43-FLOODSTAR 8100-100-740/IP66

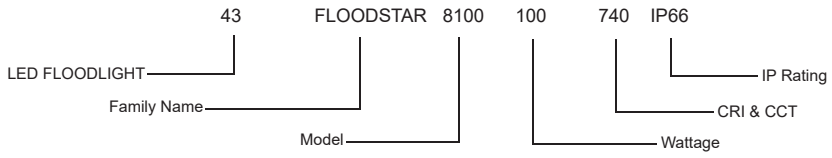

LED FLOODLIGHT FLOODSTAR 8100-100-740/IP66

43-FLOODSTAR

LED FLOODLIGHT



Housing Die-cast aluminum

Diffuser Tempered glass

Light Source SMD

Benefits

- Adjustable projecting direction
- Instant on/off
- Excellent heat dissipation
- 50% less power consumption than traditional light sources
- Excellent consistency of light color

DESCRIPTION

FLOODSTAR is a highly multi-purpose floodlight for the lighting of both outdoor and indoor installations wherever a compact design, environmental integration and a high protection degree required. Excellent lighting performance by well designed optical system.

APPLICATION

This flood light is widely used for areas like gardens, warehouse, workshops, yards.

SPECIFICATION

	43-FLOODSTAR 110F3 21W	43-FLOODSTAR 110F3 30W	43-FLOODSTAR 110F3 45W	43-FLOODSTAR 110F2 60W	43-FLOODSTAR 110F2 86W	43-FLOODSTAR 110F2 105W
LED Chip	SMD	SMD	SMD	SMD	SMD	SMD
LED Driver	Built-in	Built-in	Built-in	Built-in	Built-in	Built-in
Wattage	21W	30W	45W	60W	86W	105W
Lumen@Source*	2730 lm	3900 lm	5850 lm	7800 lm	11180 lm	13650 lm
CCT**	3000K 4000K 6500K	3000K 4000K 6500K	3000K 4000K 6500K	3000K 4000K 6500K	3000K 4000K 6500K	3000K 4000K 6500K
Beam Angle	60°	60°	60°	60°	60°	60°
CRI (Ra)	>80 and 5 SDCM	>80 and 5 SDCM	>80 and 5 SDCM	>80 and 5 SDCM	>80 and 5 SDCM	>80 and 5 SDCM
LED Life	50,000 hrs / L70	50,000 hrs / L70	50,000 hrs / L70	50,000 hrs / L70	50,000 hrs / L70	50,000 hrs / L70
Working Ambient Temperature	55°C	55°C	55°C	55°C	55°C	55°C

*Luminous Flux tolerance ±5% / **CCT Tolerance ±5%

Data is subject to change without notice.

43-FLOODSTAR

LED FLOODLIGHT





SCHEMATIC

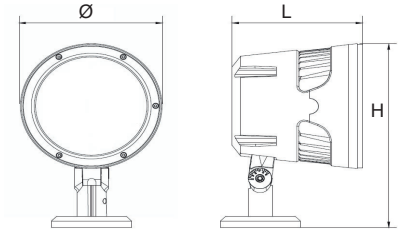

ORDERING CODE	Ø	L	H
43-FLOODSTAR 110F3	165	163	270
43-FLOODSTAR 110F2	220	200	320

Dimensions are in mm

ORDERING GUIDE

43-FLOODSTAR 110F3-21-830	21W	43-FLOODSTAR 110F3-45-830	45W	43-FLOODSTAR 110F2-86-830	86W
43-FLOODSTAR 110F3-21-840	21W	43-FLOODSTAR 110F3-45-840	45W	43-FLOODSTAR 110F2-86-840	86W
43-FLOODSTAR 110F3-21-865	21W	43-FLOODSTAR 110F3-45-865	45W	43-FLOODSTAR 110F2-86-865	86W
43-FLOODSTAR 110F3-30-830	30W	43-FLOODSTAR 110F2-60-830	60W	43-FLOODSTAR 110F2-105-830	105W
43-FLOODSTAR 110F3-30-840	30W	43-FLOODSTAR 110F2-60-840	60W	43-FLOODSTAR 110F2-105-840	105W
43-FLOODSTAR 110F3-30-865	30W	43-FLOODSTAR 110F2-60-865	60W	43-FLOODSTAR 110F2-105-865	105W

ORDERING EXAMPLE

43-FLOODSTAR 110F3-21-830/IP66

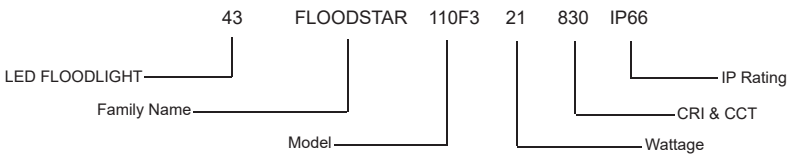

LED FLOODLIGHT FLOODSTAR 110F3-21-830/IP66

43-FLOODSTAR

LED FLOODLIGHT

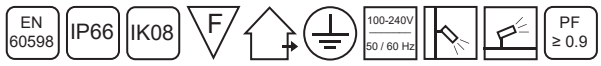



110F5



110F4

Housing	Die-cast aluminum
Diffuser	Tempered glass
Light Source	Cree
Benefits	- Adjustable projecting direction - Instant on/off - Excellent heat dissipation - 50% less power consumption than traditional light sources - Excellent consistency of light color

DESCRIPTION

FLOODSTAR is a highly multi-purpose floodlight for the lighting of both outdoor and indoor installations wherever a compact design, environmental integration and a high protection degree required. Excellent lighting performance by well designed optical system.

APPLICATION

This flood light is widely used for areas like gardens, warehouse, workshops, yards.

SPECIFICATION

	43-FLOODSTAR 110F5 3.5W	43-FLOODSTAR 110F5 6W	43-FLOODSTAR 110F5 8W	43-FLOODSTAR 110F5 10W	43-FLOODSTAR 110F4 11W	43-FLOODSTAR 110F4 20W
LED Chip	Cree	Cree	Cree	Cree	Cree	Cree
LED Driver	Built-in	Built-in	Built-in	Built-in	Built-in	Built-in
Wattage	3.5W	6W	8W	10W	11W	20W
Lumen@Source*	455 lm	780 lm	1040 lm	1300 lm	1430 lm	2600 lm
CCT**	3000K 4000K 6500K	3000K 4000K 6500K	3000K 4000K 6500K	3000K 4000K 6500K	3000K 4000K 6500K	3000K 4000K 6500K
Beam Angle	60°	60°	60°	60°	60°	60°
CRI (Ra)	>80 and 5 SDCM	>80 and 5 SDCM	>80 and 5 SDCM	>80 and 5 SDCM	>80 and 5 SDCM	>80 and 5 SDCM
LED Life	50,000 hrs / L70	50,000 hrs / L70	50,000 hrs / L70	50,000 hrs / L70	50,000 hrs / L70	50,000 hrs / L70
Working Ambient Temperature	55°C	55°C	55°C	55°C	55°C	55°C

*Luminous Flux tolerance ±5% / **CCT Tolerance ±5%

Data is subject to change without notice.

43-FLOODSTAR

LED FLOODLIGHT



POLAR DIAGRAM

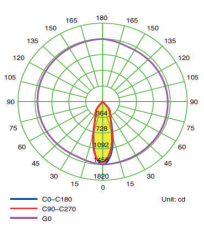

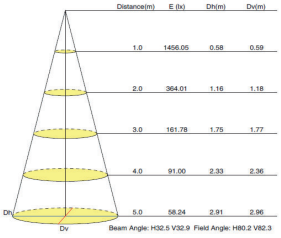

SCHEMATIC

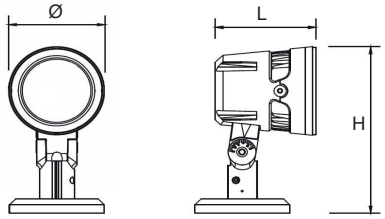

ORDERING CODE	Ø	L	H
43-FLOODSTAR 110F5	85	95	148
43-FLOODSTAR 110F4	125	130	235

Dimensions are in mm

ORDERING GUIDE

43-FLOODSTAR 110F5-3.5-830	3.5W	43-FLOODSTAR 110F5-8-830	8W	43-FLOODSTAR 110F4-11-830	11W
43-FLOODSTAR 110F5-3.5-840	3.5W	43-FLOODSTAR 110F5-8-840	8W	43-FLOODSTAR 110F4-11-840	11W
43-FLOODSTAR 110F5-3.5-865	3.5W	43-FLOODSTAR 110F5-8-865	8W	43-FLOODSTAR 110F4-11-865	11W
43-FLOODSTAR 110F5-6-830	6W	43-FLOODSTAR 110F5-10-830	10W	43-FLOODSTAR 110F4-20-830	20W
43-FLOODSTAR 110F5-6-840	6W	43-FLOODSTAR 110F5-10-840	10W	43-FLOODSTAR 110F4-20-840	20W
43-FLOODSTAR 110F5-6-865	6W	43-FLOODSTAR 110F5-10-865	10W	43-FLOODSTAR 110F4-20-865	20W

ORDERING EXAMPLE

43-FLOODSTAR 110F5-3.5-830/IP66

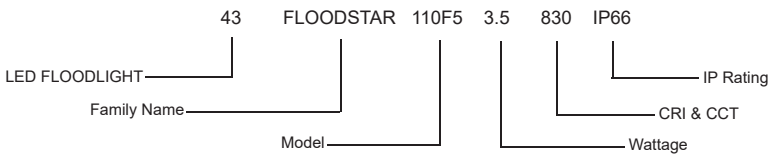

LED FLOODLIGHT FLOODSTAR 110F5-3.5-830/IP66

43-FLOODSTAR

LED FLOODLIGHT



Housing Die-cast aluminum

Diffuser Tempered glass

Light Source SMD

Benefits

- Adjustable projecting direction
- Instant on/off
- Excellent heat dissipation
- 50% less power consumption than traditional light sources
- Excellent consistency of light color

DESCRIPTION

FLOODSTAR is a highly multi-purpose floodlight for the lighting of both outdoor and indoor installations wherever a compact design, environmental integration and a high protection degree required. Excellent lighting performance by well designed optical system.

APPLICATION

This flood light is widely used for areas like gardens, warehouse, workshops, yards.

SPECIFICATION

	43-FLOODSTAR 113F2 85W	43-FLOODSTAR 113F2 120W
LED Chip	SMD	SMD
LED Driver	Built-in	Built-in
Wattage	85W	120W
Lumen@Source*	11050 lm	15600 lm
CCT**	3000K / 4000K / 6500K	3000K / 4000K / 6500K
Beam Angle	30°	30°
CRI (Ra)	>80 and 5 SDCM	>80 and 5 SDCM
LED Life	50,000 hrs / L70	50,000 hrs / L70
Working Ambient Temperature	55°C	55°C

*Luminous Flux tolerance ±5% / **CCT Tolerance ±5%

Data is subject to change without notice.

43-FLOODSTAR

LED FLOODLIGHT



POLAR DIAGRAM

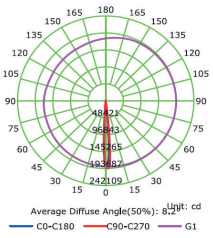

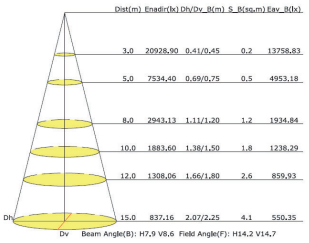

SCHEMATIC

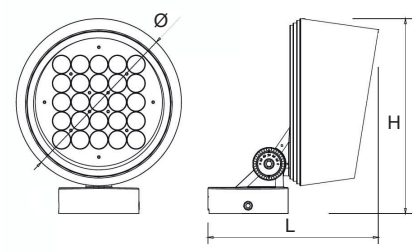

ORDERING CODE	Ø	L	H
43-FLOODSTAR 113F2	320	330	373

Dimensions are in mm

ORDERING GUIDE

43-FLOODSTAR 113F2-85-830	85W	43-FLOODSTAR 113F2-120-830	120W
43-FLOODSTAR 113F2-85-840	85W	43-FLOODSTAR 113F2-120-840	120W
43-FLOODSTAR 113F2-85-865	85W	43-FLOODSTAR 113F2-120-865	120W

ORDERING EXAMPLE

43-FLOODSTAR 113F2-85-830/IP66

43 FLOODSTAR 113F2 85 830 IP66

- 43 — LED FLOODLIGHT
- FLOODSTAR — Family Name
- 113F2 — Model
- 85 — Wattage
- 830 — CRI & CCT
- IP66 — IP Rating

LED FLOODLIGHT FLOODSTAR 113F2-85-830/IP66

43-FLOODSTAR

LED FLOODLIGHT

LITE-TECH
THE ULTIMATE SOLUTION FOR ILLUMINATION

EN 60598 | IP66 | IK08 | F | 100-240V 50 / 60 Hz | PF ≥ 0.9



113F6



113F5

Housing	Die-cast aluminum
Diffuser	Tempered glass
Light Source	SMD
Benefits	- Adjustable projecting direction - Instant on/off - Excellent heat dissipation - 50% less power consumption than traditional light sources - Excellent consistency of light color

DESCRIPTION

FLOODSTAR is a highly multi-purpose floodlight for the lighting of both outdoor and indoor installations wherever a compact design, environmental integration and a high protection degree required. Excellent lighting performance by well designed optical system.

APPLICATION

This flood light is widely used for areas like gardens, warehouse, workshops, yards.

SPECIFICATION

	43-FLOODSTAR 113F6 35W	43-FLOODSTAR 113F6 45W	43-FLOODSTAR 113F5 60W	43-FLOODSTAR 113F5 75W
LED Chip	SMD	SMD	SMD	SMD
LED Driver	Built-in	Built-in	Built-in	Built-in
Wattage	35W	45W	60W	75W
Lumen@Source*	4550 lm	5850 lm	7800 lm	9750 lm
CCT**	3000K / 4000K / 6500K	3000K / 4000K / 6500K	3000K / 4000K / 6500K	3000K / 4000K / 6500K
Beam Angle	30°	30°	30°	30°
CRI (Ra)	>80 and 5 SDCM	>80 and 5 SDCM	>80 and 5 SDCM	>80 and 5 SDCM
LED Life	50,000 hrs / L70	50,000 hrs / L70	50,000 hrs / L70	50,000 hrs / L70
Working Ambient Temperature	55°C	55°C	55°C	55°C

*Luminous Flux tolerance ±5% / **CCT Tolerance ±5%

Data is subject to change without notice.

43-FLOODSTAR

LED FLOODLIGHT



POLAR DIAGRAM

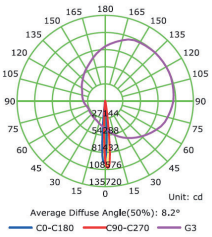



SCHEMATIC

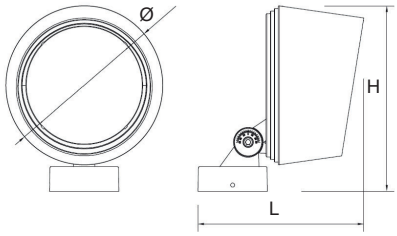

ORDERING CODE	Ø	L	H
43-FLOODSTAR 113F6	210	243	253
43-FLOODSTAR 113F5	260	275	303

Dimensions are in mm

ORDERING GUIDE

43-FLOODSTAR 113F6-35-830	35W	43-FLOODSTAR 113F5-60-830	60W
43-FLOODSTAR 113F6-35-840	35W	43-FLOODSTAR 113F5-60-840	60W
43-FLOODSTAR 113F6-35-865	35W	43-FLOODSTAR 113F5-60-865	60W
43-FLOODSTAR 113F6-45-830	45W	43-FLOODSTAR 113F5-75-830	75W
43-FLOODSTAR 113F6-45-840	45W	43-FLOODSTAR 113F5-75-840	75W
43-FLOODSTAR 113F6-45-865	45W	43-FLOODSTAR 113F5-75-865	75W

ORDERING EXAMPLE

43-FLOODSTAR 113F6-35-830/IP66

43 FLOODSTAR 113F6 35 830 IP66

- 43 — LED FLOODLIGHT
- FLOODSTAR — Family Name
- 113F6 — Model
- 35 — Wattage
- 830 — CRI & CCT
- IP66 — IP Rating

LED FLOODLIGHT FLOODSTAR 113F6-35-830/IP66

43-FLOODSTAR

LED FLOODLIGHT

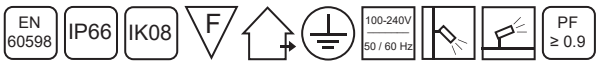



113F9



113F7

Housing Die-cast aluminum

Diffuser Tempered glass

Light Source Cree

Benefits

- Adjustable projecting direction
- Instant on/off
- Excellent heat dissipation
- 50% less power consumption than traditional light sources
- Excellent consistency of light color

DESCRIPTION

FLOODSTAR is a highly multi-purpose floodlight for the lighting of both outdoor and indoor installations wherever a compact design, environmental integration and a high protection degree required. Excellent lighting performance by well designed optical system.

APPLICATION

This flood light is widely used for areas like gardens, warehouse, workshops, yards.

SPECIFICATION

	43-FLOODSTAR 113F9 15W	43-FLOODSTAR 113F9 20W	43-FLOODSTAR 113F7 22W	43-FLOODSTAR 113F7 30W
LED Chip	Cree	Cree	Cree	Cree
LED Driver	Built-in	Built-in	Built-in	Built-in
Wattage	15W	20W	22W	30W
Lumen@Source*	1950 lm	2600 lm	2860 lm	3900 lm
CCT**	3000K / 4000K / 6500K	3000K / 4000K / 6500K	3000K / 4000K / 6500K	3000K / 4000K / 6500K
Beam Angle	60°	60°	60°	60°
CRI (Ra)	>80 and 5 SDCM	>80 and 5 SDCM	>80 and 5 SDCM	>80 and 5 SDCM
LED Life	50,000 hrs / L70	50,000 hrs / L70	50,000 hrs / L70	50,000 hrs / L70
Working Ambient Temperature	55°C	55°C	55°C	55°C

*Luminous Flux tolerance ±5% / **CCT Tolerance ±5%

Data is subject to change without notice.

43-FLOODSTAR

LED FLOODLIGHT



POLAR DIAGRAM

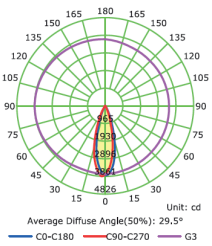

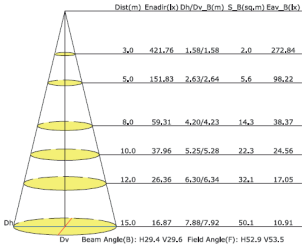

SCHEMATIC

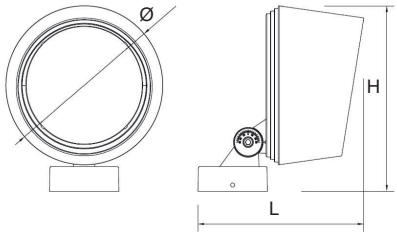

ORDERING CODE	Ø	L	H
43-FLOODSTAR 113F9	150	224	193
43-FLOODSTAR 113F7	180	229	223

Dimensions are in mm

ORDERING GUIDE

43-FLOODSTAR 113F9-15-830	15W	43-FLOODSTAR 113F7-22-830	22W
43-FLOODSTAR 113F9-15-840	15W	43-FLOODSTAR 113F7-22-840	22W
43-FLOODSTAR 113F9-15-865	15W	43-FLOODSTAR 113F7-22-865	22W
43-FLOODSTAR 113F9-20-830	20W	43-FLOODSTAR 113F7-30-830	30W
43-FLOODSTAR 113F9-20-840	20W	43-FLOODSTAR 113F7-30-840	30W
43-FLOODSTAR 113F9-20-865	20W	43-FLOODSTAR 113F7-30-865	30W

ORDERING EXAMPLE

43-FLOODSTAR 113F9-15-830/IP66

43 FLOODSTAR 113F9 15 830 IP66

- 43 — LED FLOODLIGHT
- FLOODSTAR — Family Name
- 113F9 — Model
- 15 — Wattage
- 830 — CRI & CCT
- IP66 — IP Rating

LED FLOODLIGHT FLOODSTAR 113F9-15-830/IP66

43-FLOODSTAR

LED FLOODLIGHT

LITE-TECH
THE ULTIMATE SOLUTION FOR ILLUMINATION

EN 60598 | IP66 | IK08 | F | 100-240V 50 / 60 Hz | PF ≥ 0.9



114F5



114F0

Housing	Die-cast aluminum
Diffuser	Tempered glass
Light Source	SMD
Benefits	- Adjustable projecting direction - Instant on/off - Excellent heat dissipation - 50% less power consumption than traditional light sources - Excellent consistency of light color

DESCRIPTION

FLOODSTAR is a highly multi-purpose floodlight for the lighting of both outdoor and indoor installations wherever a compact design, environmental integration and a high protection degree required. Excellent lighting performance by well designed optical system.

APPLICATION

This flood light is widely used for areas like gardens, warehouse, workshop, billboards.

SPECIFICATION

	43-FLOODSTAR 114F5 10W	43-FLOODSTAR 114F5 12W	43-FLOODSTAR 114F0 12W	43-FLOODSTAR 114F0 15W	43-FLOODSTAR 114F0 30W
LED Chip	SMD	SMD	SMD	SMD	SMD
LED Driver	Built-in	Built-in	Built-in	Built-in	Built-in
Wattage	10W	12W	12W	15W	30W
Lumen@Source*	1300 lm	1560 lm	1560 lm	1950 lm	3900 lm
CCT**	3000K 4000K 6500K	3000K 4000K 6500K	3000K 4000K 6500K	3000K 4000K 6500K	3000K 4000K 6500K
Beam Angle	30°	30°	30°	30°	30°
CRI (Ra)	>80 and 5 SDCM	>80 and 5 SDCM	>80 and 5 SDCM	>80 and 5 SDCM	>80 and 5 SDCM
LED Life	50,000 hrs / L70	50,000 hrs / L70	50,000 hrs / L70	50,000 hrs / L70	50,000 hrs / L70
Working Ambient Temperature	55°C	55°C	55°C	55°C	55°C

*Luminous Flux tolerance ±5% / **CCT Tolerance ±5%

Data is subject to change without notice.

43-FLOODSTAR

LED FLOODLIGHT



POLAR DIAGRAM

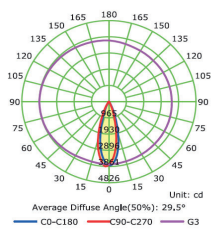

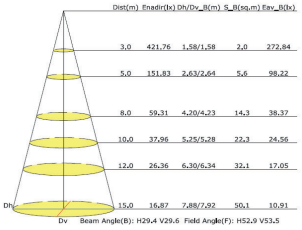

SCHEMATIC

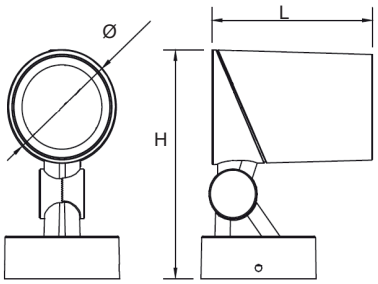

ORDERING CODE	Ø	L	H
43-FLOODSTAR 114F5	82	140	176
43-FLOODSTAR 114F0	108	160	216

Dimensions are in mm

ORDERING GUIDE

43-FLOODSTAR 114F5-10-830	10W	43-FLOODSTAR 114F0-12-830	12W	43-FLOODSTAR 114F0-30-830	30W
43-FLOODSTAR 114F5-10-840	10W	43-FLOODSTAR 114F0-12-840	12W	43-FLOODSTAR 114F0-30-840	30W
43-FLOODSTAR 114F5-10-865	10W	43-FLOODSTAR 114F0-12-865	12W	43-FLOODSTAR 114F0-30-865	30W
43-FLOODSTAR 114F5-12-830	12W	43-FLOODSTAR 114F0-15-830	15W		
43-FLOODSTAR 114F5-12-840	12W	43-FLOODSTAR 114F0-15-840	15W		
43-FLOODSTAR 114F5-12-865	12W	43-FLOODSTAR 114F0-15-865	15W		

ORDERING EXAMPLE

43-FLOODSTAR 114F5-12-830/IP66

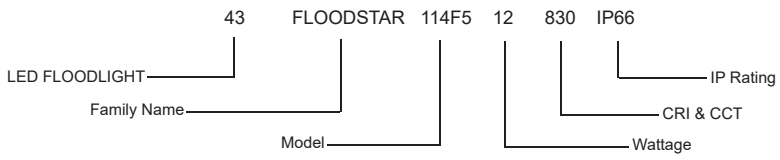

LED FLOODLIGHT FLOODSTAR 114F5-12-830/IP66

43-FLOODSTAR

LED FLOODLIGHT



Housing	Die-cast aluminum alloy
Diffuser	Tempered glass
Light Source	SMD
Benefits	- Adjustable projecting direction - Instant on/off - Excellent heat dissipation - 50% less power consumption than traditional light sources - Excellent consistency of light color - Easy to install and use - No UV or RF interference, no mercury or lead

DESCRIPTION

FLOODSTAR is a highly multi-purpose floodlight for the lighting of both outdoor and indoor installations wherever a compact design, environmental integration and a high protection degree required. Excellent lighting performance by well designed optical system.

APPLICATION

This flood light is widely used for areas like gardens, warehouse, workshop, billboards.

SPECIFICATION

	43-FLOODSTAR 128S1 56W
LED Chip	SMD
LED Driver	Philips
Wattage	56W
Lumen@Source*	7280 lm
CCT**	3000K / 4000K / 6500K
Beam Angle	60°
CRI (Ra)	>80 and 5 SDCM
LED Life	50,000 hrs / L70
Working Ambient Temperature	45°C

*Luminous Flux tolerance ±5% / **CCT Tolerance ±5%

Data is subject to change without notice.

43-FLOODSTAR

LED FLOODLIGHT



POLAR DIAGRAM

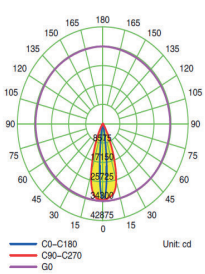

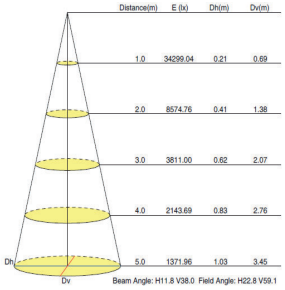

SCHEMATIC

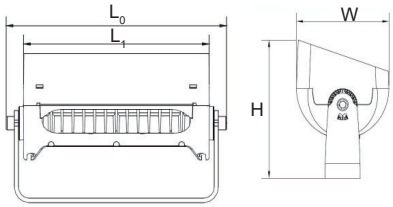

ORDERING CODE	L_0	L_1	W	H
43-FLOODSTAR 128S1	321	270	145	199

Dimensions are in mm

ORDERING GUIDE

43-FLOODSTAR 128S1-56-830	56W
43-FLOODSTAR 128S1-56-840	56W
43-FLOODSTAR 128S1-56-865	56W

ORDERING EXAMPLE

43-FLOODSTAR 128S1-56-830/IP66

43	FLOODSTAR	128S1	56	830	IP66
LED FLOODLIGHT	Family Name	Model	Wattage	CRI & CCT	IP Rating

LED FLOODLIGHT FLOODSTAR 128S1-56-830/IP66

Data is subject to change without notice.

43-FLOODSTAR

LED FLOODLIGHT



Housing	Die-cast aluminum
Diffuser	Tempered glass
Light Source	Cree
Benefits	- Adjustable projecting direction - Instant on/off - Excellent heat dissipation - 50% less power consumption than traditional light sources - Excellent consistency of light color - Easy to install and use - No UV or RF interference, no mercury or lead

DESCRIPTION

FLOODSTAR is a highly multi-purpose floodlight for the lighting of both outdoor and indoor installations wherever a compact design, environmental integration and a high protection degree required. Excellent lighting performance by well designed optical system.

APPLICATION

This flood light is widely used for areas like gardens, warehouse, workshop, billboards.

SPECIFICATION

	43-FLOODSTAR 210 9W	43-FLOODSTAR 210 18W	43-FLOODSTAR 210 36W
LED Chip	Cree	Cree	Cree
LED Driver	Meanwell	Meanwell	Meanwell
Wattage	9W	18W	36W
Lumen@Source*	900 lm	1800 lm	3600 lm
CCT**	3000K / 4000K / 6500K	3000K / 4000K / 6500K	3000K / 4000K / 6500K
Beam Angle	10° / 20°	10° / 20°	10° / 20°
CRI (Ra)	>80 and 3 SDCM	>80 and 3 SDCM	>80 and 3 SDCM
LED Life	50,000 hrs / L70	50,000 hrs / L70	50,000 hrs / L70
Working Ambient Temperature	55°C	55°C	55°C

*Luminous Flux tolerance ±5% / **CCT Tolerance ±5%

Data is subject to change without notice.

43-FLOODSTAR

LED FLOODLIGHT



SCHEMATIC

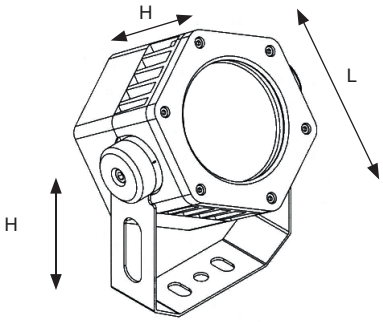

ORDERING CODE	L	W	H
43-FLOODSTAR 210 - 9W	105	90	100
43-FLOODSTAR 210 - 18W	130	95	120
43-FLOODSTAR 210 - 36W	155	100	135

Dimensions are in mm

ORDERING GUIDE

43-FLOODSTAR 210-9-830	9W	43-FLOODSTAR 210-18-830	18W	43-FLOODSTAR 210-36-830	36W
43-FLOODSTAR 210-9-840	9W	43-FLOODSTAR 210-18-840	18W	43-FLOODSTAR 210-36-840	36W
43-FLOODSTAR 210-9-865	9W	43-FLOODSTAR 210-18-865	18W	43-FLOODSTAR 210-36-865	36W

ORDERING EXAMPLE

43-FLOODSTAR 210-9-830/IP65

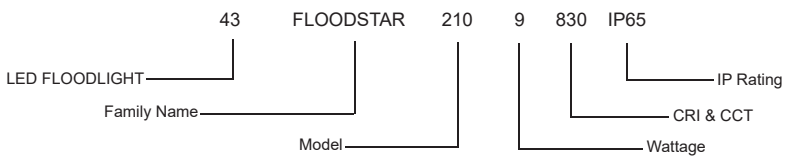

LED FLOODLIGHT FLOODSTAR 210-9-830/IP65

43-FLOODSTAR

LED FLOODLIGHT



Housing	Die-cast aluminum
Diffuser	Tempered glass
Light Source	Cree
Benefits	- Adjustable projecting direction - Instant on/off - Excellent heat dissipation - 50% less power consumption than traditional light sources - Excellent consistency of light color - Easy to install and use - No UV or RF interference, no mercury or lead

DESCRIPTION

FLOODSTAR is a highly multi-purpose floodlight for the lighting of both outdoor and indoor installations wherever a compact design, environmental integration and a high protection degree required. Excellent lighting performance by well designed optical system.

APPLICATION

This flood light is widely used for areas like gardens, warehouse, workshop, billboards.

SPECIFICATION

	43-FLOODSTAR FL02 4W	43-FLOODSTAR FL02 5W	43-FLOODSTAR FL02 10W
LED Chip	Cree	Cree	Cree
LED Driver#	24V DC CV	24V DC CV	24V DC CV
Wattage	4W	5W	10W
Lumen@Source*	520 lm	650 lm	1300 lm
CCT**	3000K / 4000K / 6500K	3000K / 4000K / 6500K	3000K / 4000K / 6500K
Beam Angle	60°	60°	60°
CRI (Ra)	>80 and 3 SDCM	>80 and 3 SDCM	>80 and 3 SDCM
LED Life	50,000 hrs / L70	50,000 hrs / L70	50,000 hrs / L70
Working Ambient Temperature	55°C	55°C	55°C

*Luminous Flux tolerance ±5% / **CCT Tolerance ±5%

Data is subject to change without notice.

43-FLOODSTAR

LED FLOODLIGHT



POLAR DIAGRAM

60°

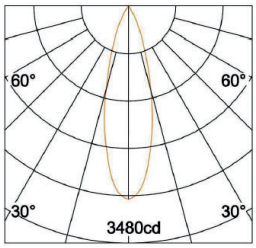

H(m)	E(lx)	D(m)
		30°
1	2831	0.54
2	708	1.07
3	315	1.61
4	177	2.14
5	113	2.68

SCHEMATIC

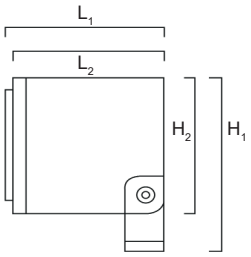

ORDERING CODE	L_1	L_2	H_1	H_2
43-FLOODSTAR FL02	82	78	100	78

Dimensions are in mm

ORDERING GUIDE

43-FLOODSTAR FL02-4-830	4W	43-FLOODSTAR FL02-5-830	5W	43-FLOODSTAR FL02-10-830	10W
43-FLOODSTAR FL02-4-840	4W	43-FLOODSTAR FL02-5-840	5W	43-FLOODSTAR FL02-10-840	10W
43-FLOODSTAR FL02-4-865	4W	43-FLOODSTAR FL02-5-865	5W	43-FLOODSTAR FL02-10-865	10W

ORDERING EXAMPLE

43-FLOODSTAR FL02-4-830/IP66

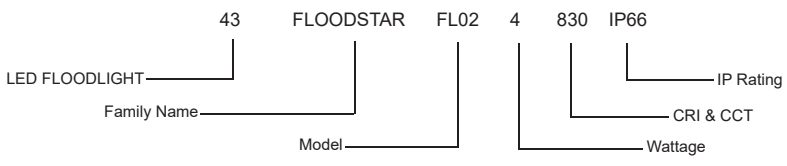

LED FLOODLIGHT FLOODSTAR FL02-4-830/IP66

43-TREELED

LED FLOODLIGHT





Housing	Die-cast aluminum + stainless steel ring
Diffuser	Glass
Light Source	Cree
Benefits	- Adjustable projecting direction up or down - Instant on/off - Excellent heat dissipation - 50% less power consumption than traditional light sources - Excellent consistency of light color - maximum of 8 flood lights per ring - In-built driver



Light can be directed up or down

APPLICATION

This LED light fixture is mainly use as an accent lighting for trees.

SPECIFICATION

	43-TREELED 6W	43-TREELED 12W	43-TREELED 18W
LED Chip	CREE	CREE	CREE
Wattage	6W	12W	18W
Lumen@Source*	540 lm	1080 lm	1620 lm
CCT**	3000K / 5000K / RGB	3000K / 5000K / RGB	3000K / 5000K / RGB
Beam Angle	10° / 15° / 25° / 30° / 45° / 55°	10° / 15° / 25° / 30° / 45° / 55°	10° / 15° / 25° / 30° / 45° / 55°
CRI (Ra)	>80	>80	>80
LED Life	50,000 hrs	50,000 hrs	50,000 hrs
Working Ambient Temperature	55°C	55°C	55°C

*Luminous Flux tolerance ±5% / **CCT Tolerance ±5%

Data is subject to change without notice.

43-TREELED

LED FLOODLIGHT





SCHEMATIC

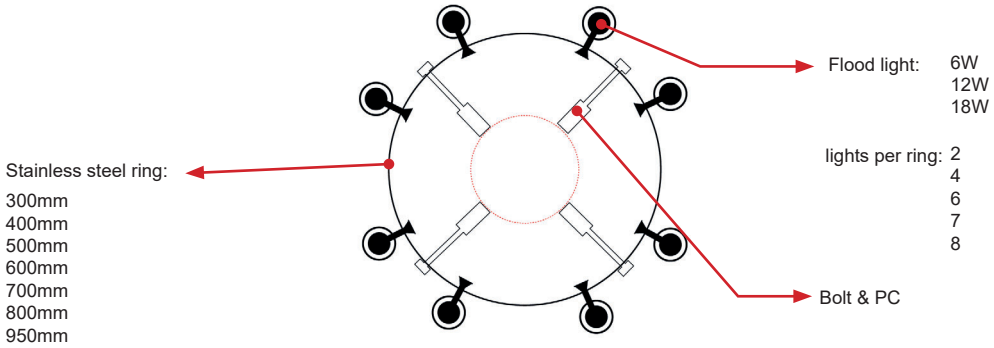

ORDERING GUIDE

43-TREELED -6x**A-BBB**-830	6W
43-TREELED -6x**A-BBB**-850	6W
43-TREELED -6x**A-BBB**-RGB	6W
43-TREELED -12x**A-BBB**-830	12W
43-TREELED -12x**A-BBB**-850	12W
43-TREELED -12x**A-BBB**-RGB	12W
43-TREELED -18x**A-BBB**-830	18W
43-TREELED -18x**A-BBB**-850	18W
43-TREELED -18x**A-BBB**-RGB	18W

A	-No. of Lights
	2
	4
	6
	7
	8

BBB	-Ring size (mm)
	300
	400
	500
	600
	700
	800
	950

ORDERING EXAMPLE

43-TREELED -6x7-600-830/IP65

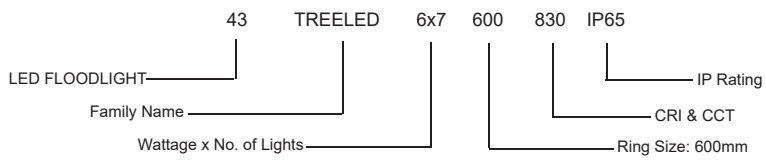

LED FLOODLIGHT TREELED -6x7-600-830/IP65

43-VARISTAR

LED FLOODLIGHT

LITE-TECH
THE ULTIMATE SOLUTION FOR ILLUMINATION

EN 60598 | IP65 | IK08 | F | 220-240V 50 / 60 Hz | PF ≥ 0.9



400



600

Housing	Die-casting ADC12 with powder coated finish
Diffuser	Polycarbonate lens
Bracket	SPCC
Light Source	Lumiled
Benefits	- Adjustable projecting direction - Instant on/off - Excellent heat dissipation - 50% less power consumption than traditional light sources



DESCRIPTION

VARISTAR is a highly multi-purpose floodlight for the lighting of both outdoor and indoor installations wherever a compact design, environmental integration and a high protection degree required. Excellent lighting performance by well designed optical system.

APPLICATION

This flood light is widely used for some area like warehouse, workshop, shelf, supermarket, theaters, playgrounds and stadiums.

SPECIFICATION

	43-VARISTAR 400W	43-VARISTAR 600W
LED Chip	Lumiled	Lumiled
LED Driver	Philips	Philips
Wattage	400W	600W
Lumen@Source*	52000 lm	78000 lm
CCT**	3000K / 4000K / 5700K	3000K / 4000K / 5700K
CRI (Ra)	>70 and 3 SDCM	>70 and 3 SDCM
LED Life	50,000 hrs / L70	50,000 hrs / L70
Working Ambient Temperature	55°C	55°C

*Luminous Flux tolerance ±5% / **CCT Tolerance ±5%

Data is subject to change without notice.



SCHEMATIC

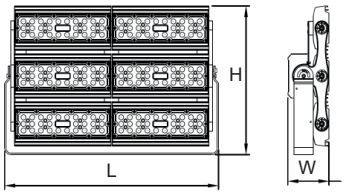

BRACKET

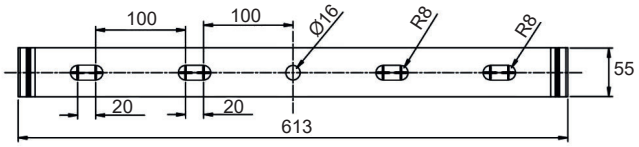

ORDERING CODE	L	W	H
43-VARISTAR-400	613	185	286
43-VARISTAR-600	613	118	404

Dimensions are in mm

ORDERING GUIDE

43-VARISTAR-400-730	400W	43-VARISTAR-600-730	600W
43-VARISTAR-400-740	400W	43-VARISTAR-600-740	600W
43-VARISTAR-400-757	400W	43-VARISTAR-600-757	600W

ORDERING EXAMPLE

43-VARISTAR-400-730/IP65

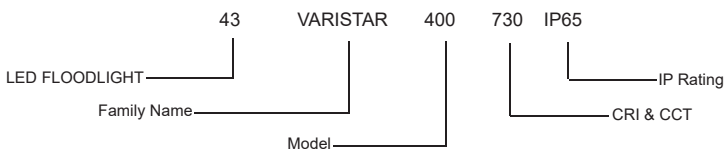

LED FLOODLIGHT VARISTAR-400-730/IP65




LED SPIKELIGHT

43-FLOODSTAR

LED FLOODLIGHT

LITE-TECH
THE ULTIMATE SOLUTION FOR ILLUMINATION

EN 60598 | IP66 | IK08 | F | 100-240V 50 / 60 Hz | PF ≥ 0.9



110S5



110S4

Housing Die-cast aluminum

Diffuser Tempered glass

Light Source Cree

Benefits

- Adjustable projecting direction
- Instant on/off
- Excellent heat dissipation
- 50% less power consumption than traditional light sources
- Excellent consistency of light color

DESCRIPTION

FLOODSTAR is a highly multi-purpose floodlight for the lighting of both outdoor and indoor installations wherever a compact design, environmental integration and a high protection degree required. Excellent lighting performance by well designed optical system.

APPLICATION

This flood light is widely used for areas such as gardens and yards.

SPECIFICATION

	43-FLOODSTAR 110S5 3.5W	43-FLOODSTAR 110S5 6W	43-FLOODSTAR 110S5 8W	43-FLOODSTAR 110S5 10W	43-FLOODSTAR 110S4 11W	43-FLOODSTAR 110S4 20W
LED Chip	Cree	Cree	Cree	Cree	Cree	Cree
LED Driver	Built-in	Built-in	Built-in	Built-in	Built-in	Built-in
Wattage	3.5W	6W	8W	10W	11W	20W
Lumen@Source*	455 lm	780 lm	1040 lm	1300 lm	1430 lm	2600 lm
CCT**	3000K 4000K 6500K	3000K 4000K 6500K	3000K 4000K 6500K	3000K 4000K 6500K	3000K 4000K 6500K	3000K 4000K 6500K
Beam Angle	60°	60°	60°	60°	60°	60°
CRI (Ra)	>80 and 5 SDCM	>80 and 5 SDCM	>80 and 5 SDCM	>80 and 5 SDCM	>80 and 5 SDCM	>80 and 5 SDCM
LED Life	50,000 hrs / L70	50,000 hrs / L70	50,000 hrs / L70	50,000 hrs / L70	50,000 hrs / L70	50,000 hrs / L70
Working Ambient Temperature	55°C	55°C	55°C	55°C	55°C	55°C

*Luminous Flux tolerance ±5% / **CCT Tolerance ±5%

Data is subject to change without notice.

43-FLOODSTAR

LED FLOODLIGHT



POLAR DIAGRAM

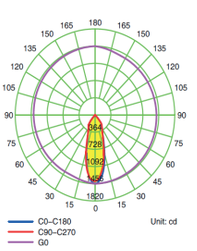

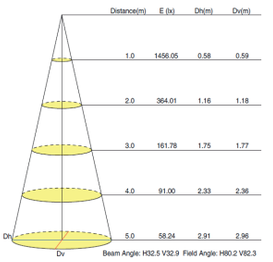

SCHEMATIC

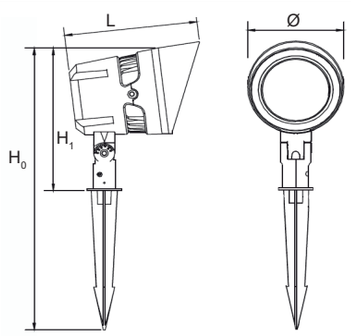

ORDERING CODE	Ø	L	H_0	H_1
43-FLOODSTAR 110S5	85	128	318	145
43-FLOODSTAR 110S4	125	180	545	245

Dimensions are in mm

ORDERING GUIDE

43-FLOODSTAR 110S5-3.5-830	3.5W	43-FLOODSTAR 110S5-8-830	8W	43-FLOODSTAR 110S4-11-830	11W
43-FLOODSTAR 110S5-3.5-840	3.5W	43-FLOODSTAR 110S5-8-840	8W	43-FLOODSTAR 110S4-11-840	11W
43-FLOODSTAR 110S5-3.5-865	3.5W	43-FLOODSTAR 110S5-8-865	8W	43-FLOODSTAR 110S4-11-865	11W
43-FLOODSTAR 110S5-6-830	6W	43-FLOODSTAR 110S5-10-830	10W	43-FLOODSTAR 110S4-20-830	20W
43-FLOODSTAR 110S5-6-840	6W	43-FLOODSTAR 110S5-10-840	10W	43-FLOODSTAR 110S4-20-840	20W
43-FLOODSTAR 110S5-6-865	6W	43-FLOODSTAR 110S5-10-865	10W	43-FLOODSTAR 110S4-20-865	20W

ORDERING EXAMPLE

43-FLOODSTAR 110S5-3.5-830/IP66

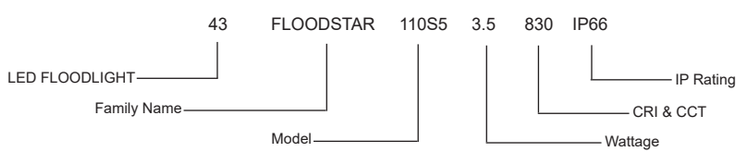

LED FLOODLIGHT FLOODSTAR 110S5-3.5-830/IP66

43-FLOODSTAR

LED FLOODLIGHT

LITE-TECH
THE ULTIMATE SOLUTION FOR ILLUMINATION

EN 60598 | IP66 | IK08 | F | 100-240V 50 / 60 Hz | PF ≥ 0.9



Housing Die-cast aluminum

Diffuser Tempered glass

Light Source SMD

Benefits

- Adjustable projecting direction
- Instant on/off
- Excellent heat dissipation
- 50% less power consumption than traditional light sources
- Excellent consistency of light color

DESCRIPTION

FLOODSTAR is a highly multi-purpose floodlight for the lighting of both outdoor and indoor installations wherever a compact design, environmental integration and a high protection degree required. Excellent lighting performance by well designed optical system.

APPLICATION

This flood light is widely used for areas such as gardens and yards.

SPECIFICATION

	43-FLOODSTAR 112S5 7W	43-FLOODSTAR 112S5 11W	43-FLOODSTAR 112S5 12W	43-FLOODSTAR 112S5 16W
LED Chip	SMD	SMD	SMD	SMD
LED Driver	Built-in	Built-in	Built-in	Built-in
Wattage	7W	11W	12W	16W
Lumen@Source*	910 lm	1430 lm	1560 lm	2080 lm
CCT**	3000K / 4000K / 6500K	3000K / 4000K / 6500K	3000K / 4000K / 6500K	3000K / 4000K / 6500K
Beam Angle	60°	60°	60°	60°
CRI (Ra)	>80 and 5 SDCM	>80 and 5 SDCM	>80 and 5 SDCM	>80 and 5 SDCM
LED Life	50,000 hrs / L70	50,000 hrs / L70	50,000 hrs / L70	50,000 hrs / L70
Working Ambient Temperature	55°C	55°C	55°C	55°C

*Luminous Flux tolerance ±5% / **CCT Tolerance ±5%

Data is subject to change without notice.

43-FLOODSTAR

LED FLOODLIGHT



POLAR DIAGRAM

112S5

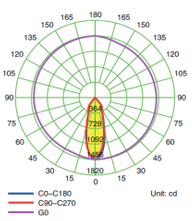

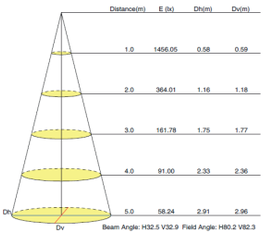

SCHEMATIC

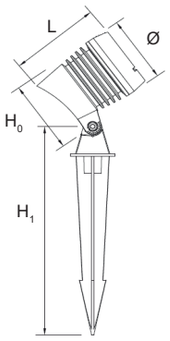

ORDERING CODE	Ø	L	H_0	H_1
43-FLOODSTAR 112S5	95	124	104	304

Dimensions are in mm

ORDERING GUIDE

43-FLOODSTAR 112S5-7-830	7W	43-FLOODSTAR 112S5-12-830	12W
43-FLOODSTAR 112S5-7-840	7W	43-FLOODSTAR 112S5-12-840	12W
43-FLOODSTAR 112S5-7-865	7W	43-FLOODSTAR 112S5-12-865	12W
43-FLOODSTAR 112S5-11-830	11W	43-FLOODSTAR 112S5-16-830	16W
43-FLOODSTAR 112S5-11-840	11W	43-FLOODSTAR 112S5-16-840	16W
43-FLOODSTAR 112S5-11-865	11W	43-FLOODSTAR 112S5-16-865	16W

ORDERING EXAMPLE

43-FLOODSTAR 112S5-7-830/IP66

43 FLOODSTAR 112S5 7 830 IP66

- 43 — LED FLOODLIGHT
- FLOODSTAR — Family Name
- 112S5 — Model
- 7 — Wattage
- 830 — CRI & CCT
- IP66 — IP Rating

LED FLOODLIGHT FLOODSTAR 112S5-7-830/IP66




LED INGROUND

44-GROUNDSTAR

LED GROUNDSTAR



307A



307B

Housing	Die-cast aluminum with stainless steel face plate
Diffuser	Tempered glass
Connections	Male & female cable
Light Source	Lite-Tech LED module powered by Cree
Benefits	- Corrosion resistant - Instant on/off - Excellent heat dissipation - 50% less power consumption than traditional light sources - High impact resistance

DESCRIPTION

GROUNDSTAR series are robust and compact luminaires use for outdoor applications. It provides ground level illumination by having the lights pointed up from the ground. The intent of such lights is to highlight points in the outdoor places such as architectural features or guide lights for walkways or paths.

APPLICATION

This inground lights are mainly used for areas such as building facades, monuments, architectural marks, landscape.

SPECIFICATION

	44-GROUNDSTAR 307A 35W	44-GROUNDSTAR 307B 24W
LED Chip	Cree	Cree
LED Driver	Built-in	Built-in
Wattage	35W	24W
Lumen@Source*	4550 lm	3120 lm
CCT**	3000K / 4000K / 6500K	3000K / 4000K / 6500K
Beam Angle	60°	60°
CRI (Ra)	>80 and 5 SDCM	>80 and 5 SDCM
LED Life	50,000 hrs / L70	50,000 hrs / L70
Working Ambient Temperature	55°C	55°C

*Luminous Flux tolerance ±5% / **CCT Tolerance ±5%

Data is subject to change without notice.

LED GROUNDSTAR



SCHEMATIC

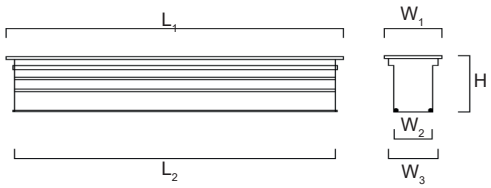

ORDERING CODE	L_1	L_2	W_1	W_2	W_3	H
44-GROUNDSTAR 307A	1000	990	90	62	78	105
44-GROUNDSTAR 307B	1000	991	63	45	57	76

Dimensions are in mm

ORDERING GUIDE

44-GROUNDSTAR 307A-35-830	35W	44-GROUNDSTAR 307B-24-830	24W
44-GROUNDSTAR 307A-35-840	35W	44-GROUNDSTAR 307B-24-840	24W
44-GROUNDSTAR 307A-35-865	35W	44-GROUNDSTAR 307B-24-865	24W

ORDERING EXAMPLE

44-GROUNDSTAR 307A-35-830/IP67

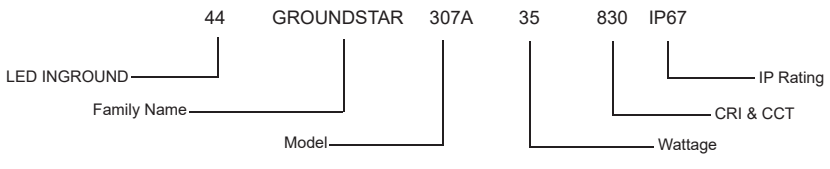

LED INGROUND GROUNDSTAR 307A-35-830/IP67

44-GROUNDSTAR

LITE-TECH
THE ULTIMATE SOLUTION FOR ILLUMINATION

LED GROUNDSTAR

EN 60598 | IP67 | IK10 | F | 24V DC | PF ≥ 0.9



Housing Die-cast aluminum with UV stabilized powder coating

Light Source Cree

Benefits

- Provided with special injection mold for longer life and maintains the gaskets seal over years of use and compression
- Instant on/off
- Excellent mechanical strength and thermal dissipation in low and high ambient temperatures
- 50% less power consumption than traditional light sources
- Precise optic design provides exceptional light control and precise distributionof light

DESCRIPTION

GROUNDSTAR series are robust and compact luminaires use for outdoor applications. It provides ground level illumination by having the lights pointed up from the ground. The intent of such lights is to highlight points in the outdoor places such as architectural features or guide lights for walkways or paths.

APPLICATION

This inground lights are mainly used for areas such as building facades, monuments, architectural marks, landscape.

SPECIFICATION

	44-GROUNDSTAR 401B 1W	44-GROUNDSTAR 401B 3W
LED Chip	Cree	Cree
LED Driver	DC 24V	DC 24V
Wattage	1W	3W
Lumen@Source*	100 lm	300 lm
CCT**	3000K / 4000K / 6500K	3000K / 4000K / 6500K
Beam Angle	45°	45°
CRI (Ra)	>80 and 5 SDCM	>80 and 5 SDCM
LED Life	50,000 hrs / L70	50,000 hrs / L70
Working Ambient Temperature	55°C	55°C

*Luminous Flux tolerance ±5% / **CCT Tolerance ±5%

Data is subject to change without notice.

LED GROUNDSTAR





SCHEMATIC

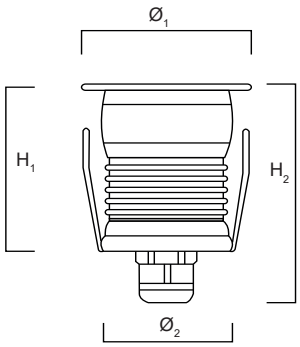

ORDERING CODE	Ø1	Ø2	H1	H2
44-GROUNDSTAR 401B	35	28	38	50
44-GROUNDSTAR 401B	35	28	48	60

Dimensions are in mm

ORDERING GUIDE

44-GROUNDSTAR 401B-1-830	1W	44-GROUNDSTAR 401B-3-830	3W
44-GROUNDSTAR 401B-1-840	1W	44-GROUNDSTAR 401B-3-840	3W
44-GROUNDSTAR 401B-1-865	1W	44-GROUNDSTAR 401B-3-865	3W

ORDERING EXAMPLE

44-GROUNDSTAR 401B-1-830/IP67

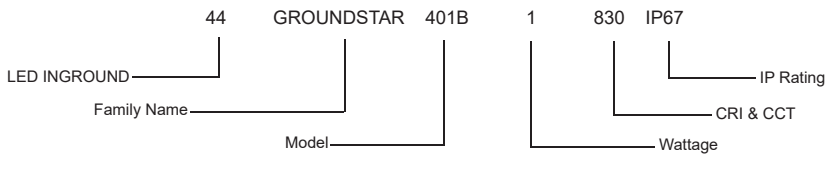

LED INGROUND GROUNDSTAR 401B-1-830/IP67

44-GROUNDSTAR

LED INGROUND



Housing High pressure die-cast aluminum with stainless steel faceplate

Diffuser Toughened glass

Light Source Cree

Benefits

- Light body is designed to increase heat dissipation space
- Instant on/off
- Adjustable up to 15°
- Surface has an anti-corrosion capability
- 50% less power consumption than traditional light sources
- Precise optic design provides exceptional light control and precise distribution of light

Option RGB version available

DESCRIPTION

GROUNDSTAR series are robust and compact luminaires use for outdoor applications. It provides ground level illumination by having the lights pointed up from the ground. The intent of such lights is to highlight points in the outdoor places such as architectural features or guide lights for walkways or paths.

APPLICATION

This inground lights are mainly used for areas such as building façades, monuments, architectural marks, landscape.

SPECIFICATION

	44-GROUNDSTAR 2101 16W
LED Chip	Cree
LED Driver	Built-in
LED Quantity	7 pcs
Wattage	16W
Lumen@Source*	1600 lm
CCT**	3000K / 4000K / 6500K
Beam Angle	5° / 8° / 20° / 30° / 45° / 60° / 15x30°
CRI (Ra)	>80
LED Life	50,000 hrs
Working Ambient Temperature	55°C

*Luminous Flux tolerance ±5% / **CCT Tolerance ±5%

Data is subject to change without notice.

44-GROUNDSTAR

LED INGROUND



SCHEMATIC

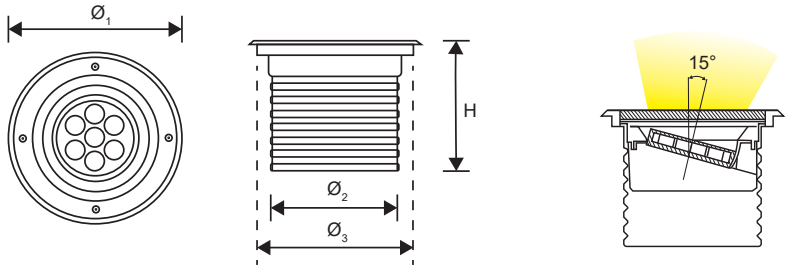

ORDERING CODE	Ø1	Ø2	Ø3	H
44-GROUNDSTAR 2101	210	143	185	160

Dimensions are in mm

ORDERING GUIDE

44-GROUNDSTAR 2101-16-830	16W
44-GROUNDSTAR 2101-16-840	16W
44-GROUNDSTAR 2101-16-865	16W

ORDERING EXAMPLE

44-GROUNDSTAR 2101-16-830/IP67

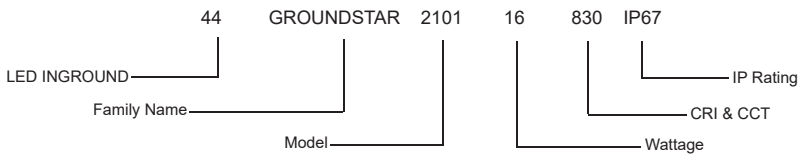

LED INGROUND GROUNDSTAR 2101-16-830/IP67

44-GROUNDSTAR

LED INGROUND

LITE-TECH
THE ULTIMATE SOLUTION FOR ILLUMINATION

EN 60598 | IP67 | IK10 | F | 100-240V 50 / 60 Hz | PF ≥ 0.9



2104 A



2104 C



2104 B

Housing Die-cast aluminum

Light Source Cree

Benefits

- Excellent light color consistency
- Instant on/off
- Excellent heat dissipation
- 50% less power consumption than traditional light sources
- High impact resistance

DESCRIPTION

GROUNDSTAR series are robust and compact luminaires use for outdoor applications. It provides ground level illumination by having the lights pointed up from the ground. The intent of such lights is to highlight points in the outdoor places such as architectural features or guide lights for walkways or paths.

APPLICATION

This inground lights are mainly used for landscapes.

SPECIFICATION

	44-GROUNDSTAR 2104A 3W	44-GROUNDSTAR 2104B 4W	44-GROUNDSTAR 2104C 8W
LED Chip	Cree	Cree	Cree
LED Driver	Built-in	Built-in	Built-in
Wattage	3W	4W	8W
Lumen@Source*	390 lm	520 lm	1040 lm
CCT**	3000K / 4000K / 6500K	3000K / 4000K / 6500K	3000K / 4000K / 6500K
Beam Angle	60°	2X60°	4X60°
CRI (Ra)	>80 and 5 SDCM	>80 and 5 SDCM	>80 and 5 SDCM
LED Life	50,000 hrs / L70	50,000 hrs / L70	50,000 hrs / L70
Working Ambient Temperature	55°C	55°C	55°C

*Luminous Flux tolerance ±5% / **CCT Tolerance ±5%

Data is subject to change without notice.

44-GROUNDSTAR

LED INGROUND







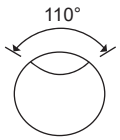

2104 A

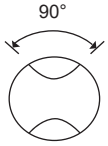

2104 B

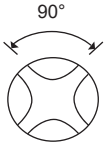

2104 C

SCHEMATIC

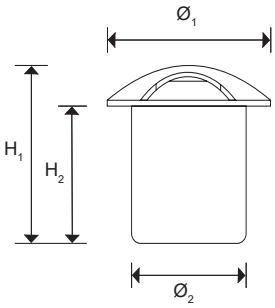

ORDERING CODE	Ø1	Ø2	H1	H2
44-GROUNDSTAR 2104	90	64	92	71

Dimensions are in mm

ORDERING GUIDE

44-GROUNDSTAR 2104A-3-830	3W	44-GROUNDSTAR 2104B-4-830	4W	44-GROUNDSTAR 2104C-8-830	8W
44-GROUNDSTAR 2104A-3-840	3W	44-GROUNDSTAR 2104B-4-840	4W	44-GROUNDSTAR 2104C-8-840	8W
44-GROUNDSTAR 2104A-3-865	3W	44-GROUNDSTAR 2104B-4-865	4W	44-GROUNDSTAR 2104C-8-865	8W

ORDERING EXAMPLE

44-GROUNDSTAR 2104A-3-830/IP67

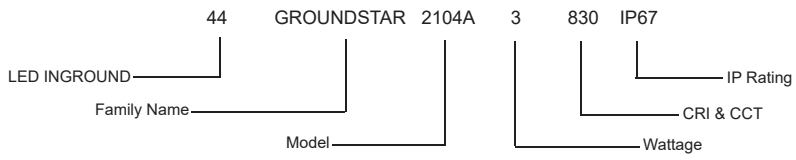

LED INGROUND GROUNDSTAR 2104A-3-830/IP67

44-GROUNDSTAR

LED INGROUND



Housing High pressure die-cast aluminum with stainless steel faceplate

Diffuser Toughened glass

Light Source Cree

Benefits

- Light body is designed to increase heat dissipation space
- Instant on/off
- Adjustable up to 15°
- Surface has an anti-corrosion capability
- 50% less power consumption than traditional light sources
- Precise optic design provides exceptional light control and precise distribution of light

Option RGB version available

DESCRIPTION

GROUNDSTAR series are robust and compact luminaires use for outdoor applications. It provides ground level illumination by having the lights pointed up from the ground. The intent of such lights is to highlight points in the outdoor places such as architectural features or guide lights for walkways or paths.

APPLICATION

This inground lights are mainly used for areas such as building façades, monuments, architectural marks, landscape.

SPECIFICATION

	44-GROUNDSTAR 2105 42W	44-GROUNDSTAR 2105 60W
LED Chip	Cree	Cree
LED Driver	Built-in	Built-in
LED Quantity	12 pcs	12 pcs
Wattage	42W	60W
Lumen@Source*	5040 lm	7200 lm
CCT**	3000K / 4000K / 6500K	3000K / 4000K / 6500K
Beam Angle	8° / 12° / 20° / 30° / 60°	8° / 12° / 20° / 30° / 60°
CRI (Ra)	>80	>80
LED Life	50,000 hrs	50,000 hrs
Working Ambient Temperature	55°C	55°C

*Luminous Flux tolerance ±5% / **CCT Tolerance ±5%

Data is subject to change without notice.

44-GROUNDSTAR

LED INGROUND



SCHEMATIC

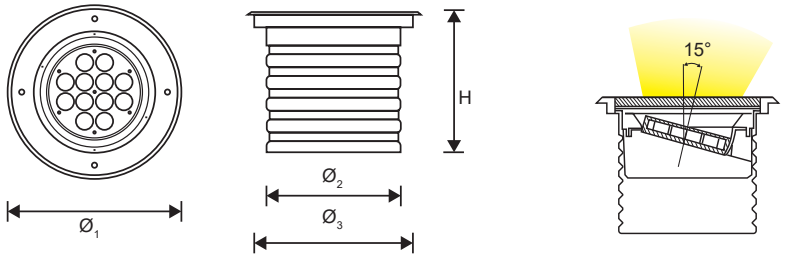

ORDERING CODE	Ø1	Ø2	Ø3	H
44-GROUNDSTAR 2105	330	243	301	265

Dimensions are in mm

ORDERING GUIDE

44-GROUNDSTAR 2105-42-830	42W	44-GROUNDSTAR 2105-60-830	60W
44-GROUNDSTAR 2105-42-840	42W	44-GROUNDSTAR 2105-60-840	60W
44-GROUNDSTAR 2105-42-865	42W	44-GROUNDSTAR 2105-60-865	60W

ORDERING EXAMPLE

44-GROUNDSTAR 2105-42-830/IP67

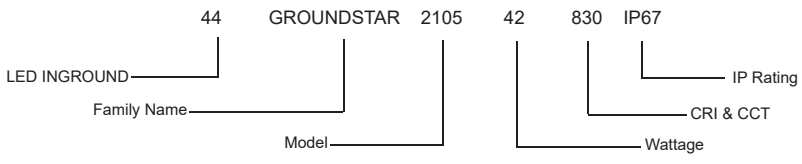

LED INGROUND GROUNDSTAR 2105-42-830/IP67

44-GROUNDSTAR

LED INGROUND



Housing High pressure die-cast aluminum with stainless steel faceplate

Diffuser Toughened glass

Light Source Cree

Benefits

- Light body is designed to increase heat dissipation space
- Instant on/off
- Surface has an anti-corrosion capability
- 50% less power consumption than traditional light sources
- Precise optic design provides exceptional light control and precise distribution of light

DESCRIPTION

GROUNDSTAR series are robust and compact luminaires use for outdoor applications. It provides ground level illumination by having the lights pointed up from the ground. The intent of such lights is to highlight points in the outdoor places such as architectural features or guide lights for walkways or paths.

APPLICATION

This inground lights are mainly used for areas such as building façades, monuments, architectural marks, landscape.

SPECIFICATION

	44-GROUNDSTAR 2120 3W
LED Chip	Cree
LED Driver	DC 24V - Meanwell
Wattage	3W
Lumen@Source*	300 lm
CCT**	3000K / 4000K / 6500K
Beam Angle	120°
CRI (Ra)	>80
LED Life	50,000 hrs
Working Ambient Temperature	55°C

*Luminous Flux tolerance ±5% / **CCT Tolerance ±5%

Data is subject to change without notice.

44-GROUNDSTAR

LED INGROUND



SCHEMATIC

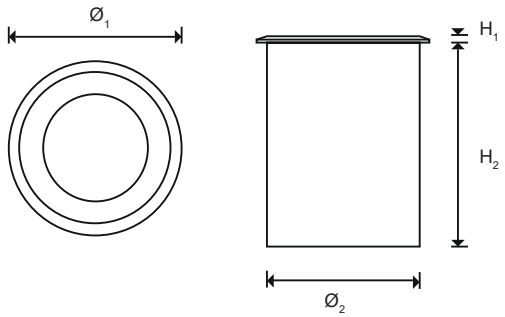

ORDERING CODE	Ø1	Ø2	H1	H2
44-GROUNDSTAR 2120	80	70	4	95

Dimensions are in mm

ORDERING GUIDE

44-GROUNDSTAR 2120-3-830	3W
44-GROUNDSTAR 2120-3-840	3W
44-GROUNDSTAR 2120-3-865	3W

ORDERING EXAMPLE

44-GROUNDSTAR 2120-3-830/IP67

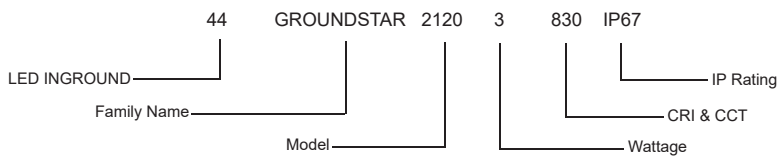

LED INGROUND GROUNDSTAR 2120-3-830/IP67

44-GROUNDSTAR

LED INGROUND

LITE-TECH
THE ULTIMATE SOLUTION FOR ILLUMINATION

EN 60598 | IP67 | IK08 | F | 12V DC | PF ≥ 0.9



Housing High pressure die-cast aluminum with stainless steel faceplate

Diffuser Toughened glass

Light Source Cree

Benefits

- Light body is designed to increase heat dissipation space
- Instant on/off
- Surface has an anti-corrosion capability
- 50% less power consumption than traditional light sources
- Precise optic design provides exceptional light control and precise distribution of light

Option RGB version available

DESCRIPTION

GROUNDSTAR series are robust and compact luminaires use for outdoor applications. It provides ground level illumination by having the lights pointed up from the ground. The intent of such lights is to highlight points in the outdoor places such as architectural features or guide lights for walkways or paths.

APPLICATION

This inground lights are mainly used for areas such as building façades, monuments, architectural marks, landscape.

SPECIFICATION

	44-GROUNDSTAR 2130 3.5W	44-GROUNDSTAR 2130 6W
LED Chip	Cree	Cree
LED Driver	DC 12V	DC 12V
LED Quantity	3 pcs	3 pcs
Wattage	3.5W	6W
Lumen@Source*	350 lm	600 lm
CCT**	3000K / 4000K / 6500K	3000K / 4000K / 6500K
Beam Angle	5° / 8° / 12.5° / 20° / 30° / 45° / 60°	5° / 8° / 12.5° / 20° / 30° / 45° / 60°
CRI (Ra)	>80	>80
LED Life	50,000 hrs	50,000 hrs
Working Ambient Temperature	55°C	55°C

*Luminous Flux tolerance ±5% / **CCT Tolerance ±5%

Data is subject to change without notice.

44-GROUNDSTAR

LED INGROUND



POLAR DIAGRAM

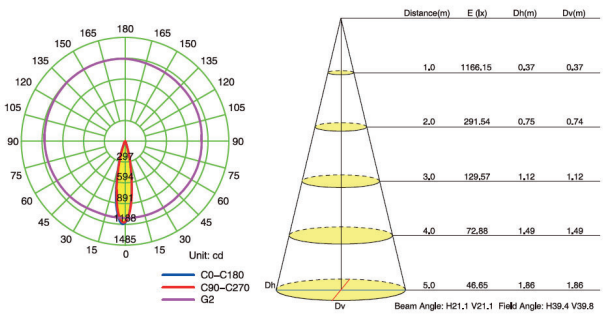

SCHEMATIC

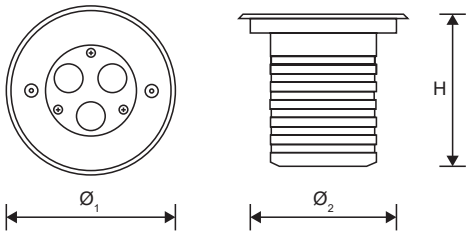

ORDERING CODE	Ø1	Ø2	H
44-GROUNDSTAR 2130	110	96	100

Dimensions are in mm

ORDERING GUIDE

44-GROUNDSTAR 2130-3.5-830	3.5W	44-GROUNDSTAR 2130-6-830	6W
44-GROUNDSTAR 2130-3.5-840	3.5W	44-GROUNDSTAR 2130-6-840	6W
44-GROUNDSTAR 2130-3.5-865	3.5W	44-GROUNDSTAR 2130-6-865	6W

ORDERING EXAMPLE

44-GROUNDSTAR 2130-6-830/IP67

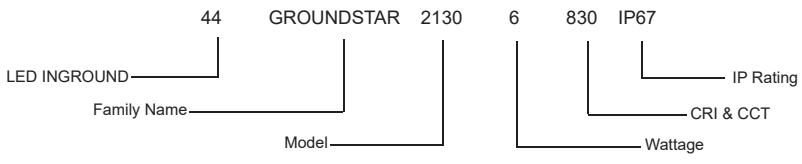

LED INGROUND GROUNDSTAR 2130-6-830/IP67

44-GROUNDSTAR

LED INGROUND

LITE-TECH
THE ULTIMATE SOLUTION FOR ILLUMINATION

EN 60598 | IP67 | IK08 | F | 24V DC | PF ≥ 0.9



Housing High pressure die-cast aluminum with stainless steel faceplate

Diffuser Toughened glass

Light Source Cree

Benefits

- Light body is designed to in-crease heat dissipation space
- Instant on/off
- Surface has an anti-corrosion capability
- 50% less power consumption than traditional light sources
- Precise optic design provides exceptional light control and precise distribution of light

Option RGB version available

DESCRIPTION

GROUNDSTAR series are robust and compact luminaires use for outdoor applications. It provides ground level illumination by having the lights pointed up from the ground. The intent of such lights is to highlight points in the outdoor places such as architectural features or guide lights for walkways or paths.

APPLICATION

This inground lights are mainly used for areas such as building façades, monuments, architectural marks, landscape.

SPECIFICATION

	44-GROUNDSTAR 2160 7W	44-GROUNDSTAR 2160 12W
LED Chip	Cree	Cree
LED Driver	DC 24V - Meanwell	DC 24V - Meanwell
LED Quantity	6 pcs	6 pcs
Wattage	7W	12W
Lumen@Source*	700 lm	1200 lm
CCT**	3000K / 4000K / 6500K	3000K / 4000K / 6500K
Beam Angle	5° / 8° / 12.5° / 20° / 30° / 45° / 60°	5° / 8° / 12.5° / 20° / 30° / 45° / 60°
CRI (Ra)	>80	>80
LED Life	50,000 hrs	50,000 hrs
Working Ambient Temperature	55°C	55°C

*Luminous Flux tolerance ±5% / **CCT Tolerance ±5%

Data is subject to change without notice.

44-GROUNDSTAR

LED INGROUND



SCHEMATIC

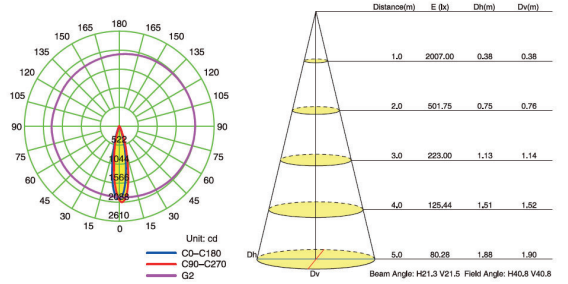

SCHEMATIC

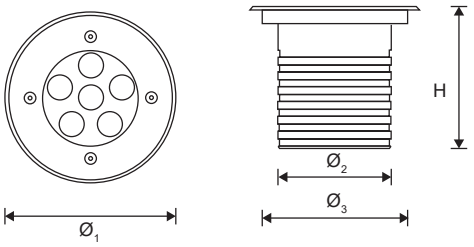

ORDERING CODE	Ø1	Ø2	Ø3	H
44-GROUNDSTAR 2160	130	92	118	115

Dimensions are in mm

ORDERING GUIDE

44-GROUNDSTAR 2160-7-830	7W	44-GROUNDSTAR 2160-12-830	12W
44-GROUNDSTAR 2160-7-840	7W	44-GROUNDSTAR 2160-12-840	12W
44-GROUNDSTAR 2160-7-865	7W	44-GROUNDSTAR 2160-12-865	12W

ORDERING EXAMPLE

44-GROUNDSTAR 2160-7-830/IP67

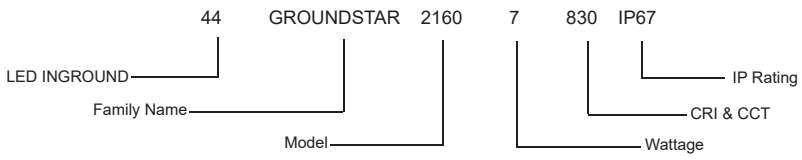

LED INGROUND GROUNDSTAR 2160-7-830/IP67

44-GROUNDSTAR

LED INGROUND

LITE-TECH
THE ULTIMATE SOLUTION FOR ILLUMINATION

EN 60598 | IP67 | IK08 | F | 24V DC | PF ≥ 0.9



Housing High pressure die-cast aluminum with stainless steel faceplate

Diffuser Toughened glass

Light Source Cree

Benefits

- Light body is designed to increase heat dissipation space
- Instant on/off
- Adjustable up to 15°
- Surface has an anti-corrosion capability
- 50% less power consumption than traditional light sources
- Precise optic design provides exceptional light control and precise distribution of light

Option RGB version available

DESCRIPTION

GROUNDSTAR series are robust and compact luminaires use for outdoor applications. It provides ground level illumination by having the lights pointed up from the ground. The intent of such lights is to highlight points in the outdoor places such as architectural features or guide lights for walkways or paths.

APPLICATION

This inground lights are mainly used for areas such as building façades, monuments, architectural marks, landscape.

SPECIFICATION

	44-GROUNDSTAR 2182 14W	44-GROUNDSTAR 2182 32W
LED Chip	Cree	Cree
LED Driver	DC 24V - Meanwell	DC 24V - Meanwell
LED Quantity	12 pcs	12 pcs
Wattage	14W	32W
Lumen@Source*	1400 lm	3200 lm
CCT**	3000K / 4000K / 6500K	3000K / 4000K / 6500K
Beam Angle	5° / 8° / 20° / 30° / 45° / 60° / 15x30°	5° / 8° / 20° / 30° / 45° / 60° / 15x30°
CRI (Ra)	>80	>80
LED Life	50,000 hrs	50,000 hrs
Working Ambient Temperature	55°C	55°C

*Luminous Flux tolerance ±5% / **CCT Tolerance ±5%

Data is subject to change without notice.

44-GROUNDSTAR

LED INGROUND



SCHEMATIC

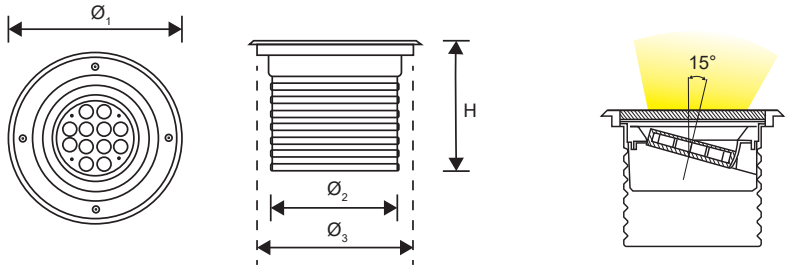

ORDERING CODE	Ø1	Ø2	Ø3	H
44-GROUNDSTAR 2182	260	192	235	196

Dimensions are in mm

ORDERING GUIDE

44-GROUNDSTAR 2182-14-830	14W	44-GROUNDSTAR 2182-32-830	32W
44-GROUNDSTAR 2182-14-840	14W	44-GROUNDSTAR 2182-32-840	32W
44-GROUNDSTAR 2182-14-865	14W	44-GROUNDSTAR 2182-32-865	32W

ORDERING EXAMPLE

44-GROUNDSTAR 2182-14-830/IP67

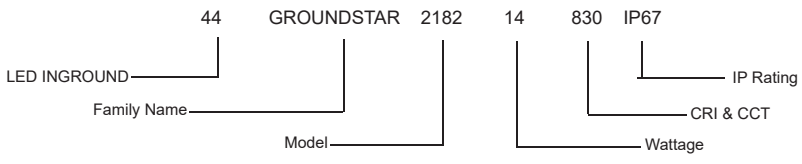

LED INGROUND GROUNDSTAR 2182-14-830/IP67

44-GROUNDSTAR

LED INGROUND

LITE-TECH
THE ULTIMATE SOLUTION FOR ILLUMINATION

EN 60598 | IP67 | IK08 | F | 24V DC | PF ≥ 0.9



Housing 6063 Aluminum alloy molding

Light Source Osram

Benefits

- Light body is designed to increase heat dissipation space
- Instant on/off
- Impact & friction resistant
- 50% less power consumption than traditional light sources
- Precise optic design provides exceptional light control and precise distribution of light

Option RGB version available

DESCRIPTION

GROUNDSTAR series are robust and compact luminaires use for outdoor applications. It provides ground level illumination by having the lights pointed up from the ground. The intent of such lights is to highlight points in the outdoor places such as architectural features or guide lights for walkways or paths.

APPLICATION

This inground lights are mainly used for areas such as building facades, monuments, architectural marks, landscape.

SPECIFICATION

	44-GROUNDSTAR 2340 10W	44-GROUNDSTAR 2340 15W
LED Chip	Osram	Osram
LED Driver	DC 24V - Meanwell	DC 24V - Meanwell
LED Quantity	288 pcs	288 pcs
Wattage	10W	15W
Lumen@Source*	1000 lm	1500 lm
CCT**	3000K / 4000K / 6500K	3000K / 4000K / 6500K
Beam Angle	>120°	>120°
CRI (Ra)	>80	>80
LED Life	50,000 hrs	50,000 hrs
Working Ambient Temperature	55°C	55°C

*Luminous Flux tolerance ±5% / **CCT Tolerance ±5%

Data is subject to change without notice.

44-GROUNDSTAR

LED INGROUND



SCHEMATIC



ORDERING CODE	L	W	H
44-GROUNDSTAR 2340	1000	12	71

Dimensions are in mm

ORDERING GUIDE

44-GROUNDSTAR 2340-10-830	10W	44-GROUNDSTAR 2340-15-830	15W
44-GROUNDSTAR 2340-10-840	10W	44-GROUNDSTAR 2340-15-840	15W
44-GROUNDSTAR 2340-10-865	10W	44-GROUNDSTAR 2340-15-865	15W

ORDERING EXAMPLE

44-GROUNDSTAR 2340-10-830/IP67

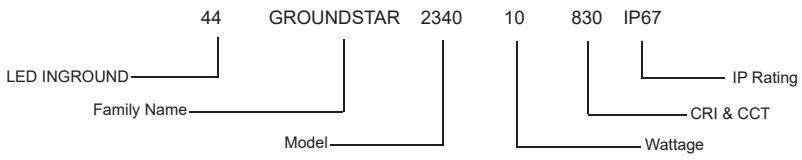

LED INGROUND GROUNDSTAR 2340-10-830/IP67

44-GROUNDSTAR

LED LINEAR INGROUND



Housing 6063 Aluminum alloy molding

Light Source Epistar

Benefits

- Light body is designed to increase heat dissipation space
- Instant on/off
- Impact & friction resistant
- 50% less power consumption than traditional light sources
- Precise optic design provides exceptional light control and precise distribution of light

Option RGB version available

DESCRIPTION

GROUNDSTAR series are robust and compact luminaires use for outdoor applications. It provides ground level illumination by having the lights pointed up from the ground. The intent of such lights is to highlight points in the outdoor places such as architectural features or guide lights for walkways or paths.

APPLICATION

This linear inground lights are mainly used for areas such as building facades, monuments, architectural marks, landscape.

SPECIFICATION

	44-GROUNDSTAR 2350 10W	44-GROUNDSTAR 2350 15W
LED Chip	Epistar	Epistar
LED Driver	DC 24V - Meanwell	DC 24V - Meanwell
LED Quantity	156 pcs	156 pcs
Wattage	10W	15W
Lumen@Source*	1000 lm	1500 lm
CCT**	3000K / 4000K / 6500K	3000K / 4000K / 6500K
Beam Angle	>120°	>120°
CRI (Ra)	>80	>80
LED Life	50,000 hrs	50,000 hrs
Working Ambient Temperature	55°C	55°C

*Luminous Flux tolerance ±5% / **CCT Tolerance ±5%

Data is subject to change without notice.

44-GROUNDSTAR

LED LINEAR INGROUND



SCHEMATIC

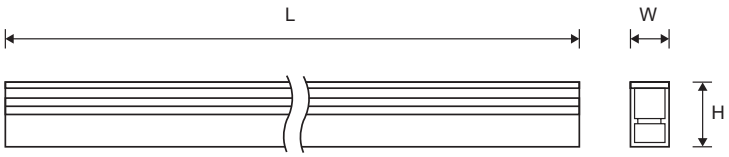

ORDERING CODE	L	W	H
44-GROUNDSTAR 2350	1000	30	50

Dimensions are in mm

ORDERING GUIDE

44-GROUNDSTAR 2350-10-830	10W	44-GROUNDSTAR 2350-15-830	15W
44-GROUNDSTAR 2350-10-840	10W	44-GROUNDSTAR 2350-15-840	15W
44-GROUNDSTAR 2350-10-865	10W	44-GROUNDSTAR 2350-15-865	15W

ORDERING EXAMPLE

44-GROUNDSTAR 2350-10-830/IP67

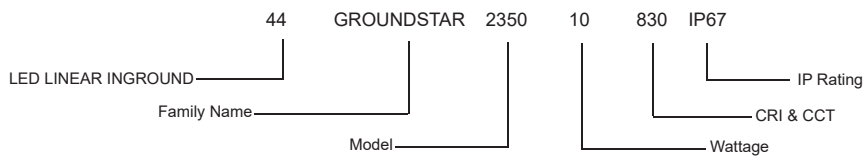

LED LINEAR INGROUND GROUNDSTAR 2350-10-830/IP67

44-GROUNDSTAR

LED LINEAR INGROUND

LITE-TECH
THE ULTIMATE SOLUTION FOR ILLUMINATION

EN 60598 | IP67 | IK08 | F | 24V DC | PF ≥ 0.9



Housing 6063 Aluminum alloy molding

Diffuser Toughened glass

Light Source Cree

Benefits

- Light body is designed to increase heat dissipation space
- Instant on/off
- Impact & friction resistant
- 50% less power consumption than traditional light sources
- Precise optic design provides exceptional light control and precise distribution of light

Option RGB version available

DESCRIPTION

GROUNDSTAR series are robust and compact luminaires use for outdoor applications. It provides ground level illumination by having the lights pointed up from the ground. The intent of such lights is to highlight points in the outdoor places such as architectural features or guide lights for walkways or paths.

APPLICATION

This linear inground lights are mainly used for areas such as building façades, monuments, architectural marks, landscape.

SPECIFICATION

	44-GROUNDSTAR 2360 7W (300 mm)	44-GROUNDSTAR 2360 11W (500 mm)	44-GROUNDSTAR 2360 21W (1000 mm)	44-GROUNDSTAR 2360 42W (1000 mm)
LED Chip	Cree	Cree	Cree	Cree
LED Driver	DC 24V - Meanwell	DC 24V - Meanwell	DC 24V - Meanwell	DC 24V - Meanwell
LED Quantity	6 pcs	9 pcs	18 pcs	36 pcs
Wattage	7W	11W	21W	42W
Lumen@Source*	700 lm	1100 lm	2100 lm	4200 lm
CCT**	3000K / 4000K / 6500K	3000K / 4000K / 6500K	3000K / 4000K / 6500K	3000K / 4000K / 6500K
Beam Angle	5° / 8° / 12.5° / 20° / 30° / 45° / 60° / 15x30° / 10x60°	5° / 8° / 12.5° / 20° / 30° / 45° / 60° / 15x30° / 10x60°	5° / 8° / 12.5° / 20° / 30° / 45° / 60° / 15x30° / 10x60°	5° / 8° / 12.5° / 20° / 30° / 45° / 60° / 15x30° / 10x60°
CRI (Ra)	>80	>80	>80	>80
LED Life	50,000 hrs	50,000 hrs	50,000 hrs	50,000 hrs
Working Ambient Temperature	55°C	55°C	55°C	55°C

*Luminous Flux tolerance ±5% / **CCT Tolerance ±5%

Data is subject to change without notice.

44-GROUNDSTAR

LED LINEAR INGROUND



SCHEMATIC

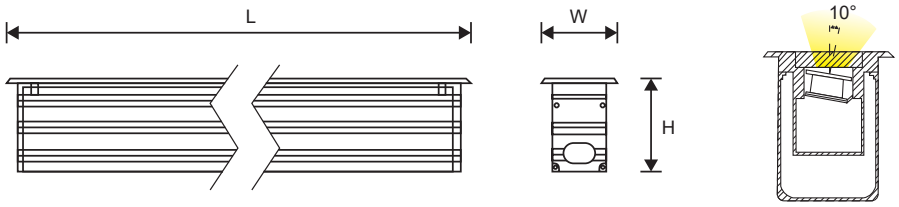

ORDERING CODE	L	W	H	cut-out (LxWxH)
44-GROUNDSTAR 2360 7W	300	80	104	292x70x100
44-GROUNDSTAR 2360 11W	500	80	104	492x70x100
44-GROUNDSTAR 2360 21W / 42W	1000	80	104	992x70x100

Dimensions are in mm

ORDERING GUIDE

44-GROUNDSTAR 2360-7-830	7W	44-GROUNDSTAR 2360-21-830	21W
44-GROUNDSTAR 2360-7-840	7W	44-GROUNDSTAR 2360-21-840	21W
44-GROUNDSTAR 2360-7-865	7W	44-GROUNDSTAR 2360-21-865	21W
44-GROUNDSTAR 2360-11-830	11W	44-GROUNDSTAR 2360-42-830	42W
44-GROUNDSTAR 2360-11-840	11W	44-GROUNDSTAR 2360-42-840	42W
44-GROUNDSTAR 2360-11-865	11W	44-GROUNDSTAR 2360-42-865	42W

ORDERING EXAMPLE

44-GROUNDSTAR 2360-11-830/IP67

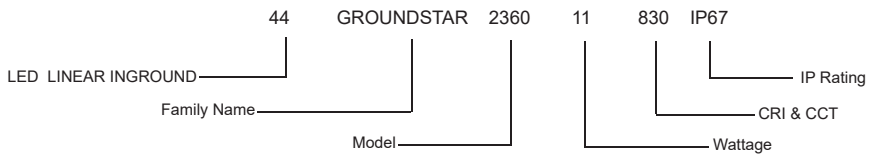

LED LINEAR INGROUND GROUNDSTAR 2360-11-830/IP67

44-GROUNDSTAR

LED INGROUND





Housing	Stainless steel cover + body
Diffuser	Tempered glass / PC
Light Source	Cree
Benefits	- Light body is designed to increase heat dissipation space - Instant on/off - Surface has an anti-corrosion capability - 50% less power consumption than traditional light sources - Precise optic design provides exceptional light control and precise distribution of light
Option	RGB version available

DESCRIPTION

GROUNDSTAR series are robust and compact luminaires use for outdoor applications. It provides ground level illumination by having the lights pointed up from the ground. The intent of such lights is to highlight points in the outdoor places such as architectural features or guide lights for walkways or paths.

APPLICATION

This inground lights are mainly used for areas such as building facades, monuments, architectural marks, landscape.

SPECIFICATION

	44-GROUNDSTAR 21010 0.1W
LED Chip	Cree
LED Driver	DC 12V - Meanwell
Wattage	0.1W
Lumen@Source*	10 lm
CCT**	3000K / 4000K / 6500K
CRI (Ra)	>80
LED Life	50,000 hrs
Working Ambient Temperature	55°C

*Luminous Flux tolerance ±5% / **CCT Tolerance ±5%

Data is subject to change without notice.

44-GROUNDSTAR

LED INGROUND



SCHEMATIC

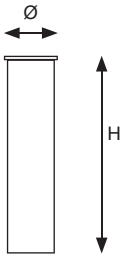

ORDERING CODE	Ø	H
44-GROUNDSTAR 21010	10	40

Dimensions are in mm

ORDERING GUIDE

44-GROUNDSTAR 21010-0.1-830	0.1W
44-GROUNDSTAR 21010-0.1-840	0.1W
44-GROUNDSTAR 21010-0.1-865	0.1W

ORDERING EXAMPLE

44-GROUNDSTAR 21010-0.1-830/IP67

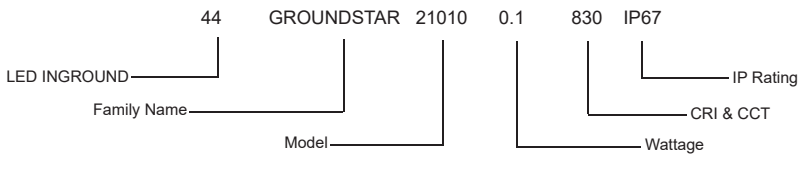

LED INGROUND GROUNDSTAR 21010-0.1-830/IP67

44-GROUNDSTAR

LED INGROUND



Housing Stainless steel cover + body

Diffuser Tempered glass / PC

Light Source Cree

Benefits

- Light body is designed to increase heat dissipation space
- Instant on/off
- Surface has an anti-corrosion capability
- 50% less power consumption than traditional light sources
- Precise optic design provides exceptional light control and precise distribution of light

Option RGB version available

DESCRIPTION

GROUNDSTAR series are robust and compact luminaires use for outdoor applications. It provides ground level illumination by having the lights pointed up from the ground. The intent of such lights is to highlight points in the outdoor places such as architectural features or guide lights for walkways or paths.

APPLICATION

This inground lights are mainly used for areas such as building facades, monuments, architectural marks, landscape.

SPECIFICATION

	44-GROUNDSTAR 21020 0.3W
LED Chip	Cree
LED Driver	DC 24V - Meanwell
Wattage	0.3W
Lumen@Source*	30 lm
CCT**	3000K / 4000K / 6500K
CRI (Ra)	>80
LED Life	50,000 hrs
Working Ambient Temperature	55°C

*Luminous Flux tolerance ±5% / **CCT Tolerance ±5%

Data is subject to change without notice.

44-GROUNDSTAR

LED INGROUND



SCHEMATIC

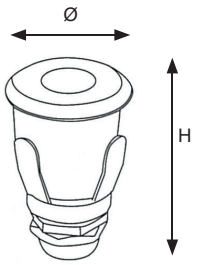

ORDERING CODE	Ø	H
44-GROUNDSTAR 21020	22	35

Dimensions are in mm

ORDERING GUIDE

44-GROUNDSTAR 21020-0.3-830	0.3W
44-GROUNDSTAR 21020-0.3-840	0.3W
44-GROUNDSTAR 21020-0.3-865	0.3W

ORDERING EXAMPLE

44-GROUNDSTAR 21020-0.3-830/IP67

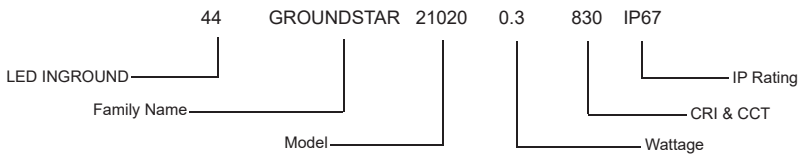

LED INGROUND GROUNDSTAR 21020-0.3-830/IP67

44-GROUNDSTAR

LED INGROUND

LITE-TECH
THE ULTIMATE SOLUTION FOR ILLUMINATION

EN 60598 | IP67 | IK08 | F | 24V DC | PF ≥ 0.9



Housing High pressure die-cast aluminum with stainless steel faceplate

Diffuser Toughened glass

Light Source Epistar

Benefits

- Light body is designed to increase heat dissipation space
- Instant on/off
- Surface has an anti-corrosion capability
- 50% less power consumption than traditional light sources
- Precise optic design provides exceptional light control and precise distribution of light

DESCRIPTION

GROUNDSTAR series are robust and compact luminaires use for outdoor applications. It provides ground level illumination by having the lights pointed up from the ground. The intent of such lights is to highlight points in the outdoor places such as architectural features or guide lights for walkways or paths.

APPLICATION

This inground lights are mainly used for areas such as building façades, monuments, architectural marks, landscape.

SPECIFICATION

	44-GROUNDSTAR 21030 0.5W
LED Chip	Epistar
LED Driver	DC 24V - Meanwell
LED Quantity	1 pc
Wattage	0.5W
Lumen@Source*	50 lm
CCT**	3000K / 4000K / 6500K
Beam Angle	120°
CRI (Ra)	>80
LED Life	50,000 hrs
Working Ambient Temperature	55°C

*Luminous Flux tolerance ±5% / **CCT Tolerance ±5%

Data is subject to change without notice.

44-GROUNDSTAR

LED INGROUND



SCHEMATIC

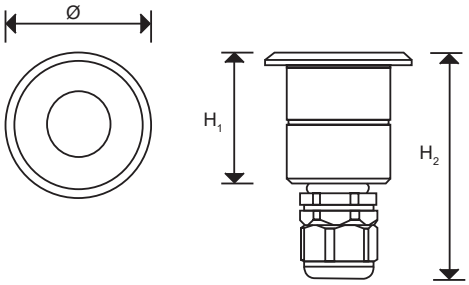

ORDERING CODE	Ø	H_1	H_2
44-GROUNDSTAR 21030	30	27	47

Dimensions are in mm

ORDERING GUIDE

44-GROUNDSTAR 21030-0.5-830	0.5W
44-GROUNDSTAR 21030-0.5-840	0.5W
44-GROUNDSTAR 21030-0.5-865	0.5W

ORDERING EXAMPLE

44-GROUNDSTAR 21030-0.5-830/IP67

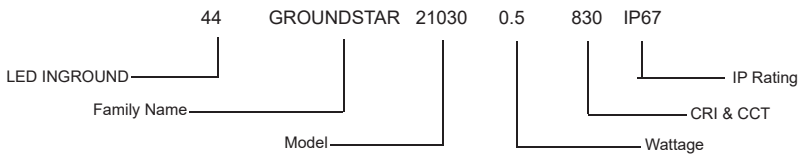

LED INGROUND GROUNDSTAR 21030-0.5-830/IP67

44-GROUNDSTAR

LED INGROUND



Housing Stainless steel cover + body

Diffuser Tempered glass / PC

Light Source Cree

Benefits

- Light body is designed to increase heat dissipation space
- Instant on/off
- Surface has an anti-corrosion capability
- 50% less power consumption than traditional light sources
- Precise optic design provides exceptional light control and precise distribution of light

Option RGB version available

DESCRIPTION

GROUNDSTAR series are robust and compact luminaires use for outdoor applications. It provides ground level illumination by having the lights pointed up from the ground. The intent of such lights is to highlight points in the outdoor places such as architectural features or guide lights for walkways or paths.

APPLICATION

This inground lights are mainly used for areas such as building facades, monuments, architectural marks, landscape.

SPECIFICATION

	44-GROUNDSTAR 21040 0.6W
LED Chip	Cree
LED Driver	DC 24V - Meanwell
Wattage	0.6W
Lumen@Source*	60 lm
CCT**	3000K / 4000K / 6500K
CRI (Ra)	>80
LED Life	50,000 hrs
Working Ambient Temperature	55°C

*Luminous Flux tolerance ±5% / **CCT Tolerance ±5%

Data is subject to change without notice.

44-GROUNDSTAR

LED INGROUND



SCHEMATIC

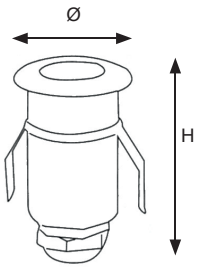

ORDERING CODE	Ø	H
44-GROUNDSTAR 21040	30	52

Dimensions are in mm

ORDERING GUIDE

44-GROUNDSTAR 21040-0.6-830	0.6W
44-GROUNDSTAR 21040-0.6-840	0.6W
44-GROUNDSTAR 21040-0.6-865	0.6W

ORDERING EXAMPLE

44-GROUNDSTAR 21040-0.6-830/IP67

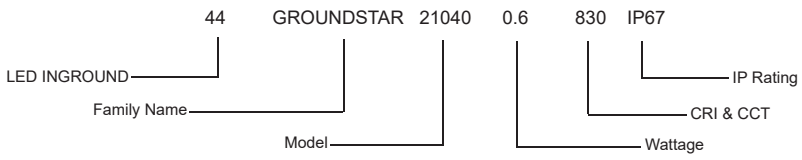

LED INGROUND GROUNDSTAR 21040-0.6-830/IP67

44-GROUNDSTAR

LED INGROUND

LITE-TECH
THE ULTIMATE SOLUTION FOR ILLUMINATION

EN 60598 | IP67 | IK08 | F | 24V DC | PF ≥ 0.9



Housing High pressure die-cast aluminum with stainless steel faceplate

Diffuser Toughened glass

Light Source Cree

Benefits

- Light body is designed to increase heat dissipation space
- Instant on/off
- Surface has an anti-corrosion capability
- 50% less power consumption than traditional light sources
- Precise optic design provides exceptional light control and precise distribution of light

Option RGB version available

DESCRIPTION

GROUNDSTAR series are robust and compact luminaires use for outdoor applications. It provides ground level illumination by having the lights pointed up from the ground. The intent of such lights is to highlight points in the outdoor places such as architectural features or guide lights for walkways or paths.

APPLICATION

This inground lights are mainly used for areas such as building facades, monuments, architectural marks, landscape.

SPECIFICATION

	44-GROUNDSTAR 21050 1.5W
LED Chip	Cree
LED Driver	DC 24V - Meanwell
LED Quantity	1 pc
Wattage	1.5W
Lumen@Source*	150 lm
CCT**	3000K / 4000K / 6500K
Beam Angle	12.5° / 20° / 30° / 45° / 120°
CRI (Ra)	>80
LED Life	50,000 hrs
Working Ambient Temperature	55°C

*Luminous Flux tolerance ±5% / **CCT Tolerance ±5%

Data is subject to change without notice.

44-GROUNDSTAR

LED INGROUND



SCHEMATIC

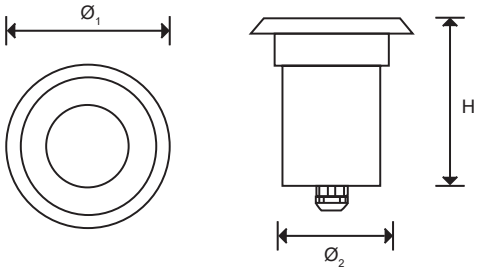

ORDERING CODE	Ø1	Ø2	H
44-GROUNDSTAR 21050	50	35	52

Dimensions are in mm

ORDERING GUIDE

44-GROUNDSTAR 21050-1.5-830	1.5W
44-GROUNDSTAR 21050-1.5-840	1.5W
44-GROUNDSTAR 21050-1.5-865	1.5W
44-GROUNDSTAR 21050-1.5-RGB	1.5W

ORDERING EXAMPLE

44-GROUNDSTAR 21050-1.5-830/IP67

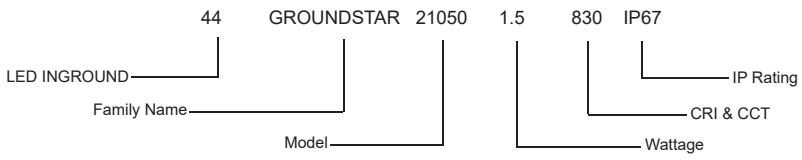

LED INGROUND GROUNDSTAR 21050-1.5-830/IP67

44-GROUNDSTAR

LED INGROUND

EN 60598 | IP67 | IK08 | F | 24V DC | PF ≥ 0.9



Housing Stainless steel cover + body

Diffuser Tempered glass / PC

Light Source Cree

Benefits

- Light body is designed to increase heat dissipation space
- Instant on/off
- Surface has an anti-corrosion capability
- 50% less power consumption than traditional light sources
- Precise optic design provides exceptional light control and precise distribution of light

Option RGB version available

DESCRIPTION

GROUNDSTAR series are robust and compact luminaires use for outdoor applications. It provides ground level illumination by having the lights pointed up from the ground. The intent of such lights is to highlight points in the outdoor places such as architectural features or guide lights for walkways or paths.

APPLICATION

This inground lights are mainly used for areas such as building facades, monuments, architectural marks, landscape.

SPECIFICATION

	44-GROUNDSTAR 21060 A 1W	44-GROUNDSTAR 21060 B 1W	44-GROUNDSTAR 21060 C 1W
LED Chip	Cree	Cree	Cree
LED Driver	DC 24V - Meanwell	DC 24V - Meanwell	DC 24V - Meanwell
Wattage	1W	1W	1W
Lumen@Source*	100 lm	100 lm	100 lm
CCT**	3000K / 4000K / 6500K	3000K / 4000K / 6500K	3000K / 4000K / 6500K
CRI (Ra)	>80	>80	>80
LED Life	50,000 hrs	50,000 hrs	50,000 hrs
Working Ambient Temperature	55°C	55°C	55°C

*Luminous Flux tolerance ±5% / **CCT Tolerance ±5%

Data is subject to change without notice.

44-GROUNDSTAR

LED INGROUND



SCHEMATIC

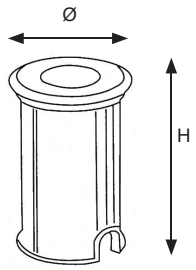

ORDERING CODE	Ø	H
44-GROUNDSTAR 21060 A	42	73
44-GROUNDSTAR 21060 B	52	80
44-GROUNDSTAR 21060 C	62	90

Dimensions are in mm

ORDERING GUIDE

44-GROUNDSTAR 21060-A-1-830	1W	44-GROUNDSTAR 21060-B-1-830	1W	44-GROUNDSTAR 21060-C-1-830	1W
44-GROUNDSTAR 21060-A-1-840	1W	44-GROUNDSTAR 21060-B-1-840	1W	44-GROUNDSTAR 21060-C-1-840	1W
44-GROUNDSTAR 21060-A-1-865	1W	44-GROUNDSTAR 21060-B-1-865	1W	44-GROUNDSTAR 21060-C-1-865	1W

ORDERING EXAMPLE

44-GROUNDSTAR 21060-A-1-830/IP67

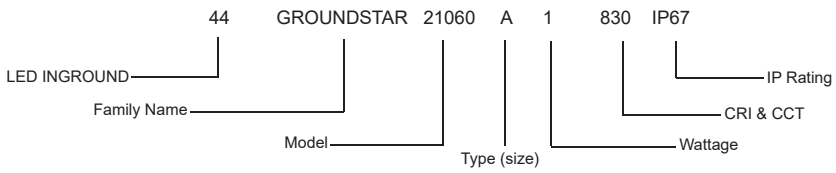

LED INGROUND GROUNDSTAR 21060-A-1-830/IP67





LED STEP LIGHT

45-STEPSTAR

LED STEPLIGHT

LITE-TECH
THE ULTIMATE SOLUTION FOR ILLUMINATION

EN 60598 | IP65 | IK09 | F | 100-240V 50 / 60 Hz | PF ≥ 0.9



1821D



1822A



1822B

Housing	Die-cast aluminum
Diffuser	Tempered glass
Gasket	Silicon rubber
Light Source	Lite-Tech LED module powered by Lumiled
Benefits	- Excellent thermal performance - Reduces the lamp surface temperature - Recessing box included - Cost effective - Environment friendly



DESCRIPTION

STEPSTAR series for indoor and outdoor use, primarily installed into stairways to improve safety and adds a rich and inviting ambiance to your space. With the use of LED lighting, this will reduce power consumption which help to save both environment and money on your power bill.

APPLICATION

STEPSTAR can be used to enhance the lighting of the landscape, for commercial exterior lighting, stairways/pathways, or simply for security purposes.

SPECIFICATION

	45-STEPSTAR 1821D 12W	45-STEPSTAR 1822A 8W	45-STEPSTAR 1822B 8W
LED Chip	Lumiled	Lumiled	Lumiled
LED Driver	Philips	Philips	Philips
Wattage	12W	8W	8W
Lumen@Source*	1560 lm	1040 lm	1040 lm
CCT**	3000K / 4000K / 6500K	3000K / 4000K / 6500K	3000K / 4000K / 6500K
CRI (Ra)	>80 and 3 SDCM	>80 and 3 SDCM	>80 and 3 SDCM
LED Life	50,000 hrs / L70	50,000 hrs / L70	50,000 hrs / L70
Working Ambient Temperature	55°C	55°C	55°C

*Luminous Flux tolerance ±5% / **CCT Tolerance ±5%

Data is subject to change without notice.

45-STEPSTAR

LED STEPLIGHT



POLAR DIAGRAM

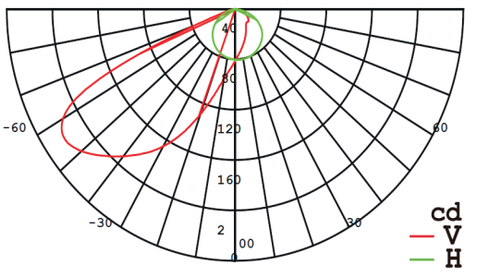

SCHEMATIC

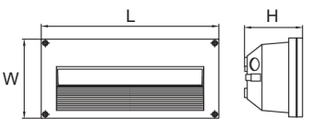

ORDERING CODE	L	W	H
45-STEPSTAR 1821D	227	125	82
45-STEPSTAR 1822A	253	70	95
45-STEPSTAR 1822B	253	70	95

Dimensions are in mm

ORDERING GUIDE

45-STEPSTAR 1821D-LTP12-830	12W	45-STEPSTAR 1822A-LTP8-830	8W	45-STEPSTAR 1822B-LTP8-830	8W
45-STEPSTAR 1821D-LTP12-840	12W	45-STEPSTAR 1822A-LTP8-840	8W	45-STEPSTAR 1822B-LTP8-840	8W
45-STEPSTAR 1821D-LTP12-865	12W	45-STEPSTAR 1822A-LTP8-865	8W	45-STEPSTAR 1822B-LTP8-865	8W

ORDERING EXAMPLE

45-STEPSTAR 1821D-LTP12-830/IP65

45 STEPSTAR 1821D LTP12 830 IP65

- 45 — LED Step light
- STEPSTAR — Family Name
- 1821D — Model
- LTP12 — LED Module & Wattage
- 830 — CRI & CCT
- IP65 — IP Rating

LED STEPLIGHT STEPSTAR 1821D-LTP12-830/IP65




LED WALL LIGHT

46-WALLSTAR

LED WALL LIGHT

LITE-TECH
THE ULTIMATE SOLUTION FOR ILLUMINATION

EN 60598 | IP65 | IK10 | F | 220-240V 50 / 60 Hz | PF ≥ 0.9



Housing Body and diffuser frame are made from heavy duty high corrosion resistant die cast aluminium alloy, pre-treated, and coated with high corrosion resistant and anti-aging resistant epoxy polyester powder in black color. Body and frame are hinged together and secured with two stainless steel screws. Glass diffuser is held to the frame by means of stainless steel fasteners. Assembled luminaire is fastened by means of stainless steel screws and durable rubber silicon gasket to seal out water and dust to (IP65).

Diffuser High impact heat resistant Borosilicate glass lens.

Light Source Lite-Tech LED module powered by Lumiled

Benefits
- Energy efficient
- Environmental friendly
- Low maintenance

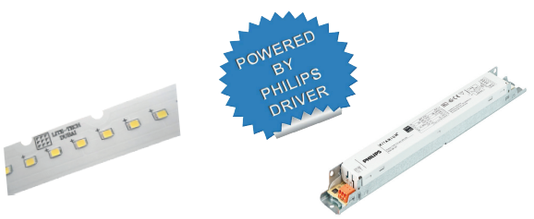

DESCRIPTION

LED Wall lights provide necessary illumination for security, accent architectural features or serve as a decor all on their own. Using wall lights in place of overhead lighting creates a more atmospheric effect and can alleviate glare.

APPLICATION

Suitable in porch and any exterior walls that requires security while adding ambiance.

SPECIFICATION

	46-WALLSTAR 1045 36W	46-WALLSTAR 1046 50W	46-WALLSTAR 1047 75W
LED Chip	Lumiled	Lumiled	Lumiled
LED Driver	Philips	Philips	Philips
Wattage	36W	50W	75W
Lumen@Source*	4680 lm	6500 lm	9750 lm
CCT**	3000K / 4000K / 6500K	3000K / 4000K / 6500K	3000K / 4000K / 6500K
CRI (Ra)	>80 and 3 SDCM	>80 and 3 SDCM	>80 and 3 SDCM
LED Life	50,000 hrs / L70	50,000 hrs / L70	50,000 hrs / L70
Working Ambient Temperature	55°C	55°C	55°C

*Luminous Flux tolerance ±5% / **CCT Tolerance ±5%

Data is subject to change without notice.

46-WALLSTAR

LED WALL LIGHT



POLAR DIAGRAM

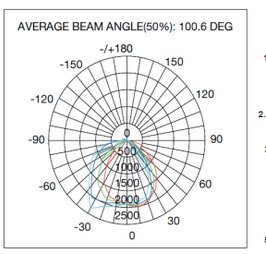

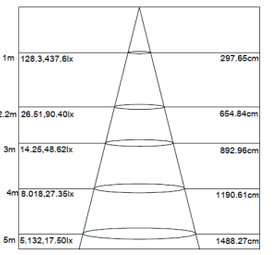

ADDITIONAL OPTIONS

Silver grey

White

Black

SCHEMATIC

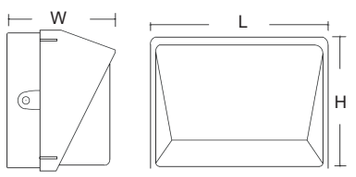

ORDERING CODE	L	W	H
46-WALLSTAR-1045	335	200	250
46-WALLSTAR-1046	465	230	240
46-WALLSTAR-1047	465	230	330

Dimensions are in mm

ORDERING GUIDE

46-WALLSTAR-1045-LTP36-830	36W	46-WALLSTAR-1046-LTP50-830	50W	46-WALLSTAR-1047-LTP75-830	75W
46-WALLSTAR-1045-LTP36-840	36W	46-WALLSTAR-1046-LTP50-840	50W	46-WALLSTAR-1047-LTP75-840	75W
46-WALLSTAR-1045-LTP36-865	36W	46-WALLSTAR-1046-LTP50-865	50W	46-WALLSTAR-1047-LTP75-865	75W

ORDERING EXAMPLE

46-WALLSTAR-1045-LTP36-830/IP65

46 WALLSTAR 1045 LTP36 830 IP65

- 46 — LED WALL LIGHT
- WALLSTAR — Family Name
- 1045 — Model
- LTP36 — LED Module & Wattage
- 830 — CRI & CCT
- IP65 — IP Rating

LED WALL LIGHT WALLSTAR-1045-LTP36-830/IP65

46-WALLSTAR

LED WALL LIGHT



LB254

Housing	Die-cast aluminum
Diffuser	Opal &Clear Polycarbonate
Light Source	Lite-Tech LED module powered by Lumiled
Benefits	- Easy to install - Energy efficient - Uniform illumination with high visual comfort - High luminous efficiency

DESCRIPTION

A series of high quality LED fixtures that comes in different shapes and sizes, wall mounted bulkhead is a combination of aesthetic design and optimum illumination performance ideal for numerous indoor and outdoor applications.

APPLICATION

Suitable in areas such as entrances, corridors, balconies, perimeters, staircases, security areas.

SPECIFICATION

	46-WALLSTAR LB254 2X10W
LED Chip	Lumiled
LED Driver	In Built
Wattage	2x10W
Lumen*	1230 lm
CCT**	3000K / 4000K / 6500K
CRI (Ra)	>80 and 3 SDCM
LED Life	50,000 hrs / L70
Working Ambient Temperature	55°C

*Luminous Flux tolerance ±5% / **CCT Tolerance ±5%

Data is subject to change without notice.

46-WALLSTAR

LED WALL LIGHT



ADDITIONAL OPTIONS

- Black
- Silver grey
- White

SCHEMATIC

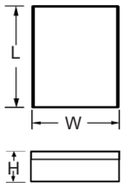

ORDERING CODE	L	W	H
46-WALLSTAR-LB254	120	120	130

Dimensions are in mm

ORDERING GUIDE

46-WALLSTAR-LB254-2X10-830	20W
46-WALLSTAR-LB254-2X10-840	20W
46-WALLSTAR-LB254-2X10-865	20W

ORDERING EXAMPLE

46-WALLSTAR-LB254-2X10W-830/IP65



LED WALLSTAR -LB254-2X10W-830/IP65

46-WALLSTAR

LED WALL LIGHT

LITE-TECH
THE ULTIMATE SOLUTION FOR ILLUMINATION

EN 60598 | IP65 | IK10 | F | 220-240V 50 / 60 Hz | PF ≥ 0.9



4220B



4220A

Housing	Die-cast aluminum
Diffuser	Tempered glass
Finish Color	Black
Light Source	COB LED
Benefits	- High quality water-proof connectors - Silicon rubber sealing ring - Strengthened glass, water-proof, dust-proof, anti leakage, and corrosion resistance - Strong & durable, small size, and low power consumption - High efficiency environmental protection

DESCRIPTION

LED Wall lights provide necessary illumination for security, accent architectural features or serve as a decor all on their own. Using wall lights in place of overhead lighting creates a more atmospheric effect and can alleviate glare.

APPLICATION

Suitable in porch and any exterior walls that requires security while adding ambiance.

SPECIFICATION

	46-WALLSTAR 4220B 1X10W	46-WALLSTAR 4220A 2X10W
LED Chip	Osram	Osram
LED Driver	Eaglerise	Eaglerise
Wattage	1x10W	2x10W
Lumen@Source*	1x1000 lm	2x1000 lm
CCT**	3000K / 4000K / 6500K	3000K / 4000K / 6500K
Beam angle	38°	38°
CRI (Ra)	>80 and 5 SDCM	>80 and 5 SDCM
LED Life	50,000 hrs / L70	50,000 hrs / L70
Working Ambient Temperature	55°C	55°C

*Luminous Flux tolerance ±5% / **CCT Tolerance ±5%

Data is subject to change without notice.

46-WALLSTAR

LED WALL LIGHT



POLAR DIAGRAM

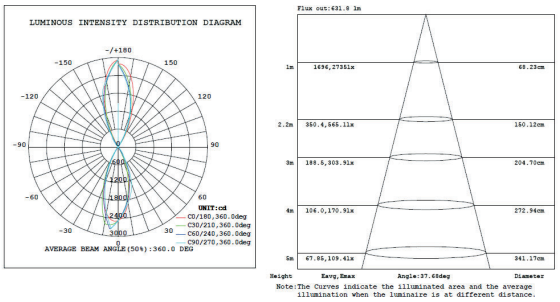

ADDITIONAL OPTIONS

Grey

White

SCHEMATIC

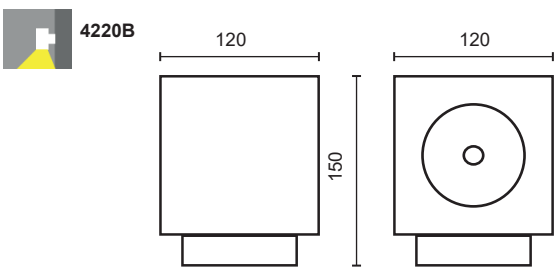

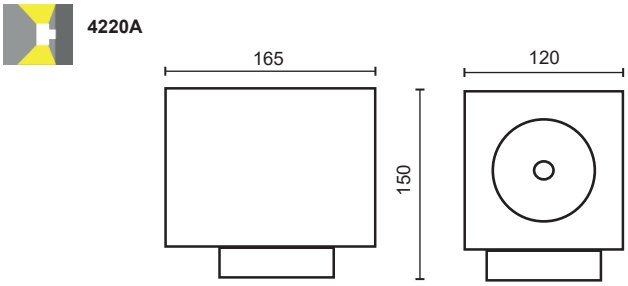

All dimensions are in mm

ORDERING GUIDE

46-WALLSTAR-4220B-1X10-830	10W	46-WALLSTAR-4220A-2X10-830	20W
46-WALLSTAR-4220B-1X10-840	10W	46-WALLSTAR-4220A-2X10-840	20W
46-WALLSTAR-4220B-1X10-865	10W	46-WALLSTAR-4220A-2X10-865	20W

ORDERING EXAMPLE

46-WALLSTAR-4220A-2X10-830/IP65

46	WALLSTAR	4220A	2X10	830	IP65
LED WALL LIGHT	Family Name	Model	LED Module & Wattage	CRI & CCT	IP Rating

LED WALL LIGHT WALLSTAR-4220A-2X10-830/IP65

46-WALLSTAR

LED WALL LIGHT

LITE-TECH
THE ULTIMATE SOLUTION FOR ILLUMINATION

EN 60598 | IP65 | IK10 | F | 220-240V 50 / 60 Hz | PF ≥ 0.9



6015B



6015A

Housing	Aluminum alloy
Diffuser	Tempered glass
Finish Color	White
Light Source	COB LED
Benefits	- High quality water-proof connectors - Silicon rubber sealing ring - Strengthened glass, water-proof, dust-proof, anti leakage, and corrosion resistance - Strong & durable, small size, and low power consumption - High efficiency environmental protection



DESCRIPTION

LED Wall lights provide necessary illumination for security, accent architectural features or serve as a decor all on their own. Using wall lights in place of overhead lighting creates a more atmospheric effect and can alleviate glare.

APPLICATION

Suitable in porch and any exterior walls that requires security while adding ambiance.

SPECIFICATION

	46-WALLSTAR 6015B 1X15W	46-WALLSTAR 6015A 2X15W
LED Chip	Samsung	Samsung
LED Driver	Philips	Philips
Wattage	1x15W	2x15W
Lumen@Source*	1x1950 lm	2x1950 lm
CCT**	3000K / 4000K / 6500K	3000K / 4000K / 6500K
Beam angle	34°	34°
CRI (Ra)	>80 and 5 SDCM	>80 and 5 SDCM
LED Life	50,000 hrs / L70	50,000 hrs / L70
Working Ambient Temperature	55°C	55°C

*Luminous Flux tolerance ±5% / **CCT Tolerance ±5%

Data is subject to change without notice.

46-WALLSTAR

LED WALL LIGHT



POLAR DIAGRAM

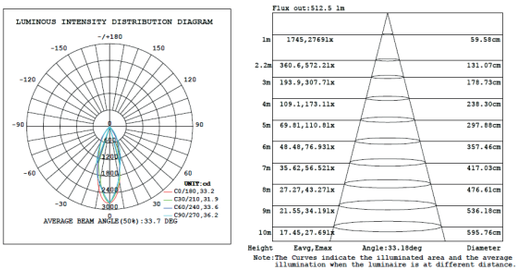

ADDITIONAL OPTIONS

Grey Black White

SCHEMATIC

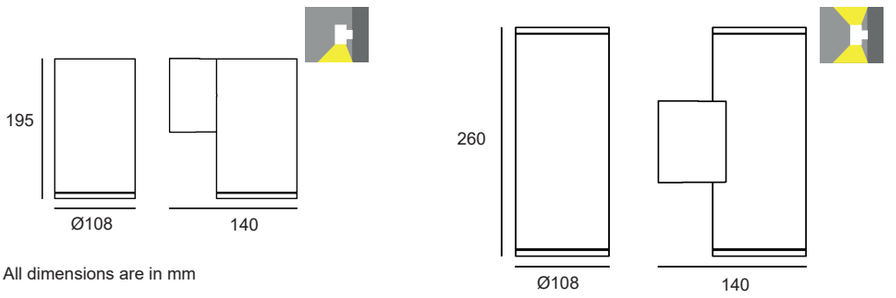

All dimensions are in mm

ORDERING GUIDE

46-WALLSTAR-6015B-1X15-830	15W	46-WALLSTAR-6015A-2X15-830	30W
46-WALLSTAR-6015B-1X15-840	15W	46-WALLSTAR-6015A-2X15-840	30W
46-WALLSTAR-6015B-1X15-865	15W	46-WALLSTAR-6015A-2X15-865	30W

ORDERING EXAMPLE

46-WALLSTAR-6015A-2X15-830/IP65



LED WALL LIGHT WALLSTAR-6015A-2X15-830/IP65



LED WALL WASHER



46-WALLSTAR

LED WALL WASHER

LITE-TECH
THE ULTIMATE SOLUTION FOR ILLUMINATION

EN 60598 | IP65 | IK10 | F | 220-240V / 24V DC* | PF ≥ 0.9



Housing	Extruded aluminum
Diffuser	Glass
Connections	male & female cable
Light Source	Cree
Benefits	- High quality water-proof connectors - Convection cooling - Strengthened glass, water-proof, dust-proof, anti leakage, and corrosion resistance - Strong, durable, and low power consumption - High efficiency environmental protection

DESCRIPTION

LED Wall washer illuminate surfaces for accent architectural purposes. With uniform brightness that reflects from the wall surfaces, it brings bright and soft light that is easy on the eyes and yet will definitely grab attention.

APPLICATION

Suitable for exterior walls, monuments and other areas that need accent lighting.

SPECIFICATION

	46-WALLSTAR 105 18W	46-WALLSTAR 105 24W
LED Chip	CREE	CREE
LED Driver	AC / DC 24V	AC / DC 24V
Wattage	18W	24W
Lumen@Source*	1800 lm	2400 lm
CCT**	2700K / 3000K / 4000K / 6500K	2700K / 3000K / 4000K / 6500K
Beam angle	60°	60°
CRI (Ra)	>80 and 5 SDCM	>80 and 5 SDCM
LED Life	50,000 hrs / L70	50,000 hrs / L70
Working Ambient Temperature	55°C	55°C

*Luminous Flux tolerance ±5% / **CCT Tolerance ±5%

Data is subject to change without notice.

*24V DC Optional

46-WALLSTAR

LED WALL WASHER



SCHEMATIC

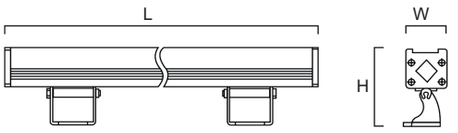

ORDERING CODE	L	W	H
46-WALLSTAR-105	1000	37	66

Dimensions are in mm

ORDERING GUIDE

46-WALLSTAR-105-18-827	18W	46-WALLSTAR-105-24-827	24W
46-WALLSTAR-105-18-830	18W	46-WALLSTAR-105-24-830	24W
46-WALLSTAR-105-18-840	18W	46-WALLSTAR-105-24-840	24W
46-WALLSTAR-105-18-865	18W	46-WALLSTAR-105-24-865	24W

ORDERING EXAMPLE

46-WALLSTAR-105-18-830/IP65

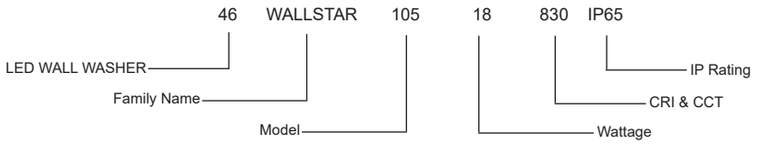

LED WALL WASHER WALLSTAR-105-18-830/IP65

46-WALLSTAR

LED WALL WASHER

LITE-TECH
THE ULTIMATE SOLUTION FOR ILLUMINATION

EN 60598 | IP66 | IK08 | F | 220-240V / 24V DC* | PF ≥ 0.9



Housing	Extruded aluminum
Diffuser	Glass
Connections	male & female cable
Light Source	Cree
Benefits	- High quality water-proof connectors - Convection cooling - Strengthened glass, water-proof, dust-proof, anti leakage, and corrosion resistance - Strong, durable, and low power consumption - High efficiency environmental protection

DESCRIPTION

LED Wall washer illuminate surfaces for accent architectural purposes. With uniform brightness that reflects from the wall surfaces, it brings bright and soft light that is easy on the eyes and yet will definitely grab attention.

APPLICATION

Suitable for exterior walls, monuments and other areas that need accent lighting.

SPECIFICATION

	46-WALLSTAR 107 18W	46-WALLSTAR 107 24W
LED Chip	CREE	CREE
LED Driver	AC / DC 24V	AC / DC 24V
Wattage	18W	24W
Lumen@Source*	1800 lm	2400 lm
CCT**	2700K / 3000K / 4000K / 6500K	2700K / 3000K / 4000K / 6500K
Beam angle	60°	60°
CRI (Ra)	>80 and 5 SDCM	>80 and 5 SDCM
LED Life	50,000 hrs / L70	50,000 hrs / L70
Working Ambient Temperature	55°C	55°C

*Luminous Flux tolerance ±5% / **CCT Tolerance ±5%

Data is subject to change without notice.

*24V DC Optional

46-WALLSTAR

LED WALL WASHER



SCHEMATIC

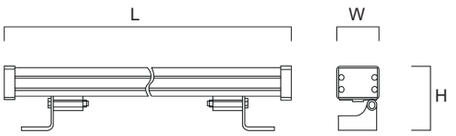

ORDERING CODE	L	W	H
46-WALLSTAR-107	1000	43	63

Dimensions are in mm

ORDERING GUIDE

46-WALLSTAR-107-18-827	18W	46-WALLSTAR-107-24-827	24W
46-WALLSTAR-107-18-830	18W	46-WALLSTAR-107-24-830	24W
46-WALLSTAR-107-18-840	18W	46-WALLSTAR-107-24-840	24W
46-WALLSTAR-107-18-865	18W	46-WALLSTAR-107-24-865	24W

ORDERING EXAMPLE

46-WALLSTAR-107-18-830/IP66

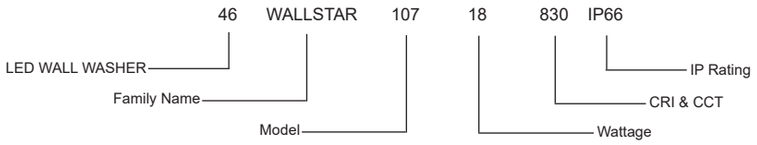

LED WALL WASHER WALLSTAR-107-18-830/IP66

46-WALLSTAR

LED WALL WASHER

LITE-TECH
THE ULTIMATE SOLUTION FOR ILLUMINATION

EN 60598 | IP67 | IK10 | F | 220-240V / 24V DC* | PF ≥ 0.9



Housing Extruded aluminum

Diffuser Glass

Light Source Cree

Benefits

- Adjustable bracket
- Condensation prevention
- Strengthened glass, water-proof, dust-proof, anti leakage, and corrosion resistance
- Strong, durable, and low power consumption
- High efficiency environmental protection

DESCRIPTION

LED Wall washer illuminate surfaces for accent architectural purposes. With uniform brightness that reflects from the wall surfaces, it brings bright and soft light that is easy on the eyes and yet will definitely grab attention.

APPLICATION

Suitable for wall grazing on building facades and surroundings, and highlighting objects in the public areas.

SPECIFICATION

	46-WALLSTAR 112 48W
LED Chip	CREE
LED Driver	AC / DC 24V
Wattage	48W
Lumen@Source*	4800 lm
CCT**	2700K / 3000K / 4000K / 6500K
Beam angle	60°
CRI (Ra)	>80 and 5 SDCM
LED Life	50,000 hrs / L70
Working Ambient Temperature	55°C

*Luminous Flux tolerance ±5% / **CCT Tolerance ±5%

Data is subject to change without notice.

*24V DC Optional

46-WALLSTAR

LED WALL WASHER



SCHEMATIC

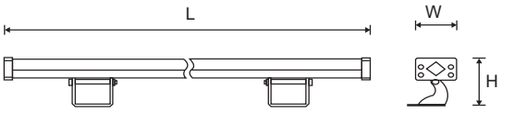

ORDERING CODE	L	W	H
46-WALLSTAR-112	1000	48	76

Dimensions are in mm

ORDERING GUIDE

46-WALLSTAR-112-48-827	48W
46-WALLSTAR-112-48-830	48W
46-WALLSTAR-112-48-840	48W
46-WALLSTAR-112-48-865	48W

ORDERING EXAMPLE

46-WALLSTAR-112-48-830/IP67

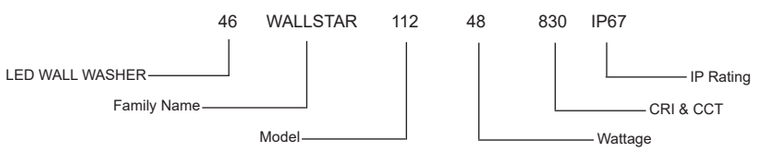

LED WALL WASHER WALLSTAR-112-48-830/IP67

46-WALLSTAR

LED WALL WASHER

LITE-TECH
THE ULTIMATE SOLUTION FOR ILLUMINATION

EN 60598 | IP67 | IK10 | F | 220-240V / 24V DC* | PF ≥ 0.9



Housing Extruded aluminum

Diffuser Glass

Connections male & female cable

Light Source Cree

Benefits

- High quality water-proof connectors
- Convection cooling
- Strengthened glass, water-proof, dust-proof, anti leakage, and corrosion resistance
- Strong, durable, and low power consumption
- High efficiency environmental protection

DESCRIPTION

LED Wall washer illuminate surfaces for accent architectural purposes. With uniform brightness that reflects from the wall surfaces, it brings bright and soft light that is easy on the eyes and yet will definitely grab attention.

APPLICATION

Suitable for exterior walls, monuments and other areas that need accent lighting.

SPECIFICATION

	46-WALLSTAR 116 18W	46-WALLSTAR 116 24W
LED Chip	CREE	CREE
LED Driver	AC / DC 24V	AC / DC 24V
Wattage	18W	24W
Lumen@Source*	1800 lm	2400 lm
CCT**	2700K / 3000K / 4000K / 6500K	2700K / 3000K / 4000K / 6500K
Beam angle	60°	60°
CRI (Ra)	>80 and 5 SDCM	>80 and 5 SDCM
LED Life	50,000 hrs / L70	50,000 hrs / L70
Working Ambient Temperature	55°C	55°C

*Luminous Flux tolerance ±5% / **CCT Tolerance ±5%

Data is subject to change without notice.

*24V DC Optional

46-WALLSTAR

LED WALL WASHER



SCHEMATIC

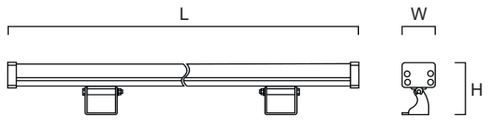

ORDERING CODE	L	W	H
46-WALLSTAR-116	1000	41	62

Dimensions are in mm

ORDERING GUIDE

46-WALLSTAR-116-18-827	18W	46-WALLSTAR-116-24-827	24W
46-WALLSTAR-116-18-830	18W	46-WALLSTAR-116-24-830	24W
46-WALLSTAR-116-18-840	18W	46-WALLSTAR-116-24-840	24W
46-WALLSTAR-116-18-865	18W	46-WALLSTAR-116-24-865	24W

ORDERING EXAMPLE

46-WALLSTAR-116-18-830/IP67

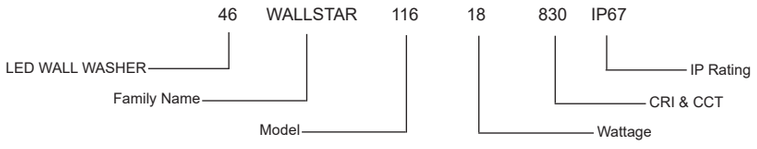

LED WALL WASHER WALLSTAR-116-18-830/IP67




LED ROAD LIGHT

48-ROADSTAR

LED ROAD LIGHT

LITE-TECH
THE ULTIMATE SOLUTION FOR ILLUMINATION

EN 60598 | IP65 | IK08 | F | 220-240V 50 / 60 Hz | PF ≥ 0.9 | S.Cx 0.134m² | S.Cx 0.166m² | S.Cx 0.211m² | S.Cx 0.271m²



Housing	Die-cast aluminum
Diffuser	Tempered glass + lens
Light Source	Lite-Tech LED module powered by Lumiled
Wind Force	45 m/s
Benefits	- High impact and corrosion resistance - Separate compartment for driver - One piece die-cast aluminum - Easy maintenance



Light Source

DESCRIPTION

The family consists of four sizes and uses a Samsung or Nichia standardized design LED chip as light source and a Philips Xitanium fixed output outdoor driver. The Roadstar LED has been designed as efficient as possible, performing the same task as the SON-T 150, 250, and 400W luminaires it replaces; provide the right amount of light in the right place. The medium beam optic delivers an efficient distribution onto the road. The combination results in interesting energy savings which reduce operating costs significantly. 50% energy reduction is realistically possible. Ease of installation is obtained through the special lock mechanism of driver compartment.

APPLICATION

Designed for general Road, Street and Residential application

SPECIFICATION

	48-ROADSTAR LD506 100W	48-ROADSTAR LD507 150W	48-ROADSTAR LD509 200W	48-ROADSTAR LD510 250W
LED Chip	Lumiled	Lumiled	Lumiled	Lumiled
LED Driver	Philips	Philips	Philips	Philips
Wattage	100W	150W	200W	250W
Lumen@Source*	13000 lm	19500 lm	26000 lm	32500 lm
CCT**	3000K / 4000K / 5700K	3000K / 4000K / 5700K	3000K / 4000K / 5700K	3000K / 4000K / 5700K
Beam Angle	110x65°	110x65°	110x65°	110x65°
CRI (Ra)	>80 and 3 SDCM	>80 and 3 SDCM	>80 and 3 SDCM	>80 and 3 SDCM
LED Life	50,000 hrs / L70	50,000 hrs / L70	50,000 hrs / L70	50,000 hrs / L70
Working Ambient Temperature	55°C	55°C	55°C	55°C

*Luminous Flux tolerance ±5% / **CCT Tolerance ±5%

Data is subject to change without notice.

48-ROADSTAR

LED ROAD LIGHT

POLAR DIAGRAM

100W

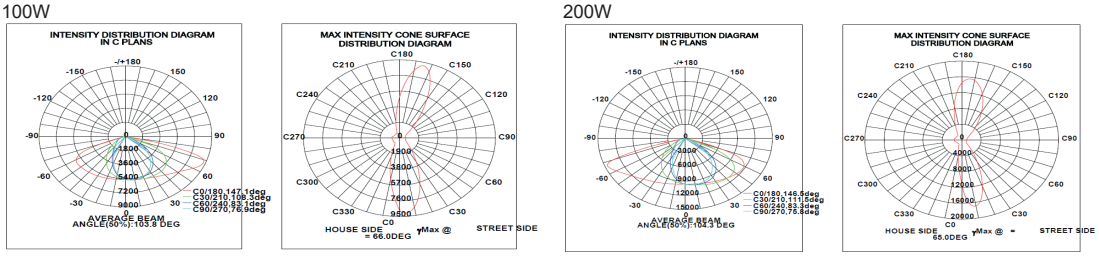

200W

150W

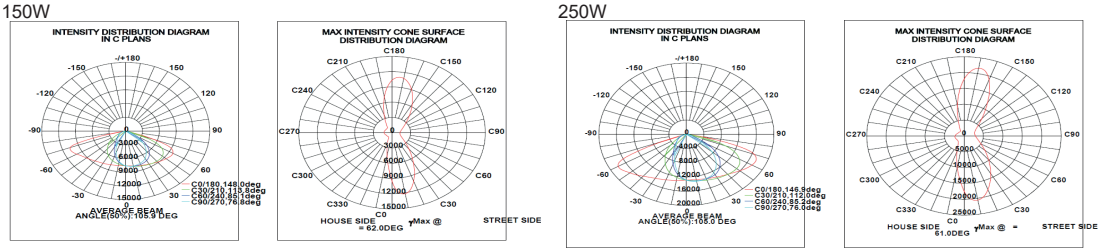

250W

SCHEMATIC

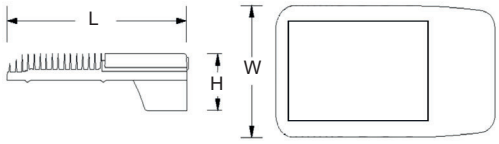

Pole side entry only

Spigot Ø 42-60mm

ORDERING CODE	L	W	H
48-ROADSTAR-LD506	422	320	131
48-ROADSTAR-LD507	523	320	131
48-ROADSTAR-LD509	655	320	131
48-ROADSTAR-LD510	850	320	140

Dimensions are in mm

ORDERING GUIDE

48-ROADSTAR-LD506-LTP100	830	840	857	100W
48-ROADSTAR-LD507-LTP150	830	840	857	150W
48-ROADSTAR-LD509-LTP200	830	840	857	200W
48-ROADSTAR-LD510-LTP250	830	840	857	250W

ORDERING EXAMPLE

48-ROADSTAR-LD506-LTP100-840/IP65

48 ROADSTAR LD506 LTP100 840 IP65

- 48 — LED ROAD LIGHT
- ROADSTAR — Family Name
- LD506 — Model
- LTP100 — LED Module & Wattage
- 840 — CRI & CCT
- IP65 — IP Rating

LED ROAD LIGHT ROADSTAR LD506 LTP100 840/IP65

48-STREETSTAR

LED ROAD LIGHT

LITE-TECH
THE ULTIMATE SOLUTION FOR ILLUMINATION

EN 60598 | IP66 | IK09 | F | 220-240V 50 / 60 Hz | PF ≥ 0.9



Housing Die-cast aluminum

Diffuser Tempered glass + pc lens

Benefits

- High impact and corrosion resistance
- Adjustable angle @ +/- 15°
- Toggle clip design, tool free to open driver component
- Post-top and side-entry installation methods



#7-pin NEMA socket
*Optional



DESCRIPTION

LED STREETSTAR is engineered from the base up with environmental consciousness and energy efficiency in mind. Developed specifically to fulfill the demanding conditions outdoor. Highly flexible and can be easily retrofitted onto existing street lighting infrastructure making it a state-of-the-art technology that is practical and affordable.

APPLICATION

Urban streets, Highways, Sidewalks, Bike paths, Gardens and parks, Architectural places, Parking lots, & All kinds of residential area

SPECIFICATION

	48-STREETSTAR 50W	48-STREETSTAR 100W	48-STREETSTAR 150W	48-STREETSTAR 200W	48-STREETSTAR 240W
LED Chip	Lumiled / Philips	Lumiled / Philips	Lumiled / Philips	Lumiled / Philips	Lumiled / Philips
LED Driver	Philips / Meanwell	Philips / Meanwell	Philips / Meanwell	Philips / Meanwell	Philips / Meanwell
Wattage	50W	100W	150W	200W	240W
Delivered Lumen	7000 lm	14500 lm	23300 lm	32000 lm	38400 lm
CCT**	3000K 4000K 5700K 6500K	3000K 4000K 5700K 6500K	3000K 4000K 5700K 6500K	3000K 4000K 5700K 6500K	3000K 4000K 5700K 6500K
CRI (Ra)	>70 and 3 SDCM	>70 and 3 SDCM	>70 and 3 SDCM	>70 and 3 SDCM	>70 and 3 SDCM
LED Life	50,000 hrs	50,000 hrs	50,000 hrs	50,000 hrs	50,000 hrs
Working Ambient Temperature	55°C	55°C	55°C	55°C	55°C

*Luminous Flux tolerance ±5% / **CCT Tolerance ±5%

Data is subject to change without notice.

#Supplied with shorting cap only

48-STREETSTAR

LED ROAD LIGHT



POLAR DIAGRAM

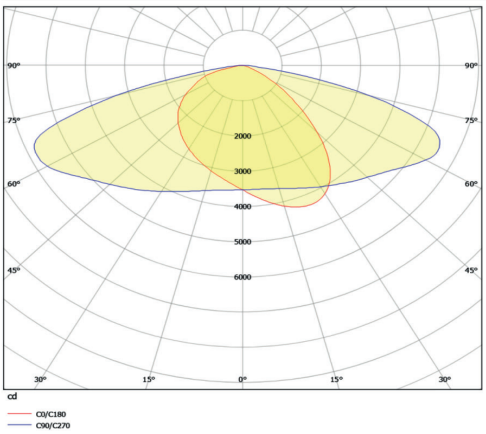

SCHEMATIC

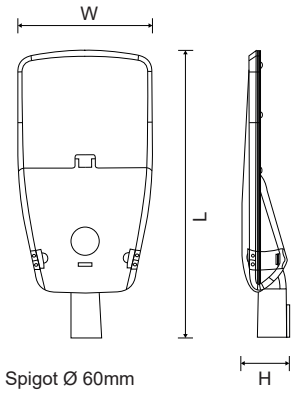

Spigot Ø 60mm

ORDERING CODE	L	W	H
48-STREETSTAR 50W	509	200	120
48-STREETSTAR 100W	562	250	120
48-STREETSTAR 150W	722	345	122
48-STREETSTAR 200W	971	400	122
48-STREETSTAR 240W	971	400	122

Dimensions are in mm

ADDITIONAL OPTIONS

DALI	Digital Addressable Dimming
1-10V	Analog Dimming
PC	Photocell

ORDERING GUIDE

48-STREETSTAR-LTP50-	730	740	757	765	50W
48-STREETSTAR-LTP100-	730	740	757	765	100W
48-STREETSTAR-LTP150-	730	740	757	765	150W
48-STREETSTAR-LTP200-	730	740	757	765	200W
48-STREETSTAR-LTP240-	730	740	757	765	240W

LTP - Lumiled

48-STREETSTAR-FFF50-	730	740	757	50W
48-STREETSTAR-FFF100-	730	740	757	100W
48-STREETSTAR-FFF150-	730	740	757	150W
48-STREETSTAR-FFF200-	730	740	757	200W
48-STREETSTAR-FFF240-	730	740	757	240W

FFF - Philips

ORDERING EXAMPLE

48-STREETSTAR-LTP150-730/IP66

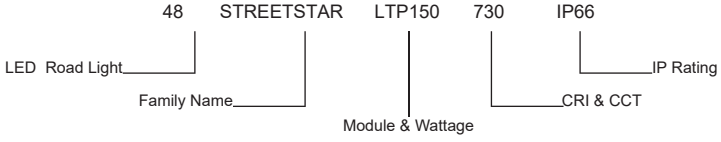

LED ROAD LIGHT STREETSTAR-LTP150-730/IP66


Wawa


LED CANOPY
Wawa

49-CANOPY

LED RECESSED CANOPY

LITE-TECH
THE ULTIMATE SOLUTION FOR ILLUMINATION

EN 60598 | IP65 | IK08 | F | 220-240V 50 / 60 Hz | PF ≥ 0.9



Housing	Die-cast aluminum
Diffuser	Tempered glass
Light Source	Lite-Tech LED module powered by Lumiled
Benefits	- High impact and corrosion resistance - Ideal for outdoor lighting - Low energy consumption - Easy maintenance - Homogeneous illumination

DESCRIPTION

LED Canopy fixtures mounted to the ceiling and are frequently used as commercial outdoor lighting fixtures. It can stand extreme weather conditions and there is no UV emission. Designed for flexibility, and you can use them in new or retrofit situations. They provide superior light distribution so you can use them to focus on specific areas.

APPLICATION

For large-scale open areas such as industrial plants, logistics centers, and petrol stations.

SPECIFICATION

	49-CANOPY R2 80W	49-CANOPY R2 100W	49-CANOPY R2 120W	49-CANOPY R2 150W
LED Chip	Lumiled	Lumiled	Lumiled	Lumiled
LED Driver	Philips / Meanwell	Philips / Meanwell	Philips / Meanwell	Philips / Meanwell
Wattage	80W	100W	120W	150W
Lumen@Source*	10400 lm	13000 lm	15600 lm	19500 lm
CCT**	3000K / 4000K / 6500K	3000K / 4000K / 6500K	3000K / 4000K / 6500K	3000K / 4000K / 6500K
CRI (Ra)	>80 and 3 SDCM	>80 and 3 SDCM	>80 and 3 SDCM	>80 and 3 SDCM
LED Life	50,000 hrs / L70	50,000 hrs / L70	50,000 hrs / L70	50,000 hrs / L70
Working Ambient Temperature	55°C	55°C	55°C	55°C

*Luminous Flux tolerance ±5% / **CCT Tolerance ±5%

Data is subject to change without notice.

49-CANOPY

LED RECESSED CANOPY



POLAR DIAGRAM

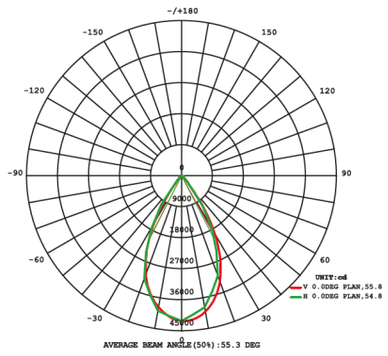

SCHEMATIC

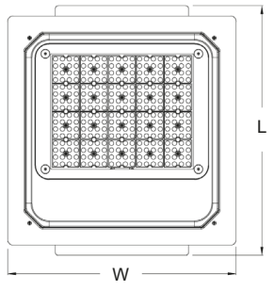

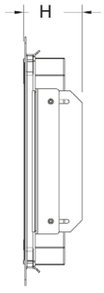

ORDERING CODE	L	W	H
49-CANOPY-R2	449	412	97

Cut-out	L	W
min	370	370
max	400	400

Dimensions are in mm

ORDERING GUIDE

49-CANOPY-R2-LTP80-	830	840	865	80W
49-CANOPY-R2-LTP100-	830	840	865	100W
49-CANOPY-R2-LTP120-	830	840	865	120W
49-CANOPY-R2-LTP150-	830	840	865	150W

ORDERING EXAMPLE

49-CANOPY-R2-LTP80-830/IP65

49	CANOPY	R2	LTP80	830	IP65
LED Recessed Canopy	Family Name	Mounting (Recessed)	LED Module & Wattage	CRI & CCT	IP Rating

LED RECESSED CANOPY R2 LTP80-830/IP65

49-CANOPY

LED SURFACE CANOPY

EN 60598 | IP65 | IK08 | F | 220-240V 50 / 60 Hz | PF ≥ 0.9



Housing	High pressure die-cast aluminum
Diffuser	PC lens
Light Source	Lite-Tech LED module powered by Lumiled
Benefits	- High impact and corrosion resistance - Ideal for outdoor lighting - Low energy consumption - Easy maintenance - Homogeneous illumination



DESCRIPTION

LED Canopy fixtures mounted to the ceiling and are frequently used as commercial outdoor lighting fixtures. It can stand extreme weather conditions and there is no UV emission. Designed for flexibility, and you can use them in new or retrofit situations. They provide superior light distribution so you can use them to focus on specific areas.

APPLICATION

For large-scale open areas such as industrial plants, logistics centers, and petrol stations.

SPECIFICATION

	49-CANOPY S 50W
LED Chip	Lumiled
LED Driver	Philips
Wattage	50W
Lumen@Source*	6500 lm
CCT**	3000K / 4000K / 5700K
CRI (Ra)	>80 and 3 SDCM
LED Life	50,000 hrs / L70
Working Ambient Temperature	55°C

*Luminous Flux tolerance ±5% / **CCT Tolerance ±5%

Data is subject to change without notice.

49-CANOPY

LED SURFACE CANOPY



POLAR DIAGRAM

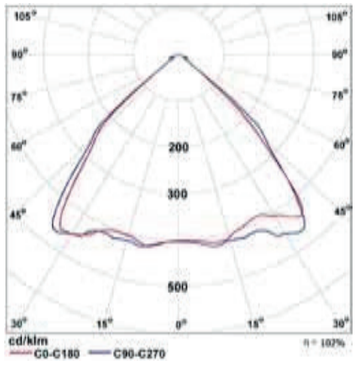

SCHEMATIC

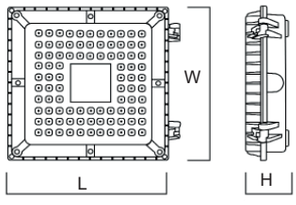

ORDERING CODE	L	W	H
49-CANOPY-S	230	230	74

ORDERING GUIDE

49-CANOPY-S-LTP50-830	50W
49-CANOPY-S-LTP50-840	50W
49-CANOPY-S-LTP50-857	50W

ORDERING EXAMPLE

49-CANOPY-S-LTP50-830/IP65

49	CANOPY	S	LTP50	830	IP65
LED Surface Canopy	Family Name	Mounting (Surface)	LED Module & Wattage	CRI & CCT	IP Rating

LED SURFACE CANOPY S LTP50-830/IP65

Radiation is the emission and transmission of energy in the form of electro-magnetic waves of a specific frequency and wavelength. The propagation velocity of electro-magnetic waves in vacuum is approximately 300,000 km/s, which is one of the fundamental constants of nature and independent of the frequency.
Most physical phenomena related to the propagation of radiation can be explained be explained with the theory of electro-magnetic waves. Interactions between matter and radiation are explained with quantum theory, which states that energy is emitted and absorbed only in elementary quantities called photons.
Light is an electro-magnetic radiation within a certain portion of the electro-magnetic spectrum, the word usually refers to visible radiation, which is visible to the human eye and is responsible for the sense of sight.Light is usually defined as having wavelengths in the range of 380–780 nanometers (nm), the spectrum of visible radiation (Light) can be subdivided into various wavelengths ranges causing certain color sensations in the human eye:

Violet	380 nm - 436 nm	Yellow	566 nm – 589 nm
Blue	436 nm – 495 nm	Orange	589 nm – 627 nm
Green	495nm – 566 nm	Red	627 nm – 780 nm

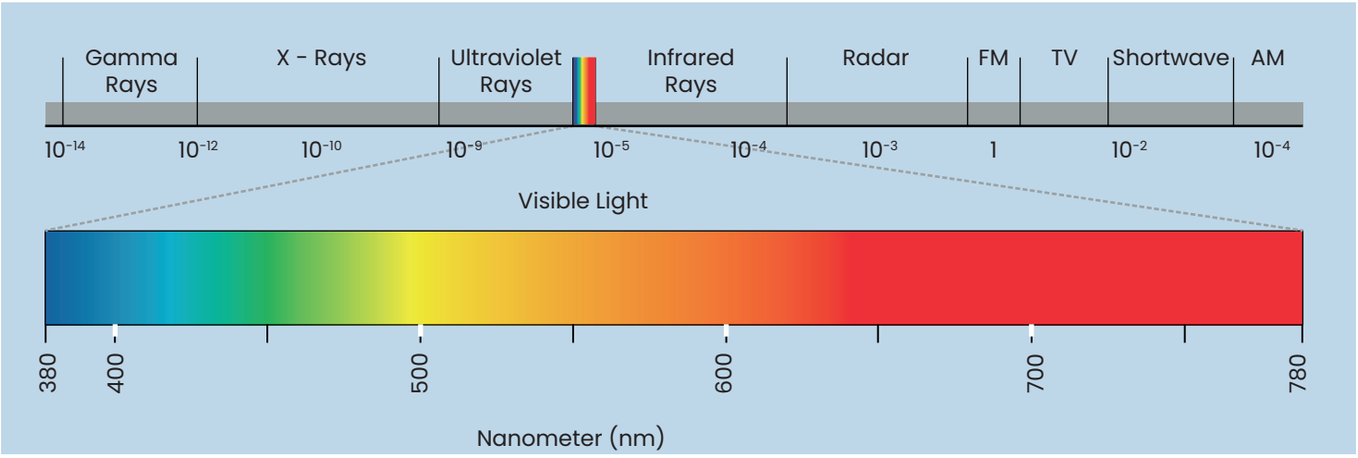

The main **source of light** on earth is the Sun, another important source of light for humans has been fire, from ancient campfires to modern kerosene lamps, with the development of electric lights and electric power systems, electric lighting has effectively replaced firelight.

2014 — White LED lamp exceeds 150lm/W



2010 — Prodfduction white LED lamp exceeds 100lm/W



2005 — White LED lamp demonstrates fluorescent efficacy of 70lm/W



2000 — White LED lamp demonstrates incandescent efficacy of 17lm/W



1995 — High brightness blue & Green LEDs.



1993 — Blue LED was discovered by Shuji Nakamura at Nichia.



1980 — CFL was first launched by Philips.



1971 — - High pressure sodium lamp was produced commercially in 1970s.
- Yellow, Green, & Orange LEDs were produced.





1963 — - OLED was demonstrated.
- Metal Halide lamp was introduced in 1960s.





1962 — Red LED was discovered by Nick Holonya Jr. at GE.



1959 — GE attempted the first practical halogen bulb.



1938 — GE invented the first practical fluorescent tube.



1932 — Sodium lamp was first produced commercially by Philips



1904 — The firstincandescent bulb with tungsten filament was produced.



1879 — The first practical incandescent bulb with carbon filament was invented by Thomas Edison.



Light has direct **emotional influences** on humans, the light level, light color and light quality influences our activity, our mood, and our impression of space. Low light levels with warm light color is acomforting relaxing atmosphere, while higher light levels with a cooler color is astimulating atmosphere, a room with red colored walls will look smaller than one with white walls of the same dimensions.

There are several ways to consider when choosing a proper lighting on a space, but there are three principal criterias to make lighting design a little easier to contemplate, these are lighting levels, color of light (color temperature), & color rendering.

Lighing Level is the amount of light present and is described with four principal physical variables in lighting technology:

Variable	Symbol	Unit	Definition
Luminous Flux	Ø	Lumen (lm)	The amount of light radiated in all directions per second by a light source.
Luminous Intensity	I	Candela (cd)	The amount of light (Luminous Flux) in a specific direction, I = Ø / solid angle.
Illuminance	E	Lux	The amount of light (Luminous Flux) incident on a unit of surface area. E = Ø / A.
Luminance	L	cd/m^2	The amount of light emitted per a unit (apparent) area of a surface in a specific direction.

The figure below shows the relation between the above mentioned variables:

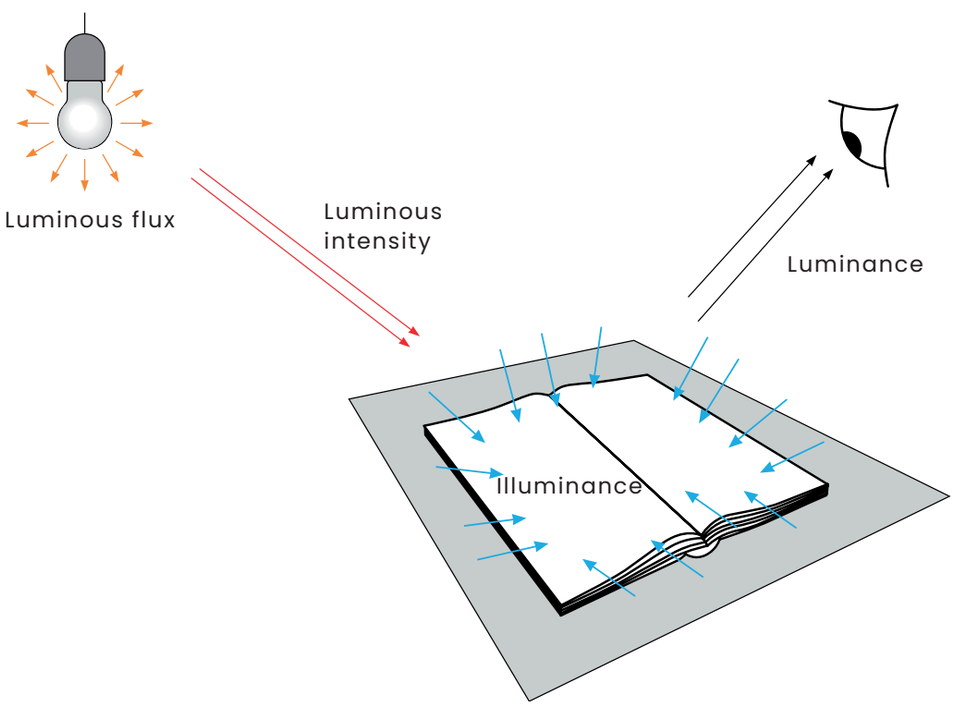

BASICS OF LIGHTING

Color temperature is a term used to describe the color of a light source by comparing it with the color of a black body radiator or full radiator.

The temperature of the black body, in Kelvin (K), at which a color matched is obtained, is said to be the color temperature of the light source.

In practice lamps are categorized in three main groups with regards to color temperature"

- Daylight > 5000k
- Cool white (Neutral white) 3300k - 5000k
- Warm white < 3000k

Using light sources with different color temperature (of the same color rendeering index) will result in different atmospheres, and perception of the lit space or objects.

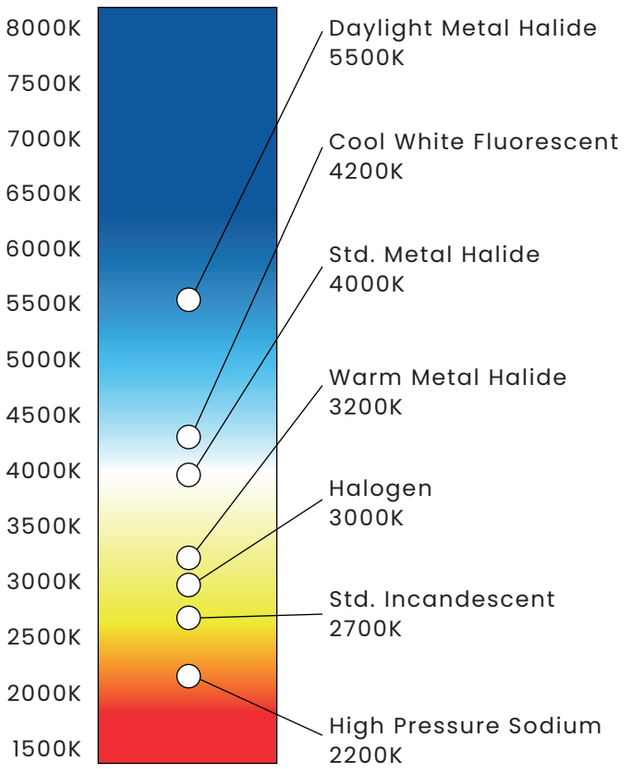

Effect on using light sources with different color temperature (same color rendering index) on the same object.



3000K
WARM WHITE



4000K
NATURAL WHITE



5000K
COOL WHITE

Color Rendering of a light source is a general expression for the effect of an illuminate on the color appearance of objects in comparison with their color appearance under a reference illuminate. The color rendering of the light, depends units color content. The light emitted by the light source is compose of a mixture of colors in different intensities. A change in color mixture and intensity yields a different color rendering. Cool daylight, incandescent and halogen lamps have continuous spectrum, thus fully natural color rendering properties. However, most gas discharge lamps have line spectrum. This has an influence on the quality of their color rendering properties, which varies from very poor, with low-pressure sodium gas discharge lamps, to excellent, with the color 90 fluorescent.

DAYLIGHT (D65)

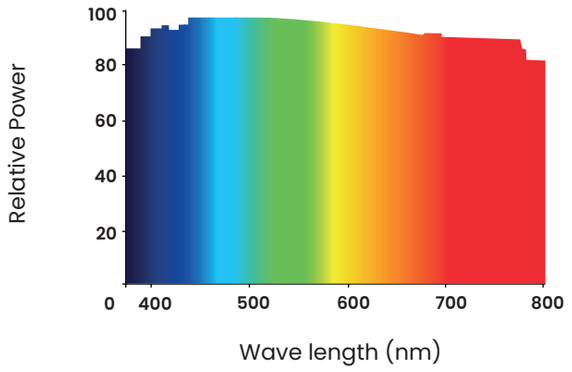

TUNGSTEN INCANDESCENT

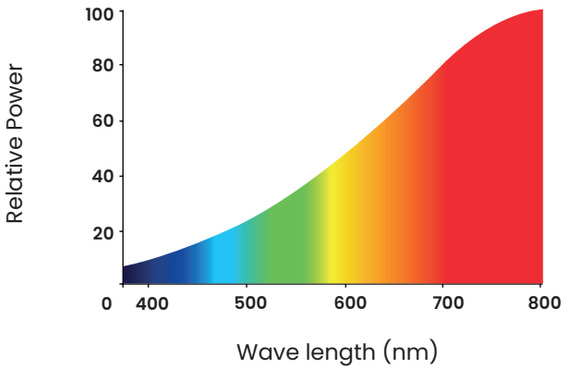

MERCURY FLUORESCENT (MBF)

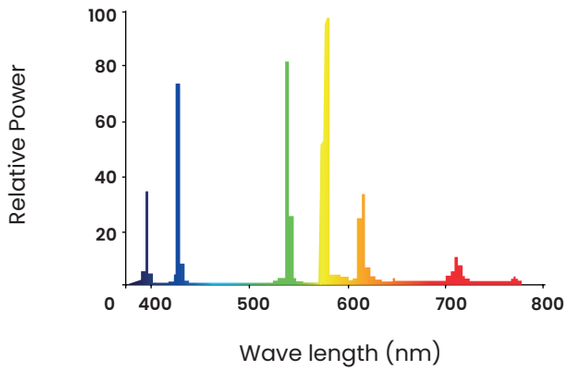

METAL HALIDE 3000K (MBI)

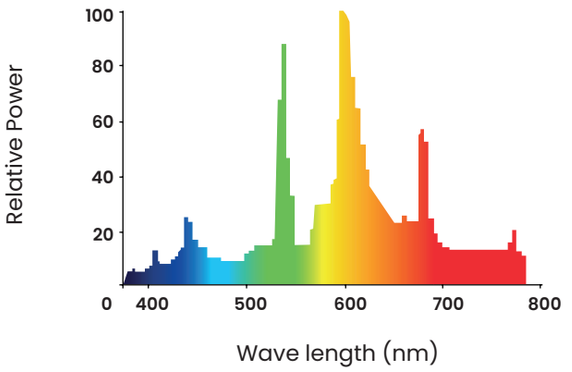

HIGH PRESSURE SODIUM (SON)

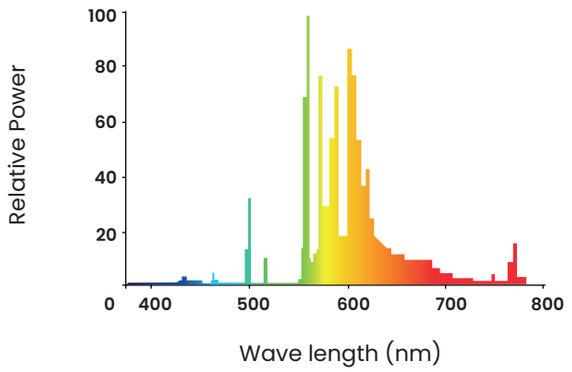

LOW PRESSURE SODIUM (SOX)

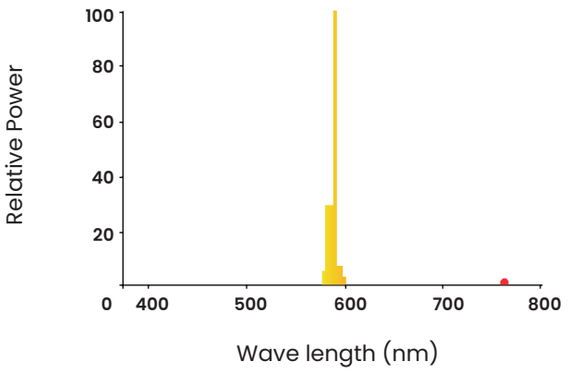

Color Rendering Index (Ra) is derived from a set of eight test colors (taken everyday life), is used to evaluate the color rendering characteristics of the lamp, its theoretical maximum value is 100. For practical applications, five color rendering groups have been proposed by the CIE.

CIE COLOR RENDERING GROUP

Color Rendering Group	Ra	Examples of use	
		Preferred	Acceptable
1A	Ra ≥ 90	Color Matching, Clinical examinations, Picture Galleries	
1B	90 > Ra ≥ 80	Homes, Hotels, Restaurants, Shops, Offices, Schools, Hospitals	
2	80 > Ra ≥ 60	Industrial work	Offices, Schools
3	60 > Ra ≥ 40	Rough industries	Industrial work
4	40 > Ra ≥ 20		Rough industries , Industrial work with low, color rendering requirements

Light sources of like color appearance may have completely different spectral compositions, and consequently can display great differences in color rendering, it is impossible to draw any conclusions regarding color rendering properties of a lamp from its color appearance.

Effect of using light sources with different color rendering index (of the same color temperature) on the same object



CRI = 51



CRI = 80



CRI = 90

Ingress Protection (IP) :
Ingress Protection Standard defines various degrees of protection against the ingress of foreign bodies, dust, and moisture. Both safety aspects (contact with live parts) and harmful effects on the function are considered. The exact testing method for luminaires for each IP classification is described in the standard EN 60598. The designation to indicate the degree of protection consists of the letters "I" and "P" followed by the two digits that indicates conformity with the conditions stated on the given table below:

Protection Against Ingress Of Dust, Solid Objects And Moisture			
First number : Degree of protection against accidental contact with external elements (ingress of dust and solid objects).		**Second Number :** Degree of protection against ingress of moisture	
No.	**Rating / Description**	**No.**	**Rating / Description**
0	**Non-protected** Not protected against ingress of solid.	0	**None-protected** Not protected against moisture
1	**Hand protected** Protected against solid objects exceeding 50 mm in diameter.	1	**Drip-proof against vertical water drops** Water drips falling vertically shall have no harmful effect.
2	**Finger protected** Protected against finger contact with live parts and against solid objects exceeding 12 mm in diameter.	2	**Drip-proof against water drops at angles up to 15°** Water drips falling at an angle of 15° shall have no harmful effect.
3	**Tool protected** Protected against contact with live parts by tools, wires, or similar objects over 2.5 mm thick, and protection against penetration of solid objects exceeding 2.5 mm in diameter.	3	**Rain / spray proof** Water drips falling at an angle of 60° shall have no harmful effect.
4	**Wire Protected** Protected against contact with live parts by tools, wires, or similar objects, over 1 mm thick, and protection against penetration of solid objects exceeding 1 mm in diameter.	4	**Splash-proof** Splashing water from any direction shall have no harmful effect.
5	**Dust accumulation protected** Complete protection against contact with live parts, and protection against harmful accumulation of dust, some dust may penetrate but not to the extent that operation is impaired.	5	**Jet-proof** Water projected by a nozzle from any direction shall have no harmful effect (Nozzle diamter 63mm, water pressure 30 KPa).
6	**Dust penetration protected** Complete protection against contact with parts and against penetration of dust.	6	Jet-proof Water projected by a nozzle from any direction shall have no harmful effect (Nozzle diamter 12.5mm, water pressure 100 KPa).
		7	**Water tight** Temporary immersion in water under specified conditions of pressure and time is possible without ingress of water in harmful quantities.
		8	**Pressure-Water tight** Continuous submersion in water under specified conditions of pressure and time without ingress of water in harmful quantites.

Electrical Safety Classes
Electrical equipment is classified according to the protection level against electrical shock. The electrical safety classification drawn up by the IEC embraces 3 classes:
Class I, II & III. The official definitions are too long, a brief description of each electrical safety class can be summarized as follows:

Class I
Luminaires have basic insulation and are fitted with an earth point for the connection of all exposed metal parts that could become live in the presence of a fault. Power cable to luminaires must include an earth wire.

Class II
Luminaires are designed and constructed in such a way that exposed metal parts cannot become live. This can be achieved by means of either reinforced or double insulation, but without a provision for protective earthing.

Class III
Luminaires protection against electric shock relies on a supply of a Safe Extra-Low Voltage, typically 12 V or 24 V.

Ambient Temperature (Ta)
The maximum ambient temperature Ta under which a luminaire can be operated safely, is indicated on the type label on the product; if no indication is given, the product is intended for a maximum ambient temperature of 25°C. The majority of indoor luminaires are developed for office, shop and general indoor applications show no Ta, thus indicating 25° C. Luminaires designed for industrial highbay applications are designed for ambient temperatures as high as 40 to 45° C, outdoor luminaires are designed for ambient temperatures as high as 50 to 55° C. Operating of luminaires above their specified Ta may lead to a reduction of the lifetime of the various components, as electrical and electronic components are sensitive to overheating, and may affect the safety of the luminaire. Low temperatures do not normally affect the safety of luminaires, but may affect operation and efficacy of the lamps especially during the starting-up phase of the lamp. Fluorescent lamps should not be used below -5° C, high intensity discharge (HID) lamps function well below -20° C, and the most suitable lamps for outdoor use.

Protection Against Mechanical Shock (IK)
The European standard EN SO I02 defines the degrees of protection against external mechanical impact (IK code) and the method of testing. The impact resistance is expressed as a group numeral, which is related to the impact energy.
The luminaire housing should withstand the defined energy of the mechanical shock without losing its electrical and mechanical safety, or the basic luminaire function, this means that after withstanding the shock, deformation of the mirror and housing is allowed, but broken lamps, and failure to meet the specified IP classification is not permitted.
The table shows the ten IK classifications and the defined shock energy expressed in joules.

Kitchens

IK Code	Shock Energy (Joules)	Description	Examples
IK01	0.15		
IK02	0.20	Standard	Open luminaires, closed luminaires with acrylic cover.
IK03	0.30		
IK04	0.50	Standard plus	
IK05	0.70		Open luminaires with reinforced optical system.
IK06	1		
IK07	2	Reinforced	
IK08	5	Vandal protected	Closed luminaires with polycarbonate cover, or hardened glass cover
IK09	10		
IK10	20	Vandal resistant	Closed luminaires

Recommended Maintained Illuminance (LUX) Levels

Description	Maintained Illuminance (Lux)
General Building Areas	
Circulation areas, corridors	100
Cloakrooms, toilets	100
Stores, stockrooms	10
Stairs, escalators	50
Assembly shops	
Rough Work: Heavy machinery assembly	300
Medium Work: Engine assembly, vehicle body assembly	500
Fine Work: Electronic and office machinery assembly	750
Very fine Work: Instrument assembly	1500
Chemical, plastics and rubber industry	
Automatic processes	150
General interior plant areas	300
Control rooms, laboratories	500
Pharmaceutical manufacture	500
Rubber tyre manufacturing	500
Inspection	750
Colour matching	1000
Clothing factories	
Pressing	500
Sewing	700
Inspection	1000
Electrical industry	
Cable manufacturing	300
Coil winding (medium size)	500
Assembly of telephones, radios, TVs	1000
Testing, adjusting	1000
Assembly of ultra-precision parts, electronic components	1500
Food Industries	
Automatic processes	200
General working areas	300
Hand decorating, inspection	500
Foundries	
Foundry bays	200
Rough moulding, rough core making	300
Fine moulding, core making, inspection	500

Recommended Maintained Illuminance (LUX) Levels

Description	Maintained Illuminance (Lux)
Glass works and pottery	
Furnace rooms	150
Mixing rooms, forming, moulding, kiln rooms	300
Finishing, enamelling, glazing	300
Machine grinding and engraving	500
Hand grinding and engraving	750
Fine work, e.g. decorative engraving hand painting	1000
Iron and steel works	
Fully-automatic production plants	50
Semi-automatic production plants	200
Permanently-manned work stations in production plants	300
Control platforms and inspection	500
Leather industry	
General working areas	300
Pressing, cutting, sewing, shoe production	750
Grading, matching, quality control	1000
Machine and fitting shops	
Forging of small parts	200
Rough bench and machine work, welding	300
Medium bench and machine work	500
Fine bench and machine work, inspection and testing	750
Very fine work, gauging and inspection of small intricate parts	1000
Paint shops and spray booths	
Dipping, rough spraying	500
General painting and spraying	750
Fine painting, spraying and finishing, retouching and matching	1000
Paper mills	
Automatic processes	200
Paper and board making	300
Inspection, sorting	500
Printing works and bookbinderies	
Printing machine room / book binding	500
Composing rooms, proof reading, trimming, embossing	750
Retouching, etching	1000
Colour reproduction and printing	1500
Steel and copper engraving	2000

Recommended Maintained Illuminance (LUX) Levels

Description	Maintained Illuminance (Lux)
Textile industries	
Bale opening	200
Carding, drawing	300
Spinning, winding, reeling, dyeing	500
Beaming, spinning (fine counts), twisting, weaving	750
Sewing, burling, inspection	1000
Woodworking shops and furniture manufacture	
Saw mills	200
Bench work, assembly	300
Wood-working machines	500
Finishing	750
Final inspection, quality control	1000
Offices	
Archives	200
Conference rooms	300
General offices with typing, screen-supported activities, computer rooms	500
Deep, open-plan offices	750
Drawing offices	1000
Schools	
Workshops, libraries, reading rooms, Class-rooms, lecture theatres	300
laboratories, art rooms, gymnasiums	500
Shops and stores	
Conventional shops	300
Self-service shops and showrooms	500
Supermarkets, department stores	750
Public buildings	
Cinemas:	
Auditorium	50
Foyer	100
Theatres and concert halls:	
Auditorium	100
Foyer	200
Museums and art galleries:	
Light-sensitive exhibits	150
Exhibits insensitive to light	300

Recommended Maintained Illuminance (LUX) Levels

Description	Maintained Illuminance (Lux)
Sacred buildings:	
Nave	100
Choir, altar, pulpit	300
Residentials	
Bedrooms:	
General	50
Bedhead	200
Bathrooms:	
General	100
Shaving, makeup	500
Living rooms:	
General	100
Reading, sewing	500
Stairs	100
Kitchens:	
General	300
Working Areas	500
Work Room	300
Nursery	100
Hotels and restaurants	
Dining rooms	200
Guestroom, bathrooms:	
General	100
Local	300
Entrance halls, general conference rooms	300
Kitchens	500
Hospitals	
Corridors:	
Night	50
Daytime / Evening	200
Wards:	
Circulation at night	1
Observation at night	5
General lighting	150
Simple examination light	300

Recommended Maintained Illuminance (LUX) Levels

Description	Maintained Illuminance (Lux)
Examination rooms:	
General Lighting	500
Local examination lighting	1000
Intensive Therapy:	
Bedhead	50
Observation	750
Nurse's stations	300
Operating Theatres:	
Pre-op room	500
General Theatre lighting	1000
Local	100000
Autopsy room:	
General	750
Local	5000
Laboratories and pharmacies:	
General	750
Local	1000
Consulting room:	
General	500
Local	750

LITE-TECH

THE ULTIMATE SOLUTION FOR ILLUMINATION

Tel: +971 4 333 1387

13B St. Ras Al Khor, Industrial Area 2

Dubai - U.A.E.

Email: litetech@emirates.net.ae

Website: www.litetechind.com